


: Fabbian



“La bellez-
za è posta
nell’oggetto
che suscita
contempla-
zione”

Plotino, “Enneadi” - III secolo d.C.

01

Timeless Beauty

02

Collections

03

Technical info

04

Utility

T I M E S
M E L E S S
B E A U T Y

Timeless Beauty

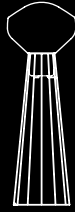
Da sempre lavoriamo per valorizzare la bellezza. La bellezza dei luoghi, degli oggetti, degli spazi. È lo scopo del nostro lavoro, richiede tempo, ricerca, sapienza e ispirazione. La valorizziamo nelle forme, nei materiali e nella tecnologia. Riscopriamo il ruolo della bellezza e dell'arte attraverso la luce. È il recupero di uno sforzo antico eppure sempre nuovo, dove la bellezza celebra lo spirito e lo innalza. Perché la bellezza non ha età. Perché promette la felicità. Forse è per questo che è fragile...

We've always striven to place the accent on beauty. The beauty of places, objects, spaces. It's the purpose of our work. It requires time, research, wisdom and inspiration. We place the accent on beauty in shapes, materials and technology. We rediscover the role of beauty and art through light. Ours is a return to an ancient effort that's constantly renewed, in which beauty celebrates and exalts the spirit. Because beauty is timeless. Because it's a promise of happiness. Perhaps this is why it's fragile...

Index

Aérostat

Sospensione / Tavolo / Terra
Pendant / Table / Floor



pag. 12
tech info pag. 362

Amulette Art

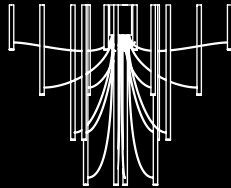
Sospensione / Parete
Pendant / Wall



pag. 20
tech info pag. 363

Ari

Sospensione
Pendant



pag. 26
tech info pag. 364

Armilla

Sospensione / Tavolo
Pendant / Table



pag. 32
tech info pag. 370

Beluga

Sospensione / Tavolo / Terra / Parete /
Parete-Soffitto / Binario / Incasso
Pendant / Table / Floor / Wall /
Wall-Ceiling / Track / Recessed



pag. 40
tech info pag. 372

Beluga Royal

Sospensione
Pendant



pag. 52
tech info pag. 377

Bijou

Sospensione / Terra / Parete
Pendant / Floor / Wall



pag. 58
tech info pag. 379

Claque

Sospensione / Soffitto / Binario / Incasso
Pendant / Ceiling / Track / Recessed



pag. 64
tech info pag. 380

Cloudy

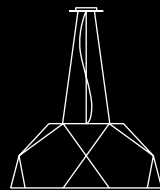
Sospensione / Soffitto
Pendant / Ceiling



pag. 72
tech info pag. 383

Crio

Sospensione
Pendant



pag. 78
tech info pag. 384

Cubetto

Sospensione / Tavolo / Parete /
Soffitto / Parete-Soffitto
Pendant / Table / Wall /
Ceiling / Wall-Ceiling



pag. 84
tech info pag. 385

Diamond & Swirl

Sospensione / Parete
Pendant / Wall




pag. 94
tech info pag. 388

Index

Enck

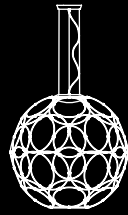
Parete
Wall



pag. 100
tech info pag. 390

Giro

Sospensione
Pendant



pag. 140
tech info pag. 406

Eyes

Sospensione / Tavolo / Parete-Soffitto
Pendant / Table / Wall-Ceiling



pag. 104
tech info pag. 390

Giunco

Terra
Floor



pag. 146
tech info pag. 406

Faretti

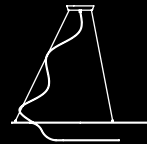
Incasso
Recessed



pag. 110
tech info pag. 391

Glu

Sospensione / Parete
Pendant / Wall



pag. 152
tech info pag. 408

Flow

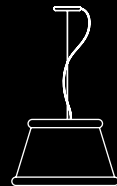
Sospensione / Tavolo / Soffitto / Parete
Pendant / Table / Ceiling / Wall



pag. 122
tech info pag. 395

Ivette

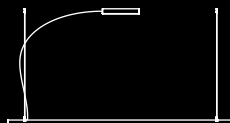
Sospensione
Pendant



pag. 158
tech info pag. 408

Freeline

Sospensione / Soffitto
Pendant / Ceiling



pag. 128
tech info pag. 396

Jazz

Parete
Wall



pag. 164
tech info pag. 409

Fruitfull


Sospensione / Tavolo
Pendant / Table



pag. 134
tech info pag. 404

Lens

Sospensione / Parete-Soffitto
Pendant / Wall-Ceiling

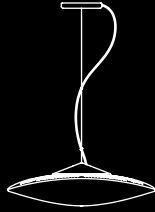


pag. 168
tech info pag. 433

Index

Loop

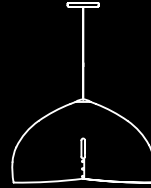
Sospensione / Parete-Soffitto
Pendant / Wall-Ceiling



pag. 174
tech info pag. 435

Oru

Sospensione
Pendant



pag. 234
tech info pag. 476

Lumi

Sospensione / Tavolo / Terra /
Soffitto / Parete-Soffitto
Pendant / Table / Floor /
Ceiling / Wall-Ceiling



pag. 180
tech info pag. 435

Pivot

Sospensione / Terra
Parete-Soffitto
Pendant / Floor /
Wall-Ceiling



pag. 240
tech info pag. 477

Malvasia

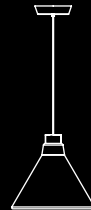
Sospensione
Pendant



pag. 202
tech info pag. 446

Polair


Sospensione
Pendant



pag. 246
tech info pag. 483

Metro


Parete-Soffitto
Wall-Ceiling



pag. 208
tech info pag. 447

Quarter

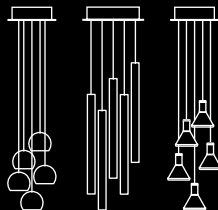
Sospensione / Parete-Soffitto
Pendant / Wall-Ceiling



pag. 250
tech info pag. 483

Multispot


Sospensione
Pendant



pag. 216
tech info pag. 449

Roofer


Sospensione
Pendant



pag. 256
tech info pag. 485

Olympic

Sospensione / Parete-Soffitto
Pendant / Wall-Ceiling



pag. 226
tech info pag. 467

Saya

Sospensione
Pendant



pag. 262
tech info pag. 486

Index

Snake

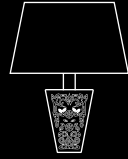
Parete / Soffitto
Wall / Ceiling



pag. 268
tech info pag. 487

Vicky

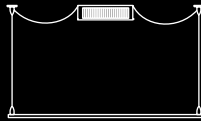
Sospensione / Tavolo /
Parete / Soffitto
Pendant / Table /
Wall / Ceiling



pag. 304
tech info pag. 525

Sospesa


Sospensione
Pendant



pag. 272
tech info pag. 488

Spin-bo

Parete
Wall



pag. 278
tech info pag. 489

Stick

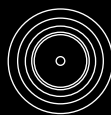
Sospensione / Tavolo / Terra / Parete
Pendant / Table / Floor / Wall



pag. 282
tech info pag. 489

Tools


Incasso
Recessed



pag. 288
tech info pag. 511

Tripla

Sospensione / Tavolo / Parete
Soffitto / Parete-Soffitto / Incasso
Pendant / Table / Wall /
Ceiling / Wall-Ceiling / Recessed



pag. 296
tech info pag. 517

Systems

Index

Ari

Sistema
System



pag. 314

tech info pag. 364

Freeline

Sistema
System




pag. 320

tech info pag. 396

Laminis

Sistema
System

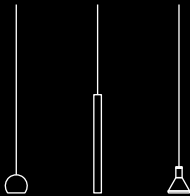


pag. 328

tech info pag. 408

Multispot

Sistema
System



pag. 336

tech info pag. 449

Tile

Sistema
System



pag. 346

tech info pag. 491

Tripla

Sistema
System



pag. 354

tech info pag. 517

Aérostat





Aérostat

“Ho pensato ad una lampada come ad un oggetto luminoso, così lieve da potersi elevare rispetto al suolo”

“I conceived a lamp as a luminous object that is so light it can lift itself off the ground”

Il giovane designer Guillaume Delvigne ha firmato questa serie di lampade decorative in vetro soffiato bianco lucido. Come per il principio dell'aerostato che è quello di rendere un oggetto più leggero dell'aria, anche Delvigne ha pensato ad una lampada come ad un oggetto luminoso, così lieve da potersi elevare rispetto al suolo. Ugualmente le lampade da tavolo e da terra, sebbene trattenute a terra da una base metallica che ricorda una gabbia, mostrano la stessa aspirazione a raggiungere lo spazio sovrastante, allo stesso modo le sospensioni con base metallica. L'eleganza e la semplicità di queste lampade le rende adatte ad ogni tipo di ambiente.

Più leggera dell'aria

Lighter than air

The young designer Guillaume Delvigne is the talented creator of this collection of decorative lamps made out of shiny white blown glass. For Delvigne the inspiration came from the principle of the Aerostat, to make an object that is lighter than air. With this in mind, he conceive a lamp as a luminous object that is so light it can lift itself off the ground. Although the table and floor lamps have a metallic base that resembles a cage, they still seem to reach out into the space above them, in the same way that the ceiling lamps, with a metallic base, reach out below. The sheer elegance and simplicity of these lamps make them suitable for any setting.

Aérostat

Guillaume Delvigne



Pendant

E27 (LED)
diff. Ø 33 - 43 cm | h. 56 - 64 cm



Table

E27 (LED)
Ø 23 - 33 cm | h. 37 - 53 cm

La collezione Aérostat si compone di sospensioni, lampade da tavolo e terra per interno. Le sospensioni e lampade da tavolo sono disponibili in due misure di diffusore con una gabbia metallica che funge da supporto, mentre la lampada da pavimento ha una sola dimensione. Il vetro è soffiato bianco lucido, mentre le gabbie metalliche sono disponibili nei colori ottone, cromo nero e rame, tutti lucidi. L'elettrificazione è a tensione di rete per lampadine LED.



The Aérostat collection is composed of indoors hanging, table and floor lamps. Hanging and table lamps are available in two diffuser sizes with a metal cage acting as support, while the floor lamp is available in one size only. All diffusers are in shiny white blown glass whereas the metal cages are in brass, black chrome and copper finish, all shiny. Electrification on main voltage for LED bulbs.

Floor

E27 (LED)
Ø 43 cm | h. 128 cm





Amulette Art





Amulette Art

*“Abbiamo studiato i particolari effetti
che produce la luce LED”*

*“We have studied the unique effects
that LED light produces”*

Con Amulette Art si sono voluti approfondire e studiare i particolari effetti che produce la luce LED quando attraversa lo spessore di una lastra di cristallo colato lucidato. Il risultato è una lampada importante a vedersi ma molto leggera ed elegante con una luce di grande effetto che si diffonde in maniera ottimale in ambienti chic, magari dal gusto Art Déco. La lastra è incastonata nel metallo come una pietra preziosa, un portafortuna. La sua geometria, unita ad una dimensione contenuta, ne esalta la ricercata lavorazione delle superfici e la forza espressiva del metallo.

Molto leggera ed elegante

Extremely light and elegant

Amulette Art was created by studying the unique effects that LED light produces when penetrating a polished cast crystal plate. The result is a visually elegant lamp yet extremely light and refined giving a great luminous effect which beautifully spreads throughout grand environments, such as those in Art Deco style. The plate is set in metal like a precious stone, a lucky charm. Its geometry, combined with its compact size, underlines the exquisite finish of the surfaces and the expressive power of metal.

Amulette Art

Bernhardt & Vella



Pendant

LED
diff. l. 17 cm | d. 2 cm | h. 44 cm



—
Wall

LED

l. 17 cm | d. 6 cm | h. 44 cm


La collezione è costituita da una sospensione e una lampada da parete per interno. Il diffusore è costituito da cristallo extrachiario con bordi martellati con la montatura in metallo spazzolato verniciato oro, oro rosa e antracite. L'elettrificazione è a tensione di rete per LED.



*The collection has as an indoor suspension lamp and a wall lamp.
The diffuser is made of extra clear crystal with hammered edges with a painted brushed metal in gold, rose gold and anthracite.
Power supply - mains voltage for LEDs.*

Ari





Ari

*“Pochi segni grafici,
è questa la massima espressione di Ari”*

*“A small number of graphic elements,
this is Ari’s crowning glory”*

Ari è un sistema di illuminazione modulare in grado di adattarsi ai piccoli e grandi spazi, ai diversi stili ed esigenze di utilizzo. Dall’austera essenzialità della versione a singolo elemento illuminante, matrice del progetto, si può combinare fino alla versione con 16 elementi. Gli elementi, essenziali e puliti, di differenti lunghezze, si possono installare a soffitto liberamente o seguendo precisi schemi geometrici intorno al rosone centrale. È questa la massima espressione di Ari: pochi segni grafici che reinterpretano in chiave contemporanea e minimale le geometrie dei classici chandelier, riempiendo e decorando l’ambiente con volumi leggeri ed eterei. Un nuovo sistema che collega passato e presente. Un linguaggio formale e pulito che traduce e sintetizza figure tradizionali.

Un linguaggio formale e pulito

A clean, formal language

Ari is a flexible lighting system that can be adapted to both small and large environments, different styles and needs. From the austere minimalism of the single light source, origin of its design, Ari can combine up to 16 elements for a larger version. These minimal and pure elements of different lengths, can be installed freeform on the ceiling or follow a precise geometric pattern around a central rose. This is Ari’s crowning glory: a small number of graphic elements giving a minimalist, contemporary twist to the geometry of the classic chandelier, filling and embellishing the room with light, transparent shapes. A new system to link past and present. A clean, formal language that translates and synthesizes traditional forms.

Ari

Marco Spatti & Marco Pietro Ricci



Pendant

LED
diff. Ø 2,5 cm | h. 30 - 60 - 90 - 120 cm



Pendant

LED
diff. Ø 2,5 cm | h. 30 - 60 - 90 - 120 cm

La collezione è costituita da numerose sospensioni di forme e dimensioni diverse per interno. Il punto luce è inserito all'interno di una struttura in alluminio anodizzato nero e bronzo e verniciato bianco. I cavi, in PVC, sono neri per i tubi neri e bronzo, bianchi per i tubi bianchi. Ari è anche disponibile nella versione sistema: tubi singoli neri, bronzo e bianchi in 4 misure e due rosoni per massimo 3 e 16 punti luce. L'elettrificazione è a tensione di rete per LED.



The collection has several indoor suspension lights in different shapes and sizes. Lights are set inside a structure in black anodized aluminium and painted white and bronze. The PVC cables are black for black and bronze tubes, white for white tubes. Ari is also available in the system version: single black, bronze and white tubes in 4 sizes and two rosettes for up to 3 - 16 lights. Power supply - mains voltage for LEDs.

Armilla





Armillia

“Durante il Rinascimento si usava costruire delle macchine gioiello delimitate da anelli, chiamati armillari”

“During the Renaissance it was customary for people to construct marvellous models called armillary spheres comprising a framework of rings”

Armillia, disegnata da Lorenzo Truant, prende ispirazione dalle prime rappresentazioni rinascimentali del moto delle stelle e dei pianeti. In quel tempo, l'uomo usava costruire delle macchine gioiello delimitate da anelli, chiamati armillari, con al centro, inizialmente la terra, poi col passare del tempo e con l'arrivo delle teorie copernicane, il sole, fonte illimitata di luce e nuovo centro dell'universo. I cerchi di Armilla richiamano questa consuetudine, sostengono la sfera ed esaltano la grande massa di vetro opale che diffonde la luce della sorgente luminosa posta al centro della composizione, proprio come le sfere armillari immaginate dai cosmografi copernicani di fede eliocentrica.

Il moto magico di stelle e pianeti

Magic motions of stars and planets

Armillia, designed by Lorenzo Truant, is inspired by the very first Renaissance depictions of the motions of stars and planets. At that time, it was customary for people to construct marvellous models called armillary spheres comprising a framework of rings. To begin with, they were centred on Earth, but as time went by and the theories of Copernicus entered the picture, it was replaced with the Sun, an infinite source of light and the new centre of the universe. The rings of Armilla recall this custom, supporting the sphere and complementing the abundance of opal glass that diffuses light from the source at the centre of the composition—just like the armillary spheres dreamt up by the Copernican cosmographers, with their heliocentric view of the world.

Armilla

Lorenzo Truant



—
Pendant

E27 (LED)
diff. Ø 36 cm



Table
E27 (LED)
Ø 36 cm | h. 39 cm

La collezione Armilla è disponibile con un diametro di 36cm e nella versione a sospensione e lampada da tavolo. Il diffusore è in vetro bianco lucido, soffiato su stampo a giro, con i cerchi metallici inseriti e dolcemente imprigionati dal vetro fuso al termine del processo. Gli anelli sono nella finitura brunita, dorata e cromata. L'elettrificazione è a tensione di rete per lampadine LED.



Lamps from the Armilla collection are available with a diameter of 36 cm, and come in the form of pendant and table lamps. The diffuser is made of glossy white glass blown on a round mould, with the metal rings inserted and carefully fixed in place using the melted glass at the end of the process. The rings have a polished finish, with gold and chrome plating. Designed to work with LED bulbs.





Beluga





Beluga

“Ho pensato ad una collezione di lampade orientabili, eclettiche semplici”

“I designed a collection of eclectic, simple adjustable lamps”

L'obiettivo presentato a Marc Sadler era quello di progettare una collezione di lampade orientabili, eclettiche semplici. Nasce così Beluga, famosa per l'inconfondibile design tecnico ed essenziale che si ispira al concetto atomico. Il designer studia l'essenza della materia, la dinamica al suo interno e soprattutto le particelle che la formano. Ne estrae quindi gli elementi, protoni neutroni ed elettroni per permettere di creare nella realtà delle interconnessioni e composizioni fantasiose, rese ancora più libere e versatili grazie all'uso di diversi colori e materiali. I diffusori di Beluga sono infatti disponibili in cristallo (trasparente, bianco, rosso, giallo, marrone, verde e blu) e in metallo.

Design ispirato dal concetto atomico

Design inspired by the atom

The objective facing Marc Sadler was that of designing a collection of eclectic, simple adjustable lamps. He thus came up with the Beluga spotlight with its unique technical, essential design inspired by the atom. To create this lamp, the designer studied the atom itself, its nucleus and above all the particles which form it. He then took the elements, protons, neutrons and electrons to create patterns and layouts for real use, made even more free and versatile thanks to the use of different colours and materials. The diffusers of the Beluga lamps are in fact available in crystal (transparent, white, red, yellow, brown, green and blue) or metal.

Beluga

Marc Sadler



Pendant / Track

GU10 (LED)
diff. Ø 11,6 cm | h. 11 cm



Wall

GU10 (LED)

l. 45 cm | d. 11,6 cm | h. 24 cm

La collezione è composta da sospensioni, lampade da tavolo, terra, parete, soffitto e binario per interno. I diffusori sferici, orientabili e ruotanti, sono di diverse dimensioni e materiali: cristallo trasparenti o verniciati, cromo lucido o vetro soffiato bianco lucido. Le strutture metalliche sono tutte in cromo lucido. Elettrificazione a tensione di rete per lampade alogene e LED.



The collection is made up of hanging, table, floor, wall and ceiling lamps, in addition to a series of lamps mounted on a track. They are suitable for indoor use. The spherical diffusers rotate to any position and are available in different sizes and materials: transparent or painted crystal, polished chrome or shiny white blown glass. All metallic structures are in polished chrome. The lamp runs on mains power and is suitable for use with halogen and LED bulbs.

—
Wall / Ceiling

GU10 (LED)
Ø 11,6 cm | h. 12,3 cm



—
Wall / Ceiling

GU10 (LED)
l. 22,5 - 37,5 cm | d. 9 cm | h. 12,3 cm



Recessed

GU10 (LED)

Ø 13,2 cm | h. 4,6 cm



Pendant / Track

GU10 (LED) - E27 (LED)
diff. Ø 11,6 - 17,6 - 24,4 cm | h. 11 - 15 - 20 cm



Table

GU10 (LED)

l. 13 cm | d. 11 cm | h. 12,5 cm



—
Floor

E27 (LED)
Ø 24,4 cm | h. 186 cm



Pendant / Track

G9 (LED) - E27 (LED)
diff. Ø 11,6 - 17,6 - 24,4 cm | h. 11 - 15 - 20 cm

Beluga Royal





Beluga Royal

“Creazioni preziose, grazie alle ricche finiture metalliche”

“Precious creations with metal finishes”

Come perle iridescenti, le sospensioni della collezione Beluga Royal risaltano grazie alla propria luce e alla luce riflessa dell'ambiente circostante. Preziose, grazie alle ricche finiture metalliche, il loro aspetto viene esaltato da ciò che le circonda, mutandone i colori, i riflessi e plasmandone le forme. Una volta accese, invece, le sospensioni diventano indiscusse protagoniste dello spazio definendolo attraverso i giochi di luce creati dal corpo luminoso. Dallo stile un po' retrò, le sospensioni Beluga Royal arricchiscono gli ambienti dove sono collocate.

Giochi di luce dallo stile un po' retrò

The light effects vintage-style

As iridescent pearls, Beluga Royal collection hanging lamps stand out thanks to their light and to the light reflected from the surrounding environment. With precious metal finishes, their look is accented by their surroundings, with changing colours and glares and mutating shapes. Once they are turned on, these hanging lamps become the stars of any room, defining through the light effects created by the luminous unit. Vintage-style Beluga Royal hanging lights enrich all the rooms with their presence.

Beluga Royal

Marc Sadler



—
Pendant

LED
diff. Ø 20 - 30 - 40 cm | h. 19 - 28 - 39 cm



—
Pendant

E14 (LED) - E27 (LED)
diff. Ø 20 - 30 - 40 cm | h. 19 - 28 - 39 cm

La collezione Beluga Royal è composta da una serie di sospensioni sferiche, di diversi diametri, in vetro soffiato trasparente. Le particolari finiture dei vetri sono dovute a un processo di metallizzazione dorata, bronzo e titanio. Infatti, se spente, le sospensioni hanno un effetto specchiato; mentre, quando sono accese, si intravede la sorgente luminosa a LED integrata mascherata da un diffusore interno in policarbonato e un supporto in alluminio che crea un gioco di riflessi luminosi. Nella versione con lampadina LED e attacco E27, se spente, le sospensioni hanno lo stesso effetto specchiato; mentre, quando sono accese, viene rivelata la sorgente luminosa in quanto è assente il diffusore in policarbonato.



The Beluga Royal collection comprises round clear blown-glass hanging lamps in different sizes. The peculiar glass finishes are created through golder, bronze and titanium metallization processes. When they are turned off, the lights have a mirrored effect; and when lit, the LED light source can be seen masked by an inner polycarbonate diffuser and an aluminium support, which creates luminous reflective effects. In the version with LED bulbs and E27 socket, when lights are turned off, they have the same mirrored effect; on the contrary, when they are turned on, light source is clearly visible because in this version there isn't the polycarbonate diffuser.

Bijou





Bijou

“Mi sono ispirato dalle morbide forme della natura”

“I took inspiration from the gentle shapes of nature”

Come molti designers, anche Prospero Rasulo si è lasciato ispirare dalle morbide forme della natura per la progettazione della famiglia di lampade Bijou. Sospensioni che scivolano come gocce dal soffitto, piantane che sembrano sbocciare come fiori, applique sinuose e squadrate che si mostrano padrone della scena grazie ai giochi di luci che sottolineano il loro minimalismo chic. La collezione Bijou è disponibile in metallo verniciato bianco, nero e cromo ed è adatta sia nei contesti di case o strutture private, sia nei locali pubblici.

Luci dal minimalismo chic

Lights minimalist chic

Like many designers, Prospero Rasulo also took inspiration from the gentle shapes of nature when creating the Bijou lamp range. Pendant lamps that seem to fall from the ceiling like drops of water, standard lamps that appear to blossom like flowers, windy and squared wall lamps that take control of the situation with patterns of light that underline their minimalist chic. The Bijou collection is available in metal painted white or with a chrome finish and is suitable for use in both the home and other private structures or public buildings.

Bijou

Prospero Rasulo



Pendant

GU10 (LED) - E27 (LED)
diff. Ø 7,8 - 16 cm | h. 15 - 34 cm



Floor

E27 (LED)

l. 30 cm | d. 30 cm | h. 189 cm

La collezione è costituita da due sospensioni, una lampada da terra e una da parete per interno ed esterno. I diffusori e le strutture sono in metallo cromato o verniciato bianco lucido o nero lucido. Elettrificazione è a tensione di rete per lampadine alogene e LED.



The collection is made up of two hanging lamps, a floor lamp and a wall lamp for both indoor and outdoor use. The diffusers and lamp structures are in metal, either chrome-plated or painted in shiny white or black. The lamp runs on mains power and is suitable for use with halogen and LED bulbs.

—
Wall
—
(LED)

l. 8,5 cm | d. 10 cm | h. 8,1 cm

Claque





Claque

“Ho preso ispirazione dal mondo teatrale, dove gli artisti sul palcoscenico vengono seguiti dalle luci che esaltano le loro performance”

“I took inspiration from the theatrical world, where the artists on stage are followed by lights that highlight their performances”

L'ispirazione di questa serie di lampade nasce dal mondo teatrale, dove gli artisti sul palcoscenico vengono seguiti dalle luci che esaltano le loro performance. In questo contesto la luce diventa la protagonista dello spettacolo, ha la facoltà di drammatizzare o alleggerire una scena, creare ritmo o suspense. Allo stesso modo questa collezione di proiettori indirizza la luce verso l'elemento che si desidera evidenziare, lasciando che il resto dell'ambiente viva di luce riflessa. Proprio come le “Claque”, persone reclutate per applaudire o fischiare, che hanno la facoltà di determinare la luce, o il successo, di uno spettacolo.

Ritmo o suspense in scena

Rhythm or suspense on stage

This lamp series is inspired to the theatrical world, where the artists on stage are followed by lights that highlight their performances. In this context, the light becomes the star, by dramatizing or lightening a scene, and creating rhythm or suspense. In the same way, this ceiling light collection directs the light toward the element to be highlighted, illuminating the rest of the environment with a reflected beam. Just as the “Claque”, the people paid to applaud or whistle, who can determine the enlightenment, or success, of a play.

Claque

Marc Sadler





—
Ceiling

LED
Ø 10 cm | h. 13,5 - 23,5 - 33,5 cm

La famiglia di proiettori Claque è composta da diverse tipologie di lampade: sospensione, soffitto, incasso e su binario. Le sospensioni sono disponibili in diverse lunghezze. La versione a soffitto invece è disponibile sia come plafoniera fissa, sia come spot orientabile. Si tratta di lampade in alluminio bianco e nero, la cui sorgente luminosa è a LED. L'emissione della luce è diretta.



The Claque ceiling light collection comprises different types of lamps: hanging lamps, ceiling lamps, recessed lamps and track-mounted lamps. Hanging lamps are available in different lengths. The ceiling lamp is available as fixed light and as adjustable spot light. These black & white lamps have a LED light source. Direct light diffusion.

—
Track
LED
Ø 10 cm | h. 13,5 cm



—
Ceiling

LED
diff. Ø 10 cm | h. 13,5 - 23,5 - 33,5 cm



—
Ceiling
LED
diff. Ø 10 cm | h. 19 cm

Cloudy





Cloudy

“Ho creato un paradosso, una nuvola di vetro che fluttua nell’aria”

“I created a paradox, a glass cloud floating in the air”

Di solito quando si osservano le nuvole si cercano delle forme organiche, delle similitudini con oggetti o esseri viventi. In questo caso il processo creativo è inverso: si tratta di un oggetto speciale, che durante la sua creazione ha rivelato tutte le sue potenzialità.

“Cloudy è un paradosso! – spiega il giovane designer Mathieu Lehanneur - Questa lampada è stata creata usando degli stampi di acciaio estremamente complessi, che hanno dato ad essa una leggerezza quasi magica, una nuvola di vetro che fluttua nell’aria”. La “nuvola” Cloudy, quando è accesa, rivela tutta la luminosità e rievoca il bagliore di un sole raggiante dopo la pioggia. Cloudy è stata insignita del prestigioso premio IF Design Award 2014.

Il bagliore di un sole raggiante dopo la pioggia

The sunlight after the rain

Normally, when we look at clouds, we seek organic shapes, similar to objects of living beings. In this case, the creative process has been reversed: this is a special object which, during its creation, revealed all its potential. “Cloudy is a paradox! – explains young designer, Mathieu Lehanneur - This lamp was created using extremely complex steel moulds, which have given it an almost magical lightness, a glass cloud floating in the air”. The Cloudy “cloud”, when switched on, thus reveals all its luminosity and evokes sunlight after the rain. Cloudy has been invested with the prestigious IF Design Award, 2014.

Cloudy

Mathieu Lehanneur





—
Pendant

E27 (LED) - LED
diff. Ø 26 - 40 cm | h. 20 - 31 cm

La collezione si compone di sospensioni e lampade da soffitto in due diverse dimensioni, da utilizzare per ambienti interni. I diffusori sono in vetro soffiato bianco sfumato, trasparente nella parte bassa con strutture metalliche in alluminio pressofuso. I vetri sono prodotti artigianali unici, quindi, tra loro, potrebbero presentare delle variazioni. L'elettrificazione è a tensione di rete per lampadine LED.



The collection is made up of hanging and ceiling lamps in two sizes, for indoor use. The diffusers are in white blown glass, transparent at the lower part and hazy towards the top, with structures in die-cast aluminium. Each glass diffuser is hand made and thus unique, which means they may vary slightly from one to another. The lamp runs on mains power and is suitable for use with LED bulbs.

—
Ceiling

E27 (LED) - LED
Ø 26 - 40 cm | h. 20 - 31 cm

Crio





Crio

“È il risultato di un’attenta ricerca d’equilibrio formale e di pensiero, unita ad un chiaro ritorno al rigore geometrico”

“Is the result of a painstaking research to create a balance between shape and thought, combined with a clear return to geometric rigour”

La collezione nasce dallo studio del designer Gio Minelli sui poliedri di Archimede e sulle tecnologie di lavorazione del foglio d’alluminio. Un’attenta ricerca d’equilibrio formale e di pensiero, unita ad un chiaro ritorno al rigore geometrico che si propone di delineare un nuovo classicismo. Il suo corpo è formato dalla compenetrazione di due solidi di diverso materiale, che al loro interno nascondono la fonte luminosa. Particolare attenzione è stata data anche alla ricerca dei materiali di rivestimento al fine di adattare le sospensioni ad ambienti raffinati e unici. Crio caratterizza perfettamente ogni spazio.

Un nuovo classicismo sospeso

A new classicism suspended

The collection is the result of the studies made by designer Gio Minelli on the polyhedrons of Archimedes and the techniques for producing aluminium sheeting, and his painstaking research to create a balance between shape and thought, combined with a clear return to geometric rigour which aims to create a new classicism. Its outer structure is formed by the permeation of two different solids that conceal the light source. Particular attention was placed on the outer materials, to make this hanging lamp suitable for unique, elegant settings, which Crio enhances perfectly.

Crio

Gio Minelli





Pendant

E27 (LED) - LED
diff. Ø 57 - 115 - 180 cm | h. 24,5 - 49 - 76,5 cm

Crio è costituita da tre sospensioni per interno, di diversa misura, in alluminio verniciato bianco opaco o accoppiato con lamina in ebano scuro. A chiudere la calotta c'è il diffusore in PMMA (Polimetilmetacrilato) opalino. L'elettrificazione è a tensione di rete per lampadine LED e LED integrato.



The Crio range consists of three different sizes of hanging lamps for indoor use, in aluminium, either painted in a matt white finish or laminated in dark ebony. The diffuser is in opaline PMMA (polymethyl-methacrylate). Electrification on main voltage for LED bulbs and integrated LED.

Cubetto





Cubetto

“Ho scelto il cristallo, il materiale che più di tutti trasmette il senso di semplicità, eleganza e perfezione”

“I chose crystal that conveys a sense of simplicity, elegance and perfection better than any other”

Lo studio Pamio Design “scava in profondo” per dare origine a questa importante collezione. Si va alla ricerca dell’elemento naturale principale, l’acqua, e lo si studia nella suo stato più affascinante, il ghiaccio. Per rappresentarlo al meglio è stato quindi scelto il cristallo, il materiale che più di tutti trasmette il senso di semplicità, eleganza e perfezione. Grande attenzione e maestria viene dedicata alla produzione del materiale, che consiste in tre fasi principali: la preparazione della pasta vitrea, lo stampaggio e successivamente la fase di pulizia del pezzo. Le sostanze della pasta vengono scelte per ottenere il massimo risultato qualitativo.

Dall’acqua al ghiaccio

From water to ice

To create this impressive collection, the Pamio Design studio had to “dig deep down” to find the most important natural element of all, water, and then study it in its most fascinating form: ice. To recreate this substance at its best, the natural choice of material was crystal that conveys a sense of simplicity, elegance and perfection better than any other. A great amount of attention and skill was dedicated to the production of this material and involved three major phases: the preparation of the vitreous paste, the moulding and finally the cleaning phase. The substances used to make the paste were chosen to obtain the highest quality possible.

Cubetto

Pamio Design



Pendant / Track

GU10 (LED)

l. 8 cm | d. 8 cm | h. 10,7 cm



Wall / Ceiling

GU10 (LED)
l. 8 cm | d. 10,2 cm | h. 8 cm

Questa collezione comprende lampade a sospensione, da tavolo, parete e soffitto, per interno. I diffusori sono disponibili in tre versioni: in cristallo sabbati internamente, con vetri in pasta nera oppure bianca. Per tutte la struttura è in cromo lucido, in aggiunta è ramata per il modello da parete e soffitto con diffusore snodato. Elettrificazione a tensione di rete per lampade alogene e LED.



This collection includes a hanging, table, wall and ceiling lamp, all for indoor use. The diffusers are available in three versions: in crystal, sand-blasted on the inside, and in a black or white glass paste. For all variants the main structure is available in polished chrome, or with a copper finish for the wall and ceiling lamps with an articulated diffuser. The lamp runs on mains power and is suitable for use with halogen and LED bulbs.

—
Pendant

G9 (LED) - GU10 (LED)
diff. l. 105 cm | d. 8 cm | h. 9,5 cm



Table

GU10 (LED) - E14 (LED)
l. 8 cm | d. 8 cm | h. 10,7 cm



—
Wall / Ceiling

GU10 (LED) - E14 (LED) - G9 (LED)
l. 8 cm | d. 8 cm | h. 10,7 cm



Wall

GU10 (LED) - G9 (LED)
l. 8 cm | d. 10,2 cm | h. 19,2 cm



Ceiling

GU10 (LED) - G9 (LED)
l. 56 cm | d. 8 cm | h. 9 cm

Diamond & Swirl





Diamond & Swirl

“Mi sono ispirato al movimento dell’acqua: alle onde, alla schiuma, all’oceano”

“I took inspiration by the movement of water: waves, foam, ocean”

La collezione DiamondSwirl è stata ispirata dal movimento dell’acqua: le onde che s’infrangono sulla roccia, la schiuma che lascia ornamenti infrangendosi sugli scogli, l’oceano travolgente e impetuoso durante un temporale, i disegni che il mare solca nella sabbia. L’acqua è un diamante, il vento è il vortice che cerca insistentemente di scalfirlo. La natura ha dato forma alla struttura della collezione, il tempo l’ha impreziosita donandole un decoro unico. Technical Design ha ottenuto una serie di lampade e lampadari romantici, classici, eleganti e con una storia da raccontare.

Un decoro unico, donato dal tempo

A unique decoration given by time

The DiamondSwirl collection was inspired by the movement of water: waves breaking onto rocks creating foam sculptures, the overwhelming, impetuous ocean during a storm and the grooves drawn on the sand by the sea. Water is a diamond and the wind is the swirl that tries insistently to scratch its surface, a lengthy process in nature which inspired the unique decorations of this range, allowing Technical Design to create a series of lamps and chandeliers which are romantic, classic and elegant and have their very own story to tell.

Diamond & Swirl

Technical Design



—
Pendant

G9 (LED)
diff. Ø 18 - 22 cm | h. 16 - 20 cm



Wall

G9 (LED)

l. 11 cm | d. 17 cm | h. 20 cm

La collezione è costituita da sospensioni e lampade da parete per interno. I diffusori sono in cristallo, molato a mano con due decori grafici, i particolari metallici sono in cromo lucido mentre i paralumi delle lampade a parete sono in canetè-organza. Elettrificazione a tensione di rete per lampade alogene.




The collection is composed of pendant and wall lamps for indoor use. The diffusers are in hand-ground crystal in a choice of two different designs: the metallic fittings are in polished chrome while the lampshades of the wall lamps are in canetè-organza. The lamp runs on mains power and is suitable for use with halogen bulbs.

—
Wall

R7s (LED)

l. 22 cm | d. 11 cm | h. 20 cm

Enck





Enck

“La forma architettonica è circolare, ispirata alla natura e la struttura riprende l’idea di una conchiglia”

“The shape is round, inspired by nature and the structure recreate the idea of a sea shell”

Enck, di Francesco Lucchese, nasce dall’idea di una luce che filtra attraverso una struttura esile, quasi impercettibile. La forma architettonica è circolare, ispirata alla natura. La sua struttura, formata da due gusci ad incastro, riprende l’idea di una conchiglia. L’immagine poetica che evoca questa lampada viene confermata dalla luce delicata armoniosa, adatta ad ogni tipologia ed esigenza di illuminazione e d’arredo. L’aggancio veloce con la base è studiato per una massima facilità di montaggio e di manutenzione: con una lieve pressione è possibile staccare la lampada dalla staffa fissata a muro.

Luce che filtra attraverso una struttura esile, quasi impercettibile

Light filtering through a slim, almost imperceptible structure

Enck is the work of Francesco Lucchese and is based on the idea of light filtering through a slim, almost imperceptible structure. The shape is round, inspired by nature. The structure consists of two interlocking outer parts to create the idea of a sea shell. The poetic image evoked by this lamp is furthered by the delicate, harmonious light it produces, making it suitable for all light requirements and furnishing styles. The quick-coupling to the base was designed for utmost ease of assembly and maintenance. Only a slight pressure is required to detach the lamp from the wall-mounted bracket.

Enck

Francesco Lucchese

La collezione è formata da lampade da parete e soffitto per interno. La struttura è in pressofusione d'alluminio verniciata bianca opaca. L'elettrificazione è a tensione di rete per lampadine alogene e LED, variabile nel vattaggio in base all'applicazione a soffitto o parete.



The collection consists of a wall/ceiling lamps for indoor use. The structure is in die-cast aluminium in matt white finish. The lamp runs on mains power for halogen and LED bulbs, with a variable wattage depending whether it is mounted on the wall or ceiling.

—
Wall / Ceiling

R7s (LED) - LED
l. 30 cm | d. 22 cm | h. 6 cm

Eyes





Eyes

“Con tre punti incavati nella sfera sono riuscita ad ottenere le due intensità di luce cercate”

“With three spots hollowed out inside the sphere I was able to obtain the two different light intensities she was looking for”

Cosa c'è di più semplice rispetto a una bolla di vetro di luce? Come si può dare intensità ad un profilo così essenziale? Matali Crasset, designer di Eyes, si è ispirata a queste domande per definire la forma dei diffusori luminosi, e con tre punti incavati nella sfera è riuscita ad ottenere le due intensità di luce cercate. Eyes ricorda un altoparlante che diffonde un'energia nitida e decisa attraverso il vetro, che diventa lo strumento fondamentale per espandere la luce in tutti gli ambienti. In questa particolare collezione di lampade convivono la semplicità della sfera e l'essenza tecnica del disegno ricreato come coni a coste nei tre solchi. Un oggetto che sa portare personalità in ogni ambiente.

La semplicità della sfera e l'essenza del disegno

The simplicity of the sphere meets the essence of the design

What could be more simple than a glass ball? How can you give intensity to such an essential profile? Matali Crasset, the designer of Eyes took inspiration from these questions in order to create a this shape of lighting diffusers, and with three spots hollowed out inside the sphere was able to obtain the two different light intensities she was looking for. The Eyes lamp, similar to an amplifier, spreads a clear, bright energy through the fundamental glass element, diffusing light in every environment. In this particular lamp collection, the simplicity of the sphere meets the technical essence of the design, and recreates ribbed conical cones inside the grooves, to become an object that conveys character to any environment.

Eyes

Matali Crasset



Table

E27 (LED)

diff. Ø 35 cm | h. 33 cm



Pendant

E27 (LED)
diff. Ø 35 cm | h. 33,5 cm

La collezione Eyes è costituita da una sospensione, una lampada da soffitto e una lampade da tavolo per ambienti interni, disponibili in due varianti di colori: vetro soffiato trasparente e vetro soffiato bianco latte acidato. La struttura che supporta i diffusori è verniciata bianca opaca. L'elettrificazione è a tensione di rete per lampadine LED.



The Eyes collection is made up of a hanging lamp, a ceiling lamp and a table lamp for indoor rooms, available in two colour variations: transparent and white frosted glass. The diffuser structure is matte white. Electrification on main voltage for LED bulbs.

—
Wall / Ceiling

E27 (LED)
diff. Ø 35 cm | h. 35 cm

Faretti





Faretti

“Ho voluto dare un tocco di ricercatezza e rendere meno tecnici e freddi i soliti spot ad incassi”

“I wanted to add a touch of elegance to the usual recessed spotlights, making them less technical and cold”

Pamio Design, dopo un accurato studio sulle forme, è riuscito ad ottenere un'ampia collezione d'incassi che oltre ad essere funzionali possiedono una bellezza intrinseca. Il designer infatti ha voluto dare un tocco di ricercatezza e rendere meno tecnici e freddi i soliti spot ad incassi. Ne è risultato una gamma di “piccole gemme di luce” che impreziosiscono i soffitti delle nostre case e rendono le atmosfere degli spazi eleganti e unici. Le forme e le sfaccettature sono state ideate per valorizzare al meglio l'effetto finale grazie anche all'uso del cristallo come materiale per diffondere la luce.

Una gamma di piccole “gemme di luce”

A range of small “gems of light”

After carefully studying several shapes, Pamio Design succeeded in obtaining a wide range of recessed lighting fixtures that were both functional and very good-looking. The designer wanted, in fact, to add a touch of elegance to the usual recessed spotlights, making them less technical and cold. The result is a range of “small gems of light”, that enhance the ceiling in any home, creating elegant, unique atmospheres. The shapes and facets were conceived to produce the best lighting possible, also thanks to the use of crystal for the diffusers.

Faretti

Pamio Design / Luca Scacchetti



Recessed (mod. Eli)

GU10 (LED) - GU5.3 (LED) - LED
Ø 11,2 cm | h. 4,3 cm



Recessed (mod. Lui)

GU10 (LED) - GU5.3 (LED) - LED
l. 11,5 cm | d. 11,5 cm | h. 3 cm

Apparecchi d'illuminazione ad incasso per interno. I diffusori sono di diverso materiale: in vetro pressato trasparente o satinato, in cristallo pressato trasparente o satinato o parzialmente schermato con frontalino in acciaio inox, in vetro soffiato. L'elettrificazione è a bassa tensione e a bassissima tensione (12V) per lampade alogene e in corrente costante per LED (500mA).



Recessed lighting fixtures for indoor use. The diffusers are available in different materials: pressed transparent or satin-finish glass, pressed lead crystal with a transparent or satin-finish, or partially screened in blown glass with a polished stainless steel frame. The lamps run on a low / very low voltage (12V) for halogen bulbs and mains power for LED bulbs (500mA).



Recessed (mod. Lei)

GU10 (LED) - GU5.3 (LED) - LED
Ø 11,5 cm | h. 3 cm



Recessed (mod. Cheope)

GU10 (LED) - GU5.3 (LED) - LED
l. 14 cm | d. 14 cm | h. 4 cm



Recessed (mod. Cindy)

GU10 (LED) - GU5.3 (LED) - LED
l. 12 cm | d. 12 cm | h. 4 cm



Recessed (mod. Jnat)

GU10 (LED) - GU5.3 (LED) - LED
Ø 12,5 cm | h. 2,4 cm



Recessed (mod. Rombo)

GU10 (LED) - GU5.3 (LED) - LED
Ø 14 cm | h. 3,2 cm



Recessed (mod. Shivi)

GU10 (LED) - GU5.3 (LED) - LED
Ø 14 cm | h. 3,3 cm



Recessed (mod. Tondo)

GU10 (LED) - GU5.3 (LED) - LED
Ø 13 cm | h. 3,5 cm

Flow





Flow

“Ho voluto arredare ed illuminare con classe tutte le tipologie d’ambiente, dagli spazi domestici a quelli pubblici”

“I wanted create as an elegant furnishing accessory and lighting fixture to be used anywhere, from the home to public spaces”

Flow nasce dalla volontà di Nicola Design di arredare ed illuminare con classe tutte le tipologie d’ambiente, dagli spazi domestici a quelli pubblici. Flow è infatti una serie di lampade in cristallo al piombo decorato da una raffinata tramatura che si adatta al meglio sia agli stili classici e ricchi di decorazioni ma anche a quelli moderni e minimali. È stato dedicato uno studio più approfondito per valorizzare la luce di ogni lampada, infatti a seconda del colore del diffusore si può avere una variazione della luminosità: decisa e definita con il diffusore in cromo, diffusa morbida con il bianco, diretta con il colore trasparente.

Adatta sia agli stili classici che a quelli moderni e minimali

*Perfect for both classic, contemporary
and minimalist styles*

Flow was created by Nicola Design as an elegant furnishing accessory and lighting fixture to be used anywhere, from the home to public spaces. The result is a range of lamps in lead crystal, decorated with a refined pattern that fits in perfectly with classic, richly decorated settings but also more contemporary and minimalist styles. An in-depth study was made to enhance the light produced by each lamp, leading to the possibility to vary the level of brightness depending on the colour of the diffuser: bold and defined for the chrome-plated diffuser, soft for the white diffuser and direct with the transparent diffuser.

Flow

Nicola Design



—
Ceiling

G9 (LED)

Ø 12 cm | h. 19 cm



Wall

G9 (LED)

l. 11 cm | d. 16,3 cm | h. 24 cm

La collezione è costituita da sospensioni, lampade da tavolo, parete e soffitto per interno. I diffusori sono disponibili in cristallo trasparente o verniciato internamente. I supporti metallici sono in cromo lucido. L'elettrificazione è a tensione di rete per lampadine alogene e LED.



The collection is composed of pendant, table, wall and ceiling lamps for indoor use. The crystal diffusers are available either transparent or painted on the inside. The metal supports are in polished chrome. The lamp runs on mains power and is suitable for use with halogen and LED bulbs.

—
Pendant

G9 (LED)
diff. Ø 12 cm | h. 13 cm

Freeline





Freeline

“Questa lampada nasce dall’idea di superare l’ostacolo della posizione del punto luce”

“This lamp born from the idea to overcome the obstacle of the position of the lighting point”

L’idea da cui nasce Freeline è l’esigenza di reinventare la luce. Tradizionalmente, l’illuminazione, e di conseguenza anche l’arredamento, di una stanza è sempre stata determinata, e limitata, dalla posizione del punto luce. Freeline permette di superare questo ostacolo, consentendo di partire dalla progettazione estetica innanzitutto, e quindi di lasciare l’illuminazione come ultima scelta. Questo sistema componibile infatti, permette di creare forme innovative, svincolate dalla posizione del punto luce. In questo contesto, l’illuminazione diventa un elemento fortemente decorativo, ma anche funzionale: la luce viene collocata dove si ritiene sia più consono, e nel corso del tempo può anche essere variata.

L’esigenza di reinviare la luce

The need to reinvent light

The idea behind Freeline is the need to reinvent light. Traditionally, the lighting - and thus furnishing - of a room has always been determined, and limited, by the position of the lighting point. Freeline overcomes this obstacle, allowing to start from the aesthetic design, and then choosing the lighting last. This modular system allows to create innovative shapes, independent from the lighting point position. In this context, the lighting becomes a strong decorative, yet functional element: the light is placed in the most fitting position, and it can also be moved at a later time.

Freeline

Flynn Talbot



Pendant

(LED)

diff. l. 100 - 200 - 300 cm | d. 2,3 cm | h. 2,3 cm



Ceiling

LED
l. 278,4 cm | d. 117,2 cm | h. 15 cm

Oltre al sistema, la collezione Freeline si arricchisce della variante a sospensione e plafoniera per interno. Queste lampade, costituite da barre in alluminio anodizzato nero e bronzo, sono disponibili in tre misure, per la variante a sospensione, e una per la plafoniera. Le barre delle sospensioni possono essere orientate per ottenere un'illuminazione diretta o indiretta. L'elettrificazione è a tensione di rete per LED, l'alimentazione avviene attraverso un driver collocabile a soffitto.



In addition to the system, the Freeline collection is enhanced by the suspension and indoor ceiling light variant. These lamps, made of black and bronze anodized aluminium bars, are available in three sizes for the suspension variant and one for the ceiling light. The suspension bars can be oriented for downward or upward illumination. The electrification is mains voltage for LEDs, the power supply is through a driver that can be placed on the ceiling.

Fruitfull





Fruitfull

“Questa lampada esprime spiritualità e purezza”

“This lamp expresses spirituality and purity”

L'esigenza alla base di Fruitfull è la necessità di un oggetto luminoso che esprima il concetto di spiritualità e purezza. Le forme sono uniche e originali, ricordano dei delicati petali tridimensionali che creano scenari luminosi particolari e che anche da spente possono sorprendere. Questa collezione è decorativa, poetica e leggera, adatta ad uno stile senza tempo, un arredo moderno e minimale ma anche a spazi più tradizionali. Fruitfull è il connubio perfetto tra un buon design e la grande qualità vetraria locale.

Poetica e leggera

Poetic and light

Fruitfull was designed to create a luminous object that could express the concept of spirituality and purity. The shapes are unique and original, evoking delicate three-dimensional petals which create extraordinary lighting effects, surprising also when turned off. This collection is decorative, poetic and light, suitable for a timeless style, modern and minimalist furnishing but also for more traditional environments. Fruitfull is the perfect combination of top design and great quality local glass art.

Fruitfull

Giovanni Barbato



—
Pendant

LED
diff. l. 22 - 26,5 cm | h. 21 - 32 cm



Table

LED

Ø 24 cm | h. 29,5 - 40 cm

La collezione è costituita da sospensioni e lampade da tavolo di diverse dimensioni per interno. Il diffusore, in vetro soffiato, è disponibile in due finiture: bianco acidato e fumè incamiciato bianco acidato, le montature sono in Plexiglass® verniciato bianco.

L'elettrificazione è a tensione di rete per LED.



The collection has indoor suspension and table lamps in different sizes.

The blown glass diffuser is available in two finishes: etched white and smoked acid-etched white, the frames are in white painted Plexiglass®.

Power supply - mains voltage for LEDs.

Giro





Giro

“Ho progettato una lampada abbastanza grande, ma, allo stesso tempo, aperta e leggera, ariosa”

“I designed a lamp which was sufficiently large, yet at the same time open, lightweight and airy”

Definire lo spazio in cui si trovano è una delle funzioni principali delle lampade installate in grandi ambienti. Questa è l'idea centrale da cui è partito studio Formfjord. L'obiettivo dei designers era quindi di creare una lampada abbastanza grande, ma, allo stesso tempo, aperta e leggera, ariosa. La soluzione è stata trovata nella semplicità e nella delicatezza dei sottili anelli d'acciaio e della loro qualità grafica, caratteristiche che hanno attirato l'attenzione degli autori, tanto da farli diventare parte essenziale del progetto. Queste sospensioni sono degli oggetti scultorei ricercati e leggeri.


La semplicità e la delicatezza di sottili anelli d'acciaio


The simplicity and delicacy of thin steel rings

The purpose of lamps installed in vast spaces is to define the space around them. This is the main idea for the design by the Formfjord studio. The aim of the designers was to create a lamp which was sufficiently large, yet at the same time open, lightweight and airy. The solution was found in the simplicity and delicacy of thin steel rings, and their graphic shape, which attracted the attention of the designers who made these characteristics the main elements of this project, creating pendant lights which are sophisticated, lightweight sculptured objects.

Giro

Formford





Pendant

LED
diff. Ø 67 - 85 cm | h. 65 - 83 cm

La collezione è costituita da sospensioni per interno, disponibili in due dimensioni, entrambe composte da 32 anelli di diversi diametri, uniti in maniera da formare un volume sferico. Anche le finiture sono due: verniciato bianco o grigio antracite. La fonte luminosa può essere installata secondo il proprio gusto o esigenza all'interno della struttura metallica. L'elettrificazione è a tensione di rete per LED. La lampada viene inviata in una normale scatola rettangolare, di dimensioni ridotte, rendendola ottimale dal punto di vista logistico. Può essere facilmente installata in loco.



The collection consists of hanging lamps for indoor use, available in two sizes, both made up of 32 rings of varying diameter that are joined together to form a spherical shape. There are also two available finishes: polished white or anthracite grey. The choice of light source inside the metallic structure depends on personal tastes and needs. The lamp runs on mains power and is suitable for use with LED bulbs. The lamp is delivered in a small, regular rectangular box, making it very efficient from a logistic point of view. It can be easily installed at destination.

Giunco





Giunco

“Mi sono ispirato alla natura, all’osservazione della leggerezza ed eleganza di elementi”

“I took inspiration by nature, the observation of the lightness and elegance of elements”

La collezione si ispira alla natura, all’osservazione della leggerezza ed eleganza di elementi, quali un verde prato o un canneto di giunchi mossi dal vento. Marc Sadler schizzando quest’idea ha rappresentato dei semplici ma forti segni grafici che hanno poi caratterizzato il progetto. L’ingegnerizzazione ha cercato di sviluppare il prodotto finale dando anche una forma che permettesse la modularizzazione. Traendo sempre spunto da questi elementi naturali presi in gruppo, utilizzando quindi più pezzi della stessa piantana, si è voluto dare la possibilità di ricreare, per esempio, l’atmosfera di un raffinato giardino zen, in casa o nella reception di un wellness center.

Un progetto dai forti segni grafici

A project with strong graphic elements

This collection is inspired by nature, the observation of the lightness and elegance of elements such as a green meadow or bull-rushes dancing in the wind. When sketching this idea, Marc Sadler conveyed the simple yet strong graphic elements which became an essential part of the design. The technical side of the project aimed at creating a final product which a modular shape. By taking inspiration from the way in which these elements are often grouped together in nature, the aim was to allow the creation, for example, of the atmosphere of an elegant Zen garden by grouping together several of the floor lamps, in the home or in the reception area of a spa centre.

Giunco

Marc Sadler



—
Floor

LED

l. 30 cm | d. 20 cm | h. 180 cm



—
Floor

LED

l. 12 cm | d. 3 cm | h. 120 cm

La collezione è composta da tre tipologie di lampade da terra per interno ed esterno. La prima versione è una piantana composta da steli multipli che fungono da diffusore; sono in materiale plastico bianco caricato con fibra di vetro con all'estremità la sorgente luminosa. La base è una struttura in metallo verniciato bianco a polveri. L'elettificazione, a tensione di rete, è a doppio sistema LED (24Vdc), provvisto di accensione separata. La seconda versione prevede degli steli singoli dello stesso materiale disponibili in diverse lunghezze e utilizzabili in ambienti esterni con picchetto. La terza versione è in brunito satinato con emissione di luce diretta.



The collection is composed of three different versions of floor lamps for indoor and outdoor use. The first version includes multiple stalks that act as light diffusers, made of white plastic reinforced with fibreglass, with a light source on the tip. The metallic white base is spray-painted. The lamp runs on mains voltage with a double LED lighting system (24Vdc), fitted with a separate switch. The second version is composed of single stalks of the same material available in different heights and fitted with a metal stake for outdoor use. The last version is made out of satin-finish burnished with direct light emission through a driver that can be placed on the ceiling.

Glu





Glu

“È nata dall’immagine di un un corpo dinamico e in perenne movimento che vuole quasi fuoriuscire dalla sua orbita, alla quale tuttavia rimane sempre legato”

“My inspiration was from a dynamic element in continuous movement, trying to escape from its orbit, but never breaking away from this this bond”

Glu, disegnata da David Pellegrini & Francesca Mengato, nasce dall’immagine di un satellite che ruota attorno ad un pianeta, un corpo dinamico e in perenne movimento che vuole quasi fuoriuscire dalla sua orbita, ma alla quale ne rimane sempre legato. La geometria è definita più nella parte sottratta che dal pieno della materia: infatti è il vuoto centrale, creato dal taglio laser del sottile disco, che dona a Glu il suo peculiare effetto di forma e luce e la rende leggera ed equilibrata. L’emissione indiretta della luce enfatizza ulteriormente il contrasto tra vuoto e pieno, e crea degli interessanti effetti di luce e ombra.

Forma e luce leggera ed equilibrata *Shape and light lightweight and balanced*

The inspiration for Glu, designed by David Pellegrini & Francesca Mengato, came from the rotation of a satellite around a planet, a dynamic element in continuous movement, trying to escape from its orbit, but never breaking away from this this bond. The geometrical shape is defined not so much by the full part but by the central emptiness, created by the laser cut of the thin disk which gives Glu its particular shape and light effect, making it lightweight and balanced. The indirect light produced further emphasises the contrast between emptiness ad fullness and creates interesting light and shadow effects.

Glu

David Pellegrini & Francesca Mengato





Pendant

LED
diff. Ø 70 cm | h. 9 cm

La collezione si costituisce di una sospensione e di una lampada da parete per interno. La struttura è realizzata in alluminio verniciato bianco opaco. L'elettrificazione è a tensione di rete per LED.



The collection is made up of one hanging lamp and one wall lamp, both for indoor use. The main structure is in matt white painted aluminium. The lamp runs on mains power and is suitable for use with LED bulbs.

—
Wall
—
LED
l. 29 cm | d. 24 cm | h. 15 cm

Ivette





Ivette

“Il suo restyle vuole valorizzare il percorso di Fabbian nel corso degli anni, la tradizione del vetro e la collaborazione pluridecennale con lo studio Pamio Design”

“Its restyling seeks to underline Fabbian’s journey over the years, its tradition of glass and its decades-long collaboration with the Pamio Design studio”

Dopo vent’anni dalla sua presentazione, torna protagonista la collezione Ivette.

Il suo restyle vuole valorizzare il percorso di Fabbian nel corso degli anni, la tradizione del vetro e la collaborazione pluridecennale con lo studio Pamio Design. Ivette ha una forma semplice che viene distinta dai bordi bombati del diffusore. Il tempo non la scalfisce, anzi nonostante gli anni si dimostra una lampada ancora molto attuale grazie anche alla rivisitazione delle finiture, al nuovo colore del cavo e alla struttura portante del vetro. Ivette, una lampada emozionante da accesa ed estremamente decorativa da spenta.

Il tempo non la scalfisce

Untouched by time

Twenty years after its introduction, the Ivette collection is back in the limelight. Its restyling seeks to underline Fabbian’s journey over the years, its tradition of glass and its decades-long collaboration with the Pamio Design studio. Ivette has a simple shape distinguished by the convex edges of the shade. Untouched by time, indeed despite the years it is still a very modern lamp thanks to the revisiting of its finishes, the new colour of the cable and the supporting structure of the glass. Ivette, an exciting lamp when on and extremely decorative when turned off.

Ivette

Pamio Design





—
Pendant

E27 (LED)
diff. Ø 51 cm | h. 31,5 cm

La collezione Ivette è costituita da una sospensione per interno.
Il diffusore, un vetro soffiato, è disponibile nelle due finiture grigio tortora
incamiciato bianco lucido e bianco incamiciato topazio acidato, mentre la
montatura è in metallo verniciato bianco. Il cavo, molto caratteristico, è in
PVC calzato su tessuto rosso.
L'elettrificazione è a tensione di rete per lampadine LED e alogene.



The Ivette collection has an indoor suspension light. The blown glass diffuser is available in two finishes: dove grey in glossy white and white in acid-etched topaz, while the frame is in painted white metal. Its original cable is in PVC covered by red fabric. Power supply - mains voltage for LEDs.

Jazz





Jazz

“Abbiamo preso ispirazione dal mondo della musica e come il jazz si caratterizza dal ritmo e dall’improvvisazione”

“We took inspiration from the music world, where jazz stands for rhythm and improvisation”

Pamio Design, prendendo ispirazione dal mondo della musica, ha firmato questa lampada decorativa in cristallo. Come il genere musicale, anche la collezione Jazz è caratterizzata dal ritmo e dall’improvvisazione: i suoi tagli di luce sono distanziati l’uno dall’altro in maniera simmetrica e possono cambiare grado di rotazione ogni qual volta lo si desidera in base alla posizione in cui viene installato il vetro della lampada. La semplicità e la forma armoniosa di questa lampada la rende adatta ad ogni tipo di ambiente.

Semplicità ed armonia

Simplicity and harmony

Pamio Design, taking inspiration from the world of music, has created this decorative crystal lamp. Like the musical genre, the Jazz collection is characterised by rhythm and improvisation: its light elements are symmetrically spaced from one another and can change the degree of rotation anytime you want, according to the position in which the glass part of the lamp is installed. The simplicity and the harmonious shape of this lamp makes it suitable for any environment.

Jazz

Pamio Design

La collezione si costituisce di una lampada da parete o soffitto per interno. Il diffusore è in cristallo, parzialmente verniciato bianco e la struttura in acciaio inox. C'è la possibilità di scegliere il tipo di taglio di luce: diffuso o con quattro tagli stretti. La lampada, molto pulita e semplice, si adatta a tutti i tipi di ambiente creando giochi di luce molto scenografici. L'elettrificazione è a tensione di rete per lampade alogene e LED.




The collection consists of a wall/ceiling lamp for indoor use. The crystal diffuser is painted partially in white, while the structure is in stainless steel. The lamp is available with either diffused light or four small spotlights. The very clean, simple design of this lamp makes it suitable in any setting ensuring very spectacular lighting effects. Electrification on main voltage for halogen and LED lamps.

—
Wall / Ceiling

G9 (LED) - LED
Ø 13 cm | h. 10 cm

Lens





Lens

“Ho voluto catturare la luce, filtrarla, per poi rilasciarla in modo rinnovato nell’ambiente”

“I wanted captures the light, filters it, and then releases it anew into the environment”

Con la forma di una lente che concentra e fa divergere i raggi solari, Lens nasce dall’idea di catturare la luce, filtrarla, per poi rilasciarla in modo rinnovato nell’ambiente. Il decoro irregolare sulla superficie delle lenti consente alla luce di diffondersi creando un gioco di chiaroscuri sugli elementi sottostanti. L’ambiente circostante, investito da queste nuove sfumature, si fonde con il corpo luminoso creando un armonioso effetto decorativo. Le lenti intersecate assieme a gruppi di tre evocano l’incontro tra l’elemento cosmico e quello terrestre, dove la luce è la sintesi tra queste due sfere.

La luce è la sintesi tra il cosmo e la terra

The light summarizes cosmic and earth

Inspired by a lens that concentrates and veers sunlight, Lens captures the light, filters it, and then releases it anew into the environment. The irregular lens surface décor allows the light to be propagated creating light and shadow effects on the elements below. The surrounding environment, hit by these new hues, blends together with the light source, creating a pleasant decorative effect. The 3-group lenses assemblies call to mind the cosmic and the terrestrial elements, where the light abridges these two spheres.

Lens

Lucie Koldova



—
Pendant


LED
diff. Ø 60 - 90 cm | h. 4,4 - 6 cm



—
Pendant

LED
diff. l. 106 - 161 cm | d. 100 - 152 cm | h. 30 cm

La collezione Lens si compone di lampade a sospensione, parete e soffitto. La versione a sospensione è composta da proiettori a LED che riflettono la luce su una o tre lenti metalliche, mentre l'appliche e plafone presentano strip LED che illuminano la parte frontale e laterale del disco creando piacevoli effetti luminosi. I dischi metallici prendono le coloriture bruite dell'ottone, del rame e del ferro nero grazie ad un processo artigianale che rende ogni lente unica nella sua finitura.



The Lens collection comprises hanging, wall and ceiling-mounted lamps. The hanging lamp version comprises LED spotlights reflecting the light on one or three metal lenses, and the wall-mounted and floodlight version comprise LED strips illuminating the front and side disk, with pleasant lighting effects. The metal discs are brass, copper and black iron colored, through an artisanal process which makes each lens finish unique.

Wall / Ceiling

G9 (LED)

Ø 60 - 90 cm | h. 9 - 10 cm

Loop





Loop

*“Ho progettato una lampada danzante,
fatta di vetro fine e delicato”*

“I designed a “dancing” lamp, made with delicate glass”

Loop è una lampada danzante, che si libra nell'aria con eleganza e grazia esercitando un dolce fascino attraverso il movimento delle sue forme. Il vetro fine e delicato porta leggerezza a questo strano volare, Loop galleggia pacificamente nell'infinito, oscilla dolcemente come fosse nello spazio aperto, come il lembo di una gonna mosso dal vento o l'agile trasporto di una medusa nel mare. Questa collezione di lampade è adatta a più ambienti e si presta a impreziosire al meglio gli spazi sia classici che moderni caratterizzandoli con il suo gusto raffinato ma particolare.

Eleganza e grazia nell'aria

Elegance and grace in the air

Loop is a “dancing” lamp that hovers in the air with grace and elegance, exerting a charm through the movements of its forms. The fine and delicate glass makes it seem lightweight in this strange flight. Loop floats peacefully in infinity, and swings as though in space, like the pleats of a skirt moving in the wind or the agile transportation of a jellyfish. This collection of lamps is suitable for most environments and can enhance classical or modern style rooms, giving a refined but unique look.

Loop

Constance Guisset



—
Pendant

LED
diff. Ø 45 cm | h. 10 cm



Wall / Ceiling

LED
Ø 45 cm | h. 11,5 cm

La collezione Loop comprende una sospensione e una lampada da parete e da soffitto. Il corpo illuminante è in vetro soffiato parzialmente sabbiato sul fondo, da installare in ambienti interni. La sospensione è disponibile con struttura in finitura verniciata nera opaca, mentre la lampada da parete e soffitto è disponibile con struttura in finitura verniciata bianca opaca. L'elettrificazione è a tensione di rete per lampade alogene e LED.



The Loop collection comprises a hanging lamp, a wall lamp and a ceiling lamp. The shade is in blown glass, partly blown on the base, and is made for indoor use. The hanging lamp is available in an black opaque finish, while the wall and ceiling lamps are available in a matte white finish. Electrification on main voltage for halogen and LED lamps.

Lumi





Lumi

“Abbiamo voluto andare oltre la sfera luminosa, creando dei diffusori dalla duplice valenza”

“We wanted go beyond the typical round shape of light bulbs, creating new diffusers in a variety of shapes”

Ai giovani designer Saggia&Sommella è stato dato un preciso obiettivo: andare oltre la sfera luminosa, sono così nati nuovi diffusori di diverse forme. Con il nome Lumi si è voluto dare una doppia valenza: la prima più diretta, poiché legata al mondo dell'illuminazione, che vuole raccogliere sotto un unico nome una tipologia precisa di lampade, con un termine però raffinato e arcaico; la seconda parte invece dalla traduzione del termine “neve” in finlandese, appunto “lumi”, sottolineando ancora come la principale caratteristica di queste lampade sia il diffusore bianco opale, dalle forme morbide e delicate, proprio come la neve.


Come la neve, morbida e delicata

As the snow, soft and delicate

The young designers Saggia&Sommella were given the precise goal of going beyond the typical round shape of light bulbs, which led to the creation of new diffusers in a variety of shapes. The name Lumi is important for two reasons: the first is more direct, being tied to the lighting world, which intends collecting under a single name a precise type of lamp, but with a refined and archaic term; the second has to do with the translation of the word “snow” in Finnish, i.e., “lumi”, thereby again underscoring how the main feature of these lamps is the opal white diffuser, with soft and delicate shapes, just like snow.

Lumi

Alberto Saggia & Valerio Sommella / D&G Studio





Floor (mod. Baka)

E27 (LED)
Ø 33 cm | h. 171 cm

La collezione è costituita da sospensioni, lampade da tavolo, terra, parete e soffitto di molteplici forme e dimensioni, da utilizzare per ambienti interni. Il gruppo Mycena dà inoltre la possibilità di creare composizioni a più vetri utilizzando l'accessorio apposito. Tutti i diffusori sono in vetro soffiato bianco satinato, le strutture portanti sono in metallo verniciato bianco o poliestere rinforzato con fibra di vetro. L'elettrificazione è a tensione di rete per lampade alogene e LED.



The collection comprises hanging, table, floor, wall and ceiling lamps in many different shapes and sizes, for indoor use. In addition, the Mycena series makes it possible to create layouts with different glass panels using the special accessory. All the diffusers are in white satin-finish blown glass, while the load-bearing structures are in white painted metal or polyester, reinforced with glass fibre. Electrification on main voltage for halogen and LED lamps.

Table (mod. Baka)

E27 (LED) - LED
Ø 33 cm | h. 40 cm







Pendant (mod. Mochi)

G9 (LED) - E27 (LED) - LED
diff. Ø 20 - 30 - 38 - 45 cm | h. 17 - 25 - 32 - 38 cm



Wall / Ceiling (mod. Mochi)

G9 (LED) - E27 (LED) - LED
Ø 12 - 20 - 30 - 38 - 45 cm | h. 10 - 17 - 24,5 - 32 - 39,5 cm



Wall / Ceiling (mod. Poga)

E27 (LED) - LED
Ø 42 cm | h. 24 cm



Pendant (mod. Poga)

E27 (LED) - LED
diff. Ø 42 cm | h. 22 cm



Table (mod. Sfera)

G9 (LED) - E27 (LED) - LED
l. 14 - 20 - 35 - 40 cm | h. 21 - 22 - 28,5 - 35 - 40,5 cm



Floor (mod. Sfera)

E27 (LED)

Ø 35 - 40 cm | h. 166 - 171 cm







Pendant (mod. Sfera)

G9 (LED) - E27 (LED) - LED
diff. Ø 14 - 20 - 35 - 40 - 50 - 60 cm | h. 14 - 20 - 33 - 39 - 49 - 59 cm



Wall / Ceiling (mod. Sfera)

G9 (LED) - E27 (LED) - LED
Ø 9 - 14 - 20 - 35 - 40 cm | h. 8,5 - 15 - 21 - 35 - 40,5 cm



Wall / Ceiling (mod. Mycena)

E27 (LED) - LED
Ø 32 - 38 - 43 cm | h. 10 - 15 - 19 cm



Wall / Ceiling (mod. Mycena)

E27 (LED) - LED
Ø 32 - 38 - 43 cm | h. 10 - 15 - 19 cm



Pendant (mod. White)

E27 (LED) - LED
diff. Ø 42 cm | h. 22 cm



Wall / Ceiling (mod. White)

E27 (LED) - LED
Ø 30 - 38 - 45 cm | h. 14 cm

Malvasia





Malvasia

*“Una lampada che parla di terra, di tradizione,
di vigneti, di colline battute dal sole”*

*“A lamp that speaks of the land, of tradition,
vineyards and sun-soaked hillsides”*

Malvasia, una lampada che parla di terra, di tradizione, di vigneti, di colline battute dal sole. Con le sue forme eleganti, che a tratti richiamano ora quelle di un calice e ora quelle di un decanter, favorisce un'atmosfera accogliente e ospitale. La quieta armonia tra rotondità e tagli obliqui, la grazia del vetro soffiato, il calore del legno, conferiscono a questa famiglia di lampade una personalità conviviale del tutto speciale. Un omaggio a Bacco e a tutti coloro che amano il buon vino e la buona compagnia. Collezione adatta per la casa ma anche per dar carattere ad un locale pubblico, un bar o ristorante.

Personalità conviviale

Convivial personality

Malvasia, a lamp that speaks of the land, of tradition, vineyards and sun-soaked hillsides. With its elegant shape, at times resembling a wine glass, other a decanter, it encourages a welcoming, hospitable environment. The quiet harmony of rounded shapes and oblique edges, the grace of the blown glass and the warmth of wood give this collection of lamps a very special convivial personality. A homage to Bacchus and to anyone who loves good wine and good company. A collection suitable for the home but also to give a twist to a public place, a bar or restaurant.

Malvasia

Gregorio Facco





Pendant

E27 (LED)

diff. Ø 15 - 20 - 27 cm | h. 41,5 - 31,5 - 25 cm

La collezione è costituita da sospensioni di diversa forma e dimensioni per interno. I diffusori, in vetro soffiato, sono disponibili nella finitura bianco acidato, ambra, verde petrolio e fumè con montatura in legno di faggio. L'elettrificazione è a tensione di rete per lampadine LED e alogene.



A collection of indoor suspension lamps in different shapes and sizes. The blown glass diffusers are available in acid-etched white, amber, petrol-green and smoky finish with a beech wood frame. Power supply - mains voltage for LEDs and halogen bulbs.

Metro





Metro

“Una lampada per dare luce a spazi ampi caratterizzati da soffitti alti, travati, a volta o dipinti, spesso privi di punti luce”

“A lamp bringing light to large rooms characterised by high, exposed-beam, vaulted or painted ceilings, often without light points”

Metro è un segno grafico luminoso, un concetto semplice: una linea dritta, spezzettata o diagonale, un nastro metallico essenziale che dà vita a più situazioni. Alla base del progetto c'è l'obiettivo di rispondere efficacemente a uno dei problemi più diffusi nell'illuminazione di ambienti moderni e tradizionali: dare luce a spazi ampi caratterizzati da soffitti alti, travati, a volta o dipinti, spesso privi di punti luce. Metro risolve queste esigenze e offre molte altre possibilità con un impatto visivo minimo ed elegante al tempo stesso. Grazie agli snodi sugli attacchi a muro, il nastro luminoso può essere applicato dritto, in diagonale o seguire un disegno prestabilito ed essere orientato facilmente in modo da dirigere la luce su punti specifici.

Impatto visivo minimo ed elegante

Minimal and elegant impact

Metro is a luminous graphic sign, a simple concept: a straight line, broken or diagonal, an essential metal band that enlivens different settings. Behind the project is the goal of efficiently responding to one of the most common problems when lighting both modern and traditional spaces: bringing light to large rooms characterised by high, exposed-beam, vaulted or painted ceilings, often without light points. Metro perfectly meets these needs and offers many other possibilities with visual impact that is minimal and elegant at the same time. Thanks to the joints on the wall attachments, the luminous strip can be applied straight, diagonally, or create a predetermined design and be easily arranged to direct light towards specific points.

Metro

Technical Design





Wall / Ceiling

LED
l. 6 - 12 cm | h. 7,5 cm

Questa collezione comprende lampade da parete e soffitto per interno. Il nastro metallico è disponibile nelle lunghezze di 6 m e 12 m in finitura acciaio inox. La sorgente luminosa a LED, collocata lungo tutto il nastro, illumina l'ambiente omogeneamente e, quando necessario, può essere orientata per ottenere una luce diretta o indiretta. Un'importante caratteristica di questa lampada sono gli snodi posti alle estremità, che permettono al nastro di svilupparsi anche in diagonale e di curvare, grazie ad un accessorio specifico.



This collection includes wall and ceiling fixtures for interiors. With a stainless steel finish, the metal strip comes in 6m and 12m lengths. The LED light source, placed along the entire strip, evenly illuminates the room and, when necessary, can be set up to create direct or indirect light. An important characteristic, the joints on the ends of the lighting fixture make it possible for the strip to be arranged diagonally or even curved, thanks to a special accessory.



Direzionalità del nastro / Strip direction

Grazie agli snodi posti sugli attacchi a muro, il nastro metallico può essere pensato dritto o in diagonale. L'orientamento degli snodi arriva fino a 360°

Thanks to the joints on the wall attachments, the metal strip can be straight or diagonal. The joints can be rotated up to 360°.



Orientabilità della luce / Orientable light

Grazie a questa caratteristica, la direzione della luce a LED può essere modificata in qualsiasi momento, fino a 180° per una luce diretta o indiretta.

The direction of the LEDs can be changed at any time, up to 180°, for direct or indirect light.



Curvatura del nastro / Strip curvature

Grazie a questo supporto è possibile curvare lo sviluppo del nastro sulla parete.

Thanks to this bracket, the strip can be curved along a wall.



Ancoraggio a soffitto / Ceiling anchors

Per esigenze particolari (presenza di vetrate, cartongesso, pareti non idonee, ...) c'è la possibilità di fissarsi a soffitto utilizzando questo supporto.

If necessary (in the presence of windows, drywall, unsuitable walls, etc.), Metro can be attached to the ceiling with this bracket.



Multispot





Multispot

“Abbiamo creato ad un prodotto che si può adattare perfettamente a qualsiasi ambiente grazie anche alla varietà di dimensioni del rosone”

“We create a product can be perfectly adapted to suit any environment thanks also to the range of different sizes of ceiling rose available”

La continua ricerca dell'esclusività ha portato alla luce una lampada dalla forma personalizzata, unica, preziosa: Multispot. Questo particolare sistema componibile nasce per dare al progettista la possibilità di stabilire le altezze dei diffusori e la posizione dei punti luce adattando quindi la lampada al progetto. Il prodotto si può adattare perfettamente a qualsiasi ambiente grazie anche alla varietà di dimensioni del rosone ed è ideale per impreziosire grandi spazi donando un'atmosfera incantevole e suggestiva. Su richiesta le lampade Multispot sono interamente personalizzabili.

Unica, preziosa. Versatile.

Unique, precious. Versatile.

Constant research for exclusive touches has led to the creation of a lamp with a personalised, unique and exquisite shape: Multispot. The particular modular system was designed to give the architect the possibility of establishing the heights at which to position diffusers and lighting points, thus adapting the lamp to any project. The product can be perfectly adapted to suit any environment thanks also to the range of different sizes of ceiling rose available. It is ideal for adding a touch of glamour and charm to large areas. On request, Multispot lamps can be entirely customised.

Multispot

Marc Sadler / Nanne de Ru / Flynn Talbot






Pendant

LED
diff. Ø 9,2 cm | h. 7 cm
canopy Ø 13 - 24 - 31 - 39 - 49 cm | h. 6,6 cm
canopy l. 13 - 30 - 60 - 90 cm | d. 13 - 15 cm | h. 6,6 cm

La collezione Beluga (design Marc Sadler) si compone di sospensioni per interno ed esterno. I rosoni, di forma e dimensioni diverse, sono in alluminio verniciato a polveri bianchi e possono essere forniti con le forature massime previste, oppure possono essere personalizzati su richiesta. I diffusori di Beluga, forniti in 4 lunghezze di cavo elettrico, sono costituiti da sfere in cristallo trasparente. L'elettrificazione è a tensione di rete per Led.




The Beluga collection (design Marc Sadler) is made up of hanging lamps for indoor and outdoor use. The ceiling roses, in different shapes and sizes, are made in white painted aluminium and come either with the standard maximum number of holes, or customised on request. The diffusers of the Beluga series, available in 4 lengths of electrical cable, are composed of transparent lead crystal spheres. The lamp runs on mains power and is suitable for use with LED.

La collezione Tooby (design Nanne De Ru) si compone di sospensioni per interno ed esterno. I rosoni, di forma e dimensioni diverse, sono in alluminio verniciato a polveri bianchi e possono essere forniti con le forature massime previste, oppure possono essere personalizzati su richiesta. I diffusori di Tooby, forniti in 4 lunghezze di cavo elettrico, sono costituiti da elementi cilindrici in vetro borosilicato (Pyrex®) e tappo in finitura anodizzata, con all'interno un elemento cilindrico plastico rigato per diffondere la luce omogeneamente lungo tutto il tubo. L'elettrificazione è a tensione di rete per Led.



The Tooby collection (design Nanne De Ru) comprises hanging lamps for indoor and outdoor use. The ceiling roses, in different shapes and sizes, are made in white painted aluminium and come either with the standard maximum number of holes, or customised on request. The diffusers of the Tooby series, available in 4 lengths of electrical cable, are composed of cylindrical elements in borosilicate glass (Pyrex®) and a cap with an anodised finish, with a ribbed plastic cylindrical element inside to diffuse the light evenly along the entire tube. Electrification on main voltage for LED lamps.



Pendant

LED
diff. Ø 2,8 cm | h. 40 cm
canopy Ø 13 - 24 - 31 - 39 - 49 cm | h. 6,6 cm
canopy l. 13 - 30 - 60 - 90 cm | d. 13 - 15 cm | h. 6,6 cm

La collezione Polair (design Flynn Talbot) si compone di sospensioni per interno ed esterno. I rosoni, di forma e dimensioni diverse, sono in alluminio verniciato a polveri bianchi e possono essere forniti con le forature massime previste, oppure possono essere personalizzati su richiesta. I diffusori di Polair, forniti in 4 lunghezze di cavo elettrico, sono costituiti da elementi conici in vetro borosilicato (Pyrex®) sabbato sul fondo e tappo in finitura verniciata nera opaca. L'elettrificazione è a tensione di rete per LED.



The Polair collection (design Flynn Talbot) comprises hanging lamps for indoor and outdoor use. The ceiling roses, in different shapes and sizes, are made in white painted aluminium and come either with the standard maximum number of holes, or customised on request. The Polair diffusers come in 4 electric cable lengths, and are composed of borosilicate (Pyrex®) glass conical elements, with a sandblasted base, and a matte black finish cap. Electrification on main voltage: LED.



Pendant

LED
diff. Ø 10,5 cm | h. 12,5 cm
canopy Ø 13 - 24 - 31 - 39 - 49 cm | h. 6,6 cm
canopy l. 13 - 30 - 60 - 90 cm | d. 13 - 15 cm | h. 6,6 cm

Olympic





Olympic

“Ho voluto creare una gerarchia di luci che rende lo spazio intellegibile”

“I wanted create a hierarchy of lights that clarifies the space”

Un anello di luce ha il fascino olimpico di una forma aerea e conchiusa, a sé bastante. Un singolo anello permette di illuminare gli spazi proiettando la sua luce nello spazio come se agisse una forza centrifuga. Ma quando due o più anelli di luce si concatenano tra loro si forma una interdipendenza tra gli elementi luminosi che permette di creare una gerarchia di luci la quale rende lo spazio intellegibile. In questa grammatica della luce fatta di monosillabi circolari si possono creare olimpiche frasi negli ampi spazi del contemporaneo.

Il fascino olimpico di una forma aerea e conchiusa

*An aerial shape,
inspired by the Olympic rings*

A self-contained light ring with an aerial shape, inspired by the Olympic rings. A single ring can illuminate the environment by projecting its light as if moved by centrifugal force. When one or more light rings are connected to one another, the luminous sources interconnect creating a hierarchy of lights that clarifies the space. This light structure comprising circular blocks creates Olympic constructions in large contemporary spaces.

Olympic

Lorenzo Truant





Pendant

LED
diff. Ø 60 - 80 - 110 - 140 cm | h. 2 cm

Olympic è una collezione di sospensioni, lampade da parete e soffitto con diffusore circolare in alluminio verniciato bianco e anodizzato bronzo dove la sorgente luminosa a LED è collocata sulla circonferenza esterna. L'emissione della luce è pertanto sia diretta che indiretta. Tutte le lampade sono disponibili in diversi diametri. Le sospensioni hanno anche la possibilità di poterle intersecare tra loro, creando forme e composizioni originali, grazie anche alla facilità di regolazione delle lunghezze dei cavi. Olympic è disponibile anche in una versione potenziata: più luce grazie all'aumento dei LED, diffusore più performante, efficienza aumentata.



Olympic is a collection of round, white, coated aluminum pendants and wall and ceiling lights. The LED light source is located on the outer ring, which is available in different diameters for all versions, creating direct and indirect light diffusion. The pendants can also be intertwined, creating original shapes and compositions, thanks in part to the easy cable length adjustment system. Olympic is also available in an enhanced version. This includes more light due to intensified LEDs, a higher performing diffuser and increased efficiency.

Wall - Ceiling

LED

diff. Ø 60 - 80 - 110 - 140 cm | d. 5 cm





Oru





Oru

“Ci siamo ispirati al mondo degli origami”

“We took inspiration by the art of origami”

Per questo progetto i designers Vim&Vigor si sono lasciati ispirare dal grande potenziale che sta alla base del mondo degli origami e così raccontano: “C'è qualcosa di magico nel trasformare un foglio di carta piatto, dandogli una forma completamente diversa, bella. Dopo giorni dedicati al tradizionale brainstorming e alla creazione del concept, alla ricerca di nuovi spunti e idee, ci siamo imbattuti nell'immagine di un vascello con gli angoli ripiegati, e abbiamo pensato: non sarebbe interessante unire la tecnica del taglio e della piegatura ad una forma tradizionale di metallo tornito?. Abbiamo capito immediatamente che avevamo imboccato la strada giusta”.

La tecnica del taglio e della piegatura incontra il metallo tornito

The cutting/folding technique meets metal shape

For this project, designers Vim&Vigor drew inspiration from the great potential of the art of origami, as they themselves tell: “There is something quite magical in taking an ordinary flat sheet of paper and forming it into something completely different and beautiful. After many days of traditional brainstorming and concepting, looking for new inspirations and ideas, we came across the image of a vessel with folded corners. We thought “Wouldn't it be really interesting to combine the cutting/folding technique with a traditional spun metal shape? We understood immediately that we had taken the right direction”.

Oru

Vim & Vigor



La collezione Oru si costituisce di due tipologie di sospensioni per interno. La prima, con la forma asimmetrica ed il particolare foro, è in metallo piegato, verniciato esternamente in nero ed internamente in rosso, verde e blu petrolio. La seconda, elegante e pregiata, è una calotta semisferica in rame, un pezzo unico, brunito esternamente e lucido internamente. L'elettrificazione è a tensione di rete per lampadine LED e LED integrato.



The Oru collection is made up of two types of hanging lamp for indoor use. The first, with an asymmetric shape and a particular hole, is in folded metal, painted in black on the outside and red, green and petroleum blue on the inside. The second, with its elegant, exquisite design, is a semi-spherical shade in copper, made in a single piece, burnished on the outside and polished on the inside. The lamp runs on mains power and is suitable for use with LED bulbs and integrated LED.

Pendant

E27 (LED) - LED
diff. Ø 80 cm | h. 45 cm



—
Pendant

E27 (LED)

diff. Ø 37,5 - 56 cm | h. 43,2 - 31,8 cm

Pivot





Pivot

“Come i fili d’erba che crescono da terra e lì si ancorano decisi, così le sommità di questi si muovono libere al vento e in base alla direzione dell’aria si piegano e ruotano nello spazio”

“Like grass blades grow, firmly anchored down but still free to move in the direction of the wind, with bending and turning movement”

Come i fili d’erba crescono da terra e lì si àncorano decisi, così le sommità di questi si muovono libere al vento e in base alla direzione dell’aria si piegano e ruotano nello spazio. Pivot segue questa ispirazione e, da una base ben salda a terra, alza quattro elementi verticali che sono “pivotanti” rispetto al proprio asse e permettono di creare infinite sfaccettature di luce. La lampada, dunque, produce l’immagine di un semplice “rettangolo” che proietta un’illuminazione indiretta ma dinamica a muro. Pivot è un segno minimale capace di essere direzionato in base alle necessità, a seconda delle occasioni e dell’immaginazione.

Un segno minimale ed eclettico

A minimalist design and eclectic

Just as grass blades grow, firmly anchored down but still free to move in the direction of the wind, with a bending and turning movement, the Pivot lamp follows this theory, and has a solid base with four vertical elements that are flexible and allow the creation of infinite lighting facets. The lamp therefore produces a “rectangle” shape that projects an indirect, but dynamic illumination on the wall. Pivot is of minimalist design, and can to be pointed in the desired direction where needed.

Pivot

Vittorio Massimo



—
Floor

LED
l. 24 cm | d. 24 cm | h. 205 cm



Pendant

LED
l. 157,7 cm | d. 5 cm | h. 2 cm

La collezione Pivot comprende una lampada da terra, tre applique di diversa lunghezza per parete e soffitto e una sospensione, a richiesta le lunghezze sono personalizzabili. Le lampade sono state progettate per ambienti interni, disponibili in alluminio verniciato bianco, grigio antracite, grigio chiaro e anodizzato bronzo. Grazie a due accessori, in finitura alluminio anodizzato e anodizzato bronzo, è ora possibile montare in serie due o tre sospensioni. Per la piantana, con alimentatore dimmerabile integrato, e per la sospensione, l'elettrificazione è a tensione di rete. Per le lampade da parete e da soffitto, l'elettrificazione è a bassa tensione (24Vdc a LED) con alimentatore remoto oppure in 230Vac.



The Pivot collection is made up of a floor lamp, three wall/ceiling appliques in various sizes, plus one hanging lamp. All lengths can be customized upon request. Designed for indoor use, Pivot collection lamps are available in white, dark grey or light grey coated aluminum or in anodized bronze. Two accessories, in anodized aluminum and anodized bronze, now make it possible to arrange two or three hanging fixtures in a series. For the floor lamp, which has a built-in dimmer switch, and for the hanging lamp, the electrification is on main voltage, while for the wall/ceiling lamp, the energy voltage is low (24Vdc, LED) and comes with a remote power pack, or in 230Vac.

—
Wall
—
LED

I. 57,2 - 108 - 158,7 cm | d. 4 cm | h. 5 cm

Polair





Polair

“Pensata per creare una qualità di luce molto morbida e delicata”

“Designed to create an extremely soft and delicate lighting quality”

Progettata per dare una presenza fisica ai raggi invisibili, Polair cattura la magia della luce. Il vetro traccia la forma del fascio creando una qualità di luce molto morbida e delicata, ottima per donare la giusta atmosfera all'ambiente. L'angolo della luce è perfettamente modellato per incontrare il diffusore in cui vengono controllati i riflessi ed enfatizzate le fluttuanti sensazioni che la stessa lampada ricrea. Polair è una lampada a sospensione trasparente con un elegante dettaglio in vetro sabbiato, ideale per impreziosire gli ambienti interni sia privati che pubblici.

Catturare la magia della luce

Captures the light's magic

Polair captures the light's magic and was created with the intention of providing an almost physical presence to its invisible rays. The glass traces the shape of the beam, creating an extremely soft and delicate lighting quality, excellent for giving the right atmosphere to a room. The lighting angle is perfectly designed to meet the diffuser which then emphasizes the reflections, creating fluctuating emotions. Polair is a transparent pendant lamp with elegant detailing in sandblasted glass, ideal for enhancing any indoor living area, in the home or workplace.

Polair

Flynn Talbot

La collezione Polair si compone da una sospensione disponibile in una sola dimensione per interno. Il diffusore è in vetro borosilicato (Pyrex®) sabbiato sul fondo. Polair è disponibile con struttura in finitura verniciata nera opaca. L'elettrificazione è a tensione di rete per LED con alimentatore dimmerabile integrato.

Technical info | p. 483



The Polair collection is made up of an indoor hanging lamp available in one size. Diffuser made of borosilicate (Pyrex®) glass with a sandblasted base. Polair is available with a matte black finish structure. Electrification on main voltage for LED lamps with built-in dimmerable power supply unit.

—
Pendant

LED
diff. Ø 33,5 cm | h. 30 cm

249 • Fabbian Design Book

Quarter





Quarter

“Una lampada in cui la luce viene convogliata all’interno di piccoli cubi che danno l’illusione di essere stati disegnati direttamente sul soffitto”

“A lamp in where light is directed to the inside of small cubes, that give the illusion of being painted directly onto the ceiling”

Come accade a un disegno in un foglio vuoto, gli elementi luminosi di Quarter prendono forma e movimento all’interno di un sottile strato di alluminio bianco. È la luce ad essere protagonista: viene convogliata all’interno di piccoli cubi in policarbonato che danno l’illusione di essere stati disegnati direttamente sul soffitto. La sua peculiarità sta nella possibilità di essere impiegata in diversi ambienti: è infatti perfetta per dare spessore e movimento in realizzazioni residenziali ma allo stesso tempo il suo design la rende adatta anche ad un impiego in ambienti contract.

La luce protagonista

Light plays the leading role

Just like a design that has yet to take shape on a blank page, the lighting elements of Quarter take form and movement inside a thin layer of white aluminium. Light plays the leading role; it is directed to the inside of small polycarbonate cubes, that give the illusion of being painted directly onto the ceiling. The beauty of this lamp is the fact that it can be used in different environments and is perfect to give depth and movement to the home, but at the same time its design makes it just as suitable for offices.

Quarter

David Pellegrini & Francesca Menegato

La collezione Quarter è costituita da lampade a parete e soffitto per interno, disponibili in sei diverse dimensioni, e da due sospensioni per interno. Il corpo illuminante è in alluminio bianco verniciato, nero verniciato e brunito satinato, la luce viene diffusa dai piccoli cubi in policarbonato. L'elettrificazione è a tensione di rete per LED.

Technical info | p. 483



The Quarter collection is made up of indoor wall and ceiling lamps, available in six different sizes, plus two hanging lamps, also for indoor use. The shade is in white or black lacquered aluminium, or aluminium with a satin-brushed finish and the light is diffused through small polycarbonate cubes. Electrification on main voltage: LED.

—
Wall / Ceiling

LED
l. 23,5 - 33,5 cm | d. 10 cm | h. 3,5 cm

253 • Fabbian Design Book



Wall / Ceiling

LED

Ø l. 30 - 70 - 59,5 cm | d. 30 - 20 - 59,5 cm | h. 3,5 cm



Pendant

LED

diff. Ø l. 70 - 59,5 cm | d. 20 - 59,5 cm | h. 3,5 cm

Roofer





Roofer

“Ho preso spunto dalle tegole in laterizio dei tetti delle abitazioni”

“I drew inspiration from roof tiles to create the shape of the single elements”

Giovane è il primo aggettivo per descrivere questa collezione di sospensioni, disegnate da Benjamin Hubert, che per la forma dei singoli elementi, ha preso spunto dalle tegole in laterizio dei tetti delle abitazioni. Divertente è il secondo aggettivo perché, partendo dalla nuda struttura in metallo, Roofer dà la possibilità di costruirla facendola diventare il motivo per un gioco collettivo. Moderna è il terzo aggettivo perché le scaglie, costituite da un materiale gommoso semirigido, possono essere lavate in lavatrice a 30°.

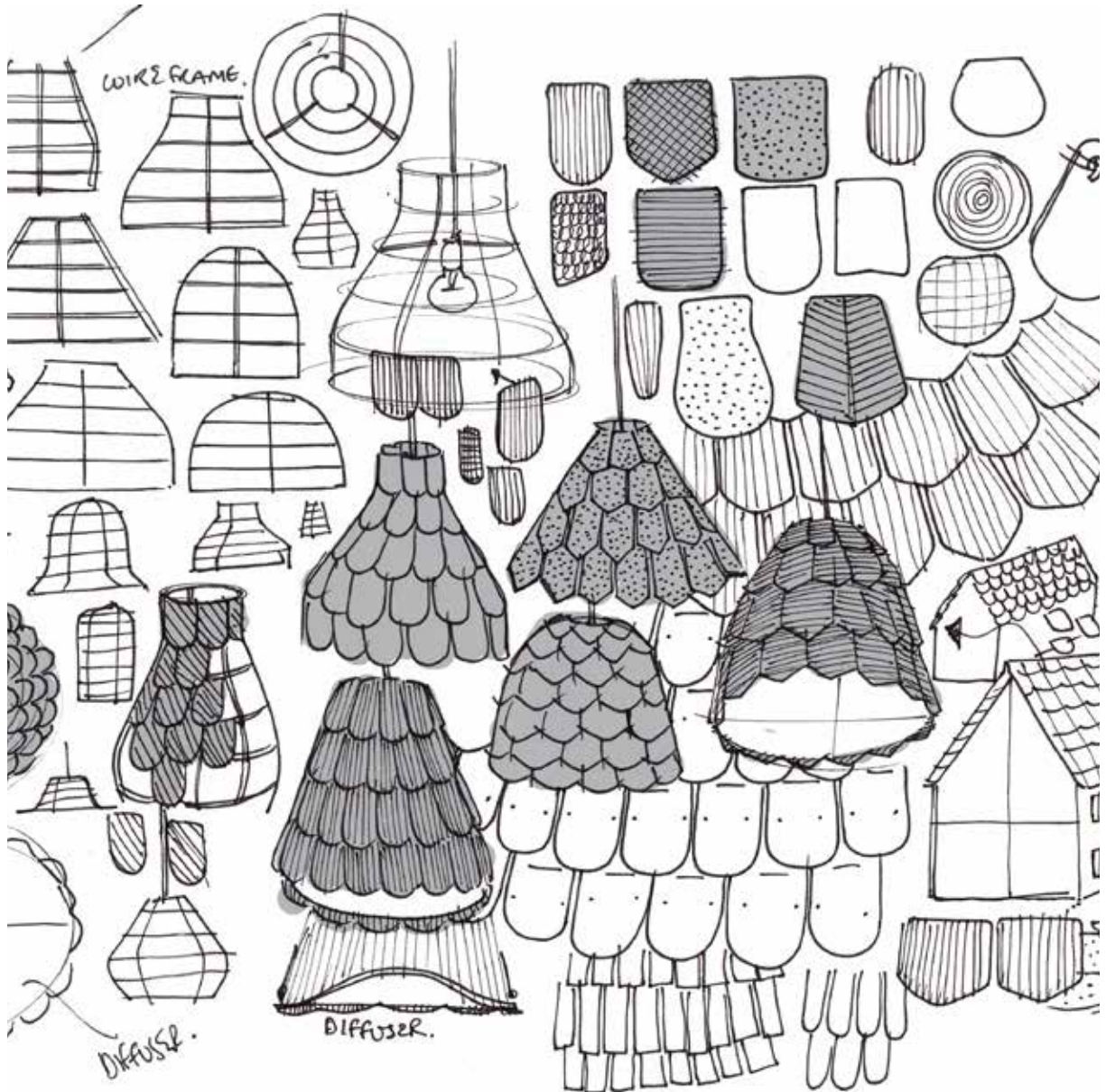
Giovane, divertente, moderna

Young, fun, modern

Youthful is the most appropriate adjective to describe this collection of hanging lamps designed by Benjamin Hubert, who drew inspiration from roof tiles to create the shape of the single elements. Fun is the second adjective: Roofer, in fact, can be assembled, making it a sort of group game. Modern is the third adjective because the scales, made in a semi-rigid rubbery material, can be machine-washed at 30°.

Roofer

Benjamin Hubert






—
Pendant

E27 (LED)
diff. Ø 57 - 76 cm | h. 47 - 43 cm

La collezione è costituita da sospensioni per interno, di cinque forme diverse, con la possibilità di installarle anche a plafone accorciandone i cavi. Il telaio è ricoperto da scaglie in materiale gommoso semirigido, in quattro tonalità di colore diverse (bianco, grigio, marrone e verde), mentre il diffusore circolare è in tessuto bianco. L'elettrificazione è a tensione di rete per lampadine LED.



The collection is made up of hanging lamps for indoor use, in five different shapes, and can also be fitted directly to the ceiling rose by simply shortening the cables. The frame is covered in scales made of a semi-rigid rubbery material, in four different colours (white, grey, brown and green), while the round diffuser is in white fabric. The lamp runs on mains power and is suitable for use with LED bulbs.

—
Pendant

E27 (LED)

diff. Ø 59 - 79 - 119 cm | h. 22,5 - 32 - 41,5 cm

Saya





Saya

“La forma s’ispira ad una grande goccia di rugiada che si deposita e corre verso il basso lungo una serie di fili metallici creando una sensazione di sospensione”

“The shape is inspired by a large dew drop depositing and sliding downward along a series of metal wires, giving a suspended sensation”

Saya è la nuova collezione di sospensioni disegnata da Gio Minelli e Marco Fossati. Questo progetto è frutto di un racconto di viaggio che ci riporta idealmente a cavallo tra oriente ed occidente dove l'estetica e la memoria di culture lontane, si fondono con l'antica tradizione veneziana del vetro soffiato in gabbia. La forma s'ispira ad una grande goccia di rugiada che si deposita e corre verso il basso lungo una serie di fili metallici che stringendosi fermano la sua caduta restituendo allo spettatore una sensazione di sospensione. La gabbia acquista un nuovo e deciso valore estetico diventando tratto protagonista del progetto. Il grande corpo in vetro soffiato si modella così al suo interno senza mai eccedere nella deformazione creando un perfetto equilibrio tra luce e decorazione.

Un racconto di viaggio ideale tra oriente ed occidente

A tale of an ideale journey midway between the East and the West

Saya is the new hanging lamps collection designed by Gio Minelli and Marco Fossati. This project was inspired by the tale of a journey midway between the East and the West, where aesthetics and the memory of far-off cultures are combined with the ancient Venetian tradition of caged blown glass. The shape is inspired by a large dew drop depositing and sliding downward along a series of metal wires, that break its fall closing in and giving a suspended sensation. The cage acquires new aesthetic value, becoming the protagonist of the project. The large blow-glass body is modelled within it without deformation, creating a perfect balance between light and decoration.

Saya

Gio Minelli & Marco Fossati





Pendant


E27 (LED)
diff. Ø 40 - 48 - 31 cm | h. 45 - 51 - 75 cm

La collezione è composta da numerose sospensioni per interno ed esterno in tre forme diverse. I diffusori in vetro, soffiato all'interno delle gabbie, sono disponibili nella versione trasparente e bianco lucido. Le strutture che sorreggono i vetri sono in metallo, nella finitura brunita, dorata e cromata. Elettrificazione a tensione di rete per lampadine LED.



The collection comprises several hanging lamps for indoor and outdoor use in three different shapes. The caged blown glass diffusers are available in the transparent and glossy white versions. The glass supporting structures are made of metal with bronze, gold and chrome finish. Electrification on main voltage for LED bulbs.

Snake





Snake

“Ho disegnato una lampada ispirandomi alla mitologia greca, più precisamente dalla caratteristica divinità Medusa”

“I designed a lamp taking inspiration fro greek mythology, more precisely by the characteristic Medusa divinity”

Francesco Lucchese ha firmato questa collezione di lampade decorative in silicone colorato che prende ispirazione nella mitologia greca, più precisamente dalla caratteristica divinità Medusa con i suoi capelli rappresentati da serpenti, che danzavano in un inarrestabile movimento fluttuante. Come le serpi di Medusa, anche la nostra Snake è snodabile e in continuo mutamento di posizione. La possibilità di spostare a piacere il punto luce rende questa collezione completamente adattabile ad ogni esigenza.

Snodabile e in continuo mutamento

Articulated and constantly changing


Francesco Lucchese has signed this collection of decorative lamps in coloured silicon, inspired by Greek mythology and more precisely by the characteristic deity Medusa who, in place of hair, had living snakes dancing in an unstoppable fluctuating movement. Like the snakes of Medusa, our Snake is articulated and constantly changing position. The possibility to move the light source to your pleasing makes this collection completely adaptable to every need.

Snake

Francesco Lucchese

Snake è disponibile nella versione da parete e soffitto per interno. La struttura, sinuosa e dinamica, è in silicone colorato (bianco, nero, blu, arancio e verde) e cromo lucido che sorregge un diffusore in pirex bianco. La lampada, permettendo una grande flessibilità delle forme e varietà nei tagli di luce, permette di creare vivaci spazi contemporanei. L'elettrificazione è a tensione di rete per lampadine alogene e LED.

Technical info | p. 487




The Snake range includes wall and ceiling lamps for indoor use. A diffuser in white pirex is attached to the end of its winding, dynamic structure is available in coloured silicon (white, black, blue, orange and green) and polished chrome. It is very flexible and can be adjusted to assume different shapes and light directions to create lively contemporary spaces. The lamp runs on mains power and is suitable for use with halogen and LED bulbs.

—
Wall / Ceiling

G9 (LED)
Ø 6 cm | h. max 95 cm

271 • Fabbian Design Book

Sospesa





Sospesa

“Abbiamo creato una lampada in grado di illuminare anche spazi ampi con raffinata eleganza”

“We ceated a lamp ables to elegantly illuminates even vast spaces”

In quanti modi si può rappresentare la leggerezza? Ma soprattutto, può una lastra di vetro apparire leggera? Ecco la sfida dei designers Paolo De Lucchi & Lisa Bellon che con la loro Sospesa hanno voluto rispondere a queste domande. Una lampada in grado di illuminare anche spazi ampi con raffinata eleganza, che sembra liberarsi nell'aria sfidando la legge di gravitazione universale. Grazie alla sua unicità nella produzione e alla sua imponenza, Sospesa dà valore e pregio agli spazi in cui viene inserita. La fresatura per l'alloggiamento del circuito elettrico la rende ancor più preziosa, valorizzandone l'essenziale bellezza che la contraddistingue.

Dare valore e pregio agli spazi

Add value and class to any room

How many ways are there for expressing lightness? Above all, however, can a plate of glass appear lightweight? This was the challenge faced by designers Paolo De Lucchi & Lisa Bellon who aimed to answer these questions with their Sospesa model. This lamp elegantly illuminates even vast spaces and appears to float in the air, defying all rules of gravity. Thanks to its unique manufacturing process and imposing character, Sospesa adds value and class to any room. It's essential beauty is further enhanced by the grooves which embed the electric circuit.

Sospesa

Paolo De Lucchi & Lisa Belloni

La collezione è costituita da sospensioni e lampade da parete per interno. Il diffusore è costituito da una lastra piana in vetro extra chiaro temprato, trasparente e struttura in metallo lucido. Il circuito elettrico scorre nei canali tracciati nella lastra. La sospensione è disponibile in forma rettangolare e in varie dimensioni. L'elettrificazione è a bassa tensione di rete per lampade alogene e LED.



The collection consists of hanging and wall lamps for indoor use. The diffuser is made up of a flat sheet of extra transparent, tempered glass and a structure in polished metal. The electronic circuit runs along the grooves in the glass. The hanging lamp model is available in a rectangle and in different sizes. The lamps run on low mains power for halogen and LED bulbs.



Pendant

G4 (LED)

diff. 100 - 200 - 300 cm | l. 26 - 50 cm | h. 1,5 cm



Spin-bo





Spin-bo

“Un disco luminoso che focalizza l’attenzione e crea l’atmosfera”

“An illuminated disc that draws the eye and creates atmosphere”

Spin-bo si ispira alla trottola. Dalla trottola e dal suo movimento nasce l’idea della lampada a parete e soffitto Spin-bo. Riproducendo l’effetto di una rapida rotazione continua, Spin-bo fonde forma e colore creando un oggetto di grande pulizia ed equilibrio che sembra sospesa nel vuoto. Un cono bianco satinato sul retro diffonde a parete una luce tecnica e decisa, mentre il paralume frontale, con la sua finitura quadrettata trasparente e metallizzata, dona brillantezza. Un disco luminoso che, con la sua luce discreta ed avvolgente, focalizza l’attenzione e crea l’atmosfera.

Oggetto di pulizia ed equilibrio


Clean and balanced object

Spin-bo means ‘spinning top’. The idea for the Spin-bo wall and ceiling lamp comes from the movement of a top. By mimicking the effect of constant rapid rotation, Spin-bo fuses shape and colour to create a wonderfully clean and balanced object that appears to be suspended in mid-air. An frosted white cone at the back diffuses a clear, precise light onto the wall, while the front shade adds brightness with its transparent chequered effect. An illuminated disc whose discreet, welcoming light draws the eye and creates atmosphere.

Spin-bo

Gio Minelli & Marco Fossati

La collezione è costituita da una lampada a parete per interno. Il diffusore è un disco in Plexiglass® metallizzato bronzo traslucido con cono di supporto retrostante in Plexiglass® monosatinato-bianco fissati insieme grazie ad un bottone centrale al disco in metallo verniciato bianco. La struttura circolare di ancoraggio a parete è in alluminio verniciato bianco. L'elettrificazione è a tensione di rete per LED.



The collection has an indoor wall lamp. The diffuser is a translucent bronze Plexiglass® disk with a mono glazed-white Plexiglass® back cone fixed together by a central button on the disk in white painted metal. The circular structure anchoring to the wall is in white painted aluminium. Power supply - mains voltage for LEDs.

—
Wall
—
LED
Ø 41,5 cm | d. 10 cm

Stick





Stick

“Ho lavorato per dare vita ad una collezione di lampade basata sulla sua ripetizione”

“I worked to give life to a lamp collection based on its repetition”

Stick nasce da un modulo in legno Ayous la cui forma si ispira a quella di una pinza: due elementi piegati e tesi da un supporto centrale. “Questo dettaglio – spiega la designer francese Matali Crasset - è il vocabolario che dà vita ad una collezione di lampade basata sulla sua ripetizione. Mentre la texture del legno permette il diffondersi di una luce morbida e calda, la ripetizione del modulo crea un gioco di grafismi e di ombre inattese.” Si parte da un unico modulo che si comporta al pari di una materia plasmabile: in questo modo si riveste la sorgente luminosa, la si “addomestica” e si diffonde una luce sfumata dalla levigatezza del legno.

Una luce sfumata dalla levigatezza del legno

*The light produced is veiled
by the smoothness of the wood*

Stick stems from an Ayous wood module, the shape of which is inspired by that of a pair of pliers: two bent elements stretched apart by a central support. “This detail – explains French designer, Matali Crasset, is the vocabulary that gives life to a lamp collection based on its repetition. While the texture of the wood allows the diffusion of a soft, warm light, the repetition of the module creates a graphic pattern and unexpected shadows. Modules made in a flexible material are joined together and “tamed” to surround the light source. The light produced is veiled by the smoothness of the wood.

Stick

Matali Crasset



—
Floor

E27 (LED) - LED
Ø 43 cm | h. 160 cm



Pendant

E27 (LED) - LED
diff. Ø 50 cm | h. 64 cm

La collezione si compone di lampade a sospensione, una lampada da tavolo, alcune piantane, e un'appliche per interno. La diffusione della luce è affidata ad un'intelaiatura ornata di listelli in Ayous, un legno chiaro di origine africana, mentre lo stelo delle piantane è in legno Toulipier, un legno chiaro di origine nordamericana. Per tutte, la struttura portante è in metallo verniciato. L'elettrificazione è a tensione di rete per lampadine LED e LED integrato.



The collection is made up of pendant lamps, one table lamp, various floor lamps and one wall lamp, all for indoor use. The light is diffused through an ornate weave of slats in Ayous, a light-coloured wood found in Africa, while the stem of the floor lamps is in Toulipier, a light-coloured wood from North America. The structure of all the lamp models is in painted metal. The lamp runs on mains power and is suitable for use with LED bulbs and integrated LED.

Tools





Tools

“Questa creazione è nata per far risaltare al meglio gli spazi che necessitano di un tocco in più”

“This creation was designed to light up those areas which need an extra touch”

La necessità di valorizzare al massimo alcuni punti della casa, dell'ufficio e dell'ambiente in genere ha portato i designers dello studio Technical Design alla progettazione di Tools, la famiglia di faretti ad incasso fissi e orientabili con una luce direzionale che fa risaltare al meglio gli spazi che necessitano di un tocco in più. Come il fascio luminoso delle stelle in una notte estiva, anche i faretti Tools sapranno ornare con raffinatezza ogni stanza decorando le parti dell'ambiente che necessitano di una luce decisa e definita.

Decoro luminoso per l'ambiente

Bright decoration for the space

The need to add a special touch to certain spots in the home, office and other buildings in general gave the designers of the Technical Design studio the inspiration for the Tools range of recessed spotlights: they are available with a fixed or adjustable beam of light to light up those areas which need an extra touch. Like the light beam of the stars in a summery night sky, the Tools spotlights will add a touch of refinement to any room with bold, defined lighting.

Tools

Technical Design



Recessed

GU10 (LED) - GU5,3 (LED) - GU53 (LED) - LED
Ø 9 - 14 cm | h. 2 - 4,5 - 3 cm



Recessed

GU10 (LED) - GU5,3 (LED) - LED
l. 7,5 cm | d. 7,5 cm

La collezione si costituisce di apparecchi ad incasso fissi e orientabili. Per tutti la cassaforma è in materiale termoplastico ad alto coefficiente di resistenza meccanica e termica. I faretti tonde (diam.9-14cm) e quadri (7,5x7,5cm) sono in metallo verniciato bianco a polveri. I faretti con diffusore orientabile, hanno la sfera (diam.9-14cm) in metallo cromato lucido, ramata o verniciata a polveri bianca o nera. L'elettrificazione è a bassissima tensione (12V) per lampade alogene, a tensione di rete per lampade alogene e LED (500mA).



The collection is made up of fixed and adjustable recessed lighting fixtures. The outer structure of all models is in thermoplastic material with a high coefficient of mechanical and thermal resistance. The spotlights are either round (diam. 9-14 cm) or square (7.5x7.5 cm) and made in metal, powder coated in white. The sphere (diam. 9-14 cm) of the spotlights with an adjustable diffuser is available in shiny chrome-plated metal, a copper finisher or powder coated in white or black. The lamps run on a very low voltage (12V) for halogen bulbs and on mains power for halogen and LED bulbs (500mA).

Recessed

GU10 (LED) - GU5,3 (LED) - LED
Ø 9 cm



Recessed
LED
Ø 14 cm



Recessed
LED
Ø 14 cm

Tripla





Tripla

“Siamo partiti dalla forma basica del triangolo che si evolve nell’elemento volumetrico della piramide”

“We started from the basic triangle, which evolves, acquiring volume to become a pyramid”

I giovani designer di Formidable Studio, vincitori del contest indetto da Fabbian Illuminazione in collaborazione con Desall, hanno dato origine a questa serie di lampade decorative in vetro cristallo. Tripla nasce dalla forma basica del triangolo e si evolve nell’elemento volumetrico della piramide. La sua forma tetraedrica si propone come completamento alla raccolta Fabbian di lampade dalle forme essenziali. Solida e preziosa, riveste la luce con versatilità, eleganza e modularità, permettendo lo sviluppo di diverse applicazioni e adattandosi a tutti gli ambienti.

Rivestire la luce con versatilità, eleganza e modularità

Produces a versatile, elegant and modular light

The young designers of Formidable Studio, winners of the competition organised by Fabbian Illuminazione in collaboration with Desall, came up with this series of highly decorative lamps in crystal. The concept behind Tripla is the basic triangle, which evolves, acquiring volume to become a pyramid. Its tetrahedral shape is a fine addition to Fabbian’s collections of lamps in essential shapes. Its solid, exquisite design produces a versatile, elegant and modular light for different applications and settings.

Tripla

Formidable Studio & Desall



—
Pendant

LED
diff. l. 9,8 cm | d. 8,8 cm | h. 7,5 cm



—
Wall / Ceiling

LED
diff. l. 9,8 cm | d. 8,8 cm | h. 7,5 cm

La collezione Tripla è composta da una sospensione, una lampada da tavolo, una lampada da parete, una da soffitto e un incasso in un'unica dimensione ma in tre differenti finiture della struttura: alluminio lucido, grigio antracite e verniciata bronzo. Inoltre è disponibile in sistemi finiti o completamente personalizzabili con struttura delle lampade in tre varianti colore, i rosoni sono disponibili in due dimensioni e nelle tre opzioni di finitura. Tutte le lampade sono per interno. I diffusori sono in vetro cristallo. L'elettrificazione è a tensione di rete per LED con alimentatore dimmerabile integrato.



The Tripla collection is made up of one hanging lamp, one table lamp, one wall lamp and one ceiling lamp. It also includes a recessed lighting fixture which is flat yet available in three different finishes: polished aluminium, anthracite grey and a bronze plate. It is also available in modular systems and can also be fully personalised with lamps in three colour variants, while the ceiling roses are available in two sizes and in three different finishes. All the lamps are for indoor use. The diffusers are in crystal. The energy voltage is LED with a incorporated dimmer switch.

Table

LED

I. 9,8 cm | d. 8,8 cm | h. 7,5 cm



Wall

LED

l. 9,8 cm | d. 9,8 cm | h. 9,3 cm



—
Ceiling

LED
l. 9,9 cm | d. 9,3 cm | h. 11,2 cm

Vicky





Vicky

“Ho voluto modellare la luce con decorazioni floreali di stile indiano impresse nel cristallo”

“I wanted model the light with Indian-style floral decorations embossed in the crystal”

Vicky ha un carattere forte che traspare dalla luce modellata dalle decorazioni floreali di stile indiano impresse nel cristallo, un segno dolce sull'ornamento trasferito alla produzione industriale. Una rottura al minimalismo. Il designer dello studio Nicola Design spiega: “Vicky contamina gli spazi raffreddati ed influenzati dall'omologazione che in questi anni ci circondano, è una collezione in cromo e cristallo, una fusione tra tecnologia, arte e design. Questa collezione si caratterizza da una grande modernità nelle linee e scelte tecnologiche e una grande maestria nella produzione del cristallo”.

Una rottura al minimalismo

A break from minimalism

The strong personality of Vicky exudes from the light, which is modelled by the Indian-style floral decorations embossed in the crystal, adding a soft touch to this industrially produced item. A break from minimalism. As its creator from the Nicola Design studio explains: “Vicky contaminates spaces which are made cold and influenced by standardization that have surrounded us in these years. The collection is in chrome and crystal, a blend between technology, art and design. This collection has strikingly modern lines and technological solutions and shows real craftsmanship in the production of the crystal elements”.

Vicky

Nicola Design





Pendant

G9 (LED)

diff. l. 10 cm | d. 6,8 cm | h. 13 cm

La collezione è disponibile con sospensioni, lampade da tavolo, da parete e soffitto per interno. I diffusori sono in cristallo, le strutture in cromo lucido. Le versioni da tavolo sono dotate di un paralume in tessuto bianco o nero provviste di doppia sorgente luminosa con conseguente doppia accensione. Per tutte le tipologie c'è la possibilità di montare il vetro capovolto per creare composizioni libere. L'elettrificazione è a tensione di rete per lampadine alogene e LED.



The collection is made up of hanging, table, wall and ceiling lamps for indoor use. The diffusers are in crystal while the structures are in polished chrome. The table lamps have a lampshade in white or black fabric and a double light source, and consequently a double light switch. For all models, it is possible to mount the glass upside-down to allow freedom of design. The lamp runs on mains power and is suitable for use with halogen and LED bulbs.

—
Wall

G9 (LED)

l. 10 cm | d. 8,4 cm | h. 13,9 cm



Ceiling

G9 (LED)

l. 6,8 - 47 cm | d. 6,8 cm | h. 16 - 15 cm




Table

G9 (LED)

l. 25 cm | d. 15 cm | h. 34,2 cm

Systems

Ari





Ari

*“Pochi segni grafici,
è questa la massima espressione di Ari”*

*“A small number of graphic elements,
this is Ari’s crowning glory”*

Ari è un sistema di illuminazione modulare in grado di adattarsi ai piccoli e grandi spazi, ai diversi stili ed esigenze di utilizzo. Dall’austera essenzialità della versione a singolo elemento illuminante, matrice del progetto, si può combinare fino alla versione con 16 elementi. Gli elementi, essenziali e puliti, di differenti lunghezze, si possono installare a soffitto liberamente o seguendo precisi schemi geometrici intorno al rosone centrale. È questa la massima espressione di Ari: pochi segni grafici che reinterpretano in chiave contemporanea e minimale le geometrie dei classici chandelier, riempiendo e decorando l’ambiente con volumi leggeri ed eterei. Un nuovo sistema che collega passato e presente. Un linguaggio formale e pulito che traduce e sintetizza figure tradizionali.

Un linguaggio formale e pulito

A clean, formal language

Ari is a flexible lighting system that can be adapted to both small and large environments, different styles and needs. From the austere minimalism of the single light source, origin of its design, Ari can combine up to 16 elements for a larger version. These minimal and pure elements of different lengths, can be installed freeform on the ceiling or follow a precise geometric pattern around a central rose. This is Ari’s crowning glory: a small number of graphic elements giving a minimalist, contemporary twist to the geometry of the classic chandelier, filling and embellishing the room with light, transparent shapes. A new system to link past and present. A clean, formal language that translates and synthesizes traditional forms.

Ari

Marco Spatti & Marco Pietro Ricci



Pendant

LED
diff. Ø 2,5 cm | h. 30 - 60 - 90 - 120 cm



Pendant

LED
diff. Ø 2,5 cm | h. 30 - 60 - 90 - 120 cm

La collezione è costituita da numerose sospensioni di forme e dimensioni diverse per interno. Il punto luce è inserito all'interno di una struttura in alluminio anodizzato nero e bronzo e verniciato bianco. I cavi, in PVC, sono neri per i tubi neri e bronzo, bianchi per i tubi bianchi. Ari è anche disponibile nella versione sistema: tubi singoli neri, bronzo e bianchi in 4 misure e due rosoni per massimo 3 e 16 punti luce. L'elettrificazione è a tensione di rete per LED.



The collection has several indoor suspension lights in different shapes and sizes. Lights are set inside a structure in black anodized aluminium and painted white and bronze. The PVC cables are black for black and bronze tubes, white for white tubes. Ari is also available in the system version: single black, bronze and white tubes in 4 sizes and two rosettes for up to 3 - 16 lights. Power supply - mains voltage for LEDs.

Freeline





Freeline

“Questa lampada nasce dall’idea di superare l’ostacolo della posizione del punto luce”

“This lamp born from the idea to overcome the obstacle of the position of the lighting point”

L’idea da cui nasce Freeline è l’esigenza di reinventare la luce. Tradizionalmente, l’illuminazione, e di conseguenza anche l’arredamento, di una stanza è sempre stata determinata, e limitata, dalla posizione del punto luce. Freeline permette di superare questo ostacolo, consentendo di partire dalla progettazione estetica innanzitutto, e quindi di lasciare l’illuminazione come ultima scelta. Questo sistema componibile infatti, permette di creare forme innovative, svincolate dalla posizione del punto luce. In questo contesto, l’illuminazione diventa un elemento fortemente decorativo, ma anche funzionale: la luce viene collocata dove si ritiene sia più consono, e nel corso del tempo può anche essere variata.

L’esigenza di reinviare la luce

The need to reinvent light

The idea behind Freeline is the need to reinvent light. Traditionally, the lighting - and thus furnishing - of a room has always been determined, and limited, by the position of the lighting point. Freeline overcomes this obstacle, allowing to start from the aesthetic design, and then choosing the lighting last. This modular system allows to create innovative shapes, independent from the lighting point position. In this context, the lighting becomes a strong decorative, yet functional element: the light is placed in the most fitting position, and it can also be moved at a later time.

Freeline

Flynn Talbot





Freeline è un sistema modulare composto da barre in alluminio anodizzato nero e bronzo di diverse lunghezze, fissate tra loro, a proprio piacimento, attraverso delle ganasce. I punti luce sono di tre forme diverse: una sfera in vetro soffiato bianco satinato, uno spot in alluminio nero con lente, un riflettore in alluminio nero con diffusore in metacrilato. Ciascun punto luce è a LED e viene fornito con lunghezze di cavo diverse. I cavi vengono nascosti all'interno delle barre. L'alimentazione può essere fatta attraverso un driver remoto oppure grazie ad un driver collocabile a soffitto o direttamente sul binario.




Freeline is a modular system comprising black and bronze anodized aluminium bars in different lengths, fastened to one another through clamps. The lighting points have three different shapes: a white glazed blown-glass globe, a black aluminium narrow spot light with a lens, and a black aluminium broad spotlight with methacrylate diffuser. Each lighting point features a LED source and is supplied with different cable lengths. The cables are hidden within the bar grooves. The power supply can be connected through a remote driver or through a ceiling or track-mounted driver.





Laminis





Laminis

“Ho creato un oggetto per disegnare lo spazio con la luce”

“I created an object that would design space with light”

L'obiettivo dei designer Technical Design per questo progetto è stato quello di creare un oggetto per disegnare lo spazio con la luce. Le singole formelle, combinate tra loro come le tessere di un mosaico prezioso, creano strutture luminose poliedriche, che arricchiscono in maniera discreta ogni ambiente aprendo nuovi scenari per qualsiasi progetto architettonico. Questa è la caratteristica principale di Laminis: la naturalezza con cui si sovrappone armonicamente allo spazio esistente, creando infinite trame di luce. Grande attenzione è stata data alla produzione dei vetri, che vengono realizzati interamente a mano da maestri vetrai colando il vetro fuso e successivamente pressandolo secondo disegni stabiliti. L'eventuale coloratura avviene spargendo scaglie colorate sul piano di lavoro.

Infinite trame di luce

Infinite light weaves

In this project, the aim of the designers at Technical Design was to create an object that would design space with light. The single tiles, combined together like a precious mosaic, create multi-sided luminous structures discretely enriching each ambient and opening scenarios for any architectural project. This is the main characteristic of Laminis: its casual, harmonious overlapping of existing space creating infinite light weaves. Great attention was placed on the production of the glass panels, that are made entirely by hand by master glass-makers, with melted glass which is moulded and form the set designs. Colour is added where needed by scattering coloured flakes on the work surface.

Laminis

Technical Design





La collezione si costituisce di strutture componibili in metallo da soffitto e parete per interno. Le soluzioni compositive sono illimitate e personalizzabili, a due o un velo elettrificato o ad un velo non elettrificato. Le barre modulari sono disponibili con rivestimenti in alluminio brillantato e alluminio dorato. Cavi in acciaio inox sorreggono i vetri, di diverse misure e fantasie, che, su richiesta, sono disponibili anche in colorazioni diverse. L'elettrificazione è a tensione di rete per lampadine LED e LED.




The collection is composed of modular ceiling and wall lamp models for indoor use, with a metal structure. The possible layouts are endless, and may consist of one or two electrically powered “veils”, or just one “veil”, without electrical power. The modular strips are available in either polished or gilded aluminium. The glass panels, in different sizes and patterns, are supported by means of stainless steel cables, and are also available in different colours on request. The lamps run on mains power and are suitable for LED bulbs and LED.





Multispot





Multispot

“Abbiamo creato ad un prodotto che si può adattare perfettamente a qualsiasi ambiente grazie anche alla varietà di dimensioni del rosone”

“We create a product can be perfectly adapted to suit any environment thanks also to the range of different sizes of ceiling rose available”

La continua ricerca dell'esclusività ha portato alla luce una lampada dalla forma personalizzata, unica, preziosa: Multispot. Questo particolare sistema componibile nasce per dare al progettista la possibilità di stabilire le altezze dei diffusori e la posizione dei punti luce adattando quindi la lampada al progetto. Il prodotto si può adattare perfettamente a qualsiasi ambiente grazie anche alla varietà di dimensioni del rosone ed è ideale per impreziosire grandi spazi donando un'atmosfera incantevole e suggestiva. Su richiesta le lampade Multispot sono interamente personalizzabili.


Unica, preziosa. Versatile.

Unique, precious. Versatile.

Constant research for exclusive touches has led to the creation of a lamp with a personalised, unique and exquisite shape: Multispot. The particular modular system was designed to give the architect the possibility of establishing the heights at which to position diffusers and lighting points, thus adapting the lamp to any project. The product can be perfectly adapted to suit any environment thanks also to the range of different sizes of ceiling rose available. It is ideal for adding a touch of glamour and charm to large areas. On request, Multispot lamps can be entirely customised.

Multispot

Marc Sadler / Nanne de Ru / Flynn Talbot



Multispot Beluga

Marc Sadler



Multispot Beluga

Marc Sadler

Il sistema Beluga si compone di sospensioni per interno ed esterno. I rosoni, di forma e dimensioni diverse, sono in alluminio verniciato a polveri bianchi e possono essere forniti con le forature massime previste, oppure possono essere personalizzati su richiesta. I diffusori di Beluga, forniti in 4 lunghezze di cavo elettrico, sono costituiti da sfere in cristallo trasparente. L'elettrificazione è a tensione di rete per Led.

Technical info | p. 449



The Beluga system is made up of hanging lamps for indoor and outdoor use. The ceiling roses, in different shapes and sizes, are made in white painted aluminium and come either with the standard maximum number of holes, or customised on request. The diffusers of the Beluga series, available in 4 lengths of electrical cable, are composed of transparent lead crystal spheres. The lamp runs on mains power and is suitable for use with LED.

341 • Fabbian Design Book

Multispot Tooby

Nanne de Ru



Multispot Tooby

Nanne de Ru

Il sistema Tooby si compone di sospensioni per interno ed esterno. I rosoni, di forma e dimensioni diverse, sono in alluminio verniciato a polveri bianchi e possono essere forniti con le forature massime previste, oppure possono essere personalizzati su richiesta. I diffusori di Tooby, forniti in 4 lunghezze di cavo elettrico, sono costituiti da elementi cilindrici in vetro borosilicato (Pyrex®) e tappo in finitura anodizzata, con all'interno un elemento cilindrico plastico rigato per diffondere la luce omogeneamente lungo tutto il tubo. L'elettrificazione è a tensione di rete per Led.

Technical info | p. 449



The Tooby system comprises hanging lamps for indoor and outdoor use. The ceiling roses, in different shapes and sizes, are made in white painted aluminium and come either with the standard maximum number of holes, or customised on request. The diffusers of the Tooby series, available in 4 lengths of electrical cable, are composed of cylindrical elements in borosilicate glass (Pyrex®) and a cap with an anodised finish, with a ribbed plastic cylindrical element inside to diffuse the light evenly along the entire tube. Electrification on main voltage for LED lamps.

343 • Fabbian Design Book

Multispot Polair

Flynn Talbot



Multispot Polair

Flynn Talbot

Il sistema Polair si compone di sospensioni per interno ed esterno. I rosoni, di forma e dimensioni diverse, sono in alluminio verniciato a polveri bianchi e possono essere forniti con le forature massime previste, oppure possono essere personalizzati su richiesta. I diffusori di Polair, forniti in 4 lunghezze di cavo elettrico, sono costituiti da elementi conici in vetro borosilicato (Pyrex®) sabbati sul fondo e tappo in finitura verniciata nera opaca. L'elettrificazione è a tensione di rete per LED.

Technical info | p. 449



The Polair system comprises hanging lamps for indoor and outdoor use. The ceiling roses, in different shapes and sizes, are made in white painted aluminium and come either with the standard maximum number of holes, or customised on request. The Polair diffusers come in 4 electric cable lengths, and are composed of borosilicate (Pyrex®) glass conical elements, with a sandblasted base, and a matte black finish cap. Electrification on main voltage: LED.

345 • Fabbian Design Book

Tile





Tile

“La natura come origine del progetto, orizzonti infiniti, moduli singoli o aggregati che aspirano a diventare paesaggi”

“The project is inspired by nature, infinite horizons and is made up of individual modules or groups of modules which create landscapes”

Tile nasce dall'idea di Studio Pamio di creare una lampada, una parete luminosa, uno spazio, partendo dal singolo modulo in vetro. La natura come origine del progetto, orizzonti infiniti, moduli singoli o aggregati che aspirano a diventare paesaggi. Pone le sue radici nello spazio naturale, organico, che suggerisce molteplici aggregazioni. Una lampada modulare leggera, trasparente, mutante, libera da comporre. La formella in vetro diventa quindi un modulo per creare o dividere uno spazio pubblico o privato, consentendo la personalizzazione totale di soluzioni compositive.

Libertà da comporre

Freedom to compose

Tile was based on an idea of Studio Pamio to create a lamp, a luminous wall and a space starting with a single glass module. The project is inspired by nature, infinite horizons and is made up of individual modules or groups of modules which create landscapes. It is based on natural, organic space that allows for many different layouts. A modular, lightweight lamp which is transparent, constantly changing and can be composed freely. The glass tiles are thus modules that can be used to create or divide public and private spaces, allowing fully personalised layouts.

Tile

Pamio Design





Il sistema si costituisce di strutture componibili in metallo da soffitto e parete per interno. Le soluzioni compositive sono illimitate e personalizzabili, a due o un velo elettrificato o ad un velo non elettrificato. Le barre modulari sono disponibili con rivestimenti in alluminio brillantato e alluminio dorato, gli elementi in vetro cristallino stampato sono disponibili trasparenti, color ambra, acquamarina, verde e ametista. Le singole formelle sono sorrette da cavi in acciaio inox. L'elettrificazione è a tensione di rete per lampadine alogene LED e LED.



The system is made up of modular ceiling and wall structures for indoor use. The possible layouts are endless and can be personalised and may consist of one or two electrically powered “veils”, or just one “veil” without electrical power. The modular bars are available in either polished aluminium or gilded aluminium, while the elements in moulded crystalline glass can be transparent or with a tinge of amber, aquamarine, green or amethyst. The individual tiles are supported by stainless steel wires. The lamp runs on mains power and is suitable for use with LED halogen bulbs and LED.





Tripla





Tripla

“Siamo partiti dalla forma basica del triangolo che si evolve nell’elemento volumetrico della piramide”

“We started from the basic triangle, which evolves, acquiring volume to become a pyramid”

I giovani designer di Formidable Studio, vincitori del contest indetto da Fabbian Illuminazione in collaborazione con Desall, hanno dato origine a questa serie di lampade decorative in vetro cristallo. Tripla nasce dalla forma basica del triangolo e si evolve nell’elemento volumetrico della piramide. La sua forma tetraedrica si propone come completamento alla raccolta Fabbian di lampade dalle forme essenziali. Solida e preziosa, riveste la luce con versatilità, eleganza e modularità, permettendo lo sviluppo di diverse applicazioni e adattandosi a tutti gli ambienti.

Rivestire la luce con versatilità, eleganza e modularità

Produces a versatile, elegant and modular light

The young designers of Formidable Studio, winners of the competition organised by Fabbian Illuminazione in collaboration with Desall, came up with this series of highly decorative lamps in crystal. The concept behind Tripla is the basic triangle, which evolves, acquiring volume to become a pyramid. Its tetrahedral shape is a fine addition to Fabbian’s collections of lamps in essential shapes. Its solid, exquisite design produces a versatile, elegant and modular light for different applications and settings.

Tripla

Formidable Studio & Desall





Il sistema Tripla, molto versatile e adattabile and ogni ambiente, offre la possibilità di arricchire e dare unicità a spazi grandi e domestici. La lampada è completamente personalizzabile con la struttura in tre varianti colore: alluminio lucido, grigio antracite e bronzo. Il diffusore è in vetro cristallo, mentre i rosoni sono in due dimensioni e nelle tre finiture prima indicate. L'elettrificazione è a tensione di rete per LED con alimentatore dimmerabile integrato.



The versatile and adaptable Tripla system offers the possibility of enriching and giving uniqueness to large and domestic spaces. The lamp is completely customizable and the structure is available in three finishes: polished aluminum, anthracite and bronze. The diffuser is in crystal glass, while the canopies are in two sizes and in the three finishes indicated above. The lamp runs on mains power for LED as it includes a dimmable driver.

Technical info

Aérostat / F27

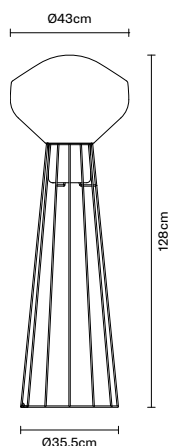
Guillaume Delvigne

Sospensione / Pendant lamp	Code	Light source	Info	Accessories
	F27 A11 19 Brass-plated 24 Black chrome	E27 220-240V 1x13W - LED cod. A10234C01 Max Watt. 150W	Energy label A++ (02) Net weight: 3,69 kg Dimm: TRIAC IP20	Not included: Lampadina / Bulb (pag. 536-537)
	F27 A11 41 Copper			
	F27 A13 19 Brass-plated 24 Black chrome	E27 220-240V 1x13W - LED cod. A10234C01 Max Watt. 150W	Energy label A++ (02) Net weight: 5,01 kg Dimm: TRIAC IP20	Not included: Lampadina / Bulb (pag. 536-537)
	F27 A13 41 Copper			
	F27 B01 19 Brass-plated 24 Black chrome	E14 220-240V 1x5W - LED cod. A10111C01 Max Watt. 46W	Energy label A++ (02) Net weight: 1,81 kg IP20 <input type="checkbox"/>	Not included: Lampadina / Bulb (pag. 536-537)
	F27 B01 41 Copper			
	F27 B03 19 Brass-plated 24 Black chrome	E27 220-240V 1x13W - LED cod. A10234C01 Max Watt. 150W	Energy label A++ (02) Net weight: 4,38 kg IP20 <input type="checkbox"/>	Not included: Lampadina / Bulb (pag. 536-537)
	F27 B03 41 Copper			

Aérostat / F27

Guillaume Delvigne

Terra / Floor lamp



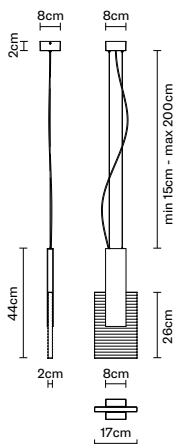
	Code	Light source	Info	Accessories
	F27 C03 19 Brass-plated 24 Black chrome	E27 220-240V 1x13W - LED cod. A10234C01 Max Watt. 150W	Energy label A++ (02) Net weight: 6,29 kg IP20 <input type="checkbox"/>	Not included: Lampadina / Bulb (pag. 536-537)
	F27 C03 41 Copper			

Aérostat

Amulette Art / F56

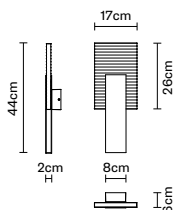
Bernhardt & Vella

Sospensione / Pendant lamp



	Code	Light source	Info	Accessories
	NEW F56 A11 21 Anthracite 78 Pink gold 79 Gold	LED 220-240V 1x5W 3000K Cri 80	Energy label A++ (01) Net weight: 3,10 kg IP20	Included: LED, Alimentatore elettronico / LED, Electronic driver
	NEW F56 A12 21 Anthracite 78 Pink gold 79 Gold	LED 220-240V 1x5W 2700K Cri 80	Energy label A++ (01) Net weight: 3,10 kg IP20	Included: LED, Alimentatore elettronico / LED, Electronic driver

Parete / Wall lamp



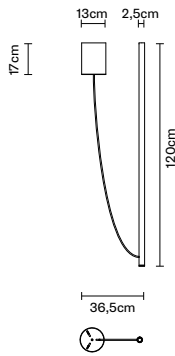
	NEW F56 D11 21 Anthracite 78 Pink gold 79 Gold	LED 220-240V 1x5W 3000K Cri 80	Energy label A++ (01) Net weight: 3,10 kg IP20	Included: LED, Alimentatore elettronico / LED, Electronic driver
	NEW F56 D12 21 Anthracite 78 Pink gold 79 Gold	LED 220-240V 1x5W 2700K Cri 80	Energy label A++ (01) Net weight: 3,10 kg IP20	Included: LED, Alimentatore elettronico / LED, Electronic driver

363 • Fabbian Design Book

Ari / F55

Marco Spatti & Marco Pietro Ricci

Sospensione / Pendant lamp



NEW
F55 A01

01 White
02 Black
76 Bronze

LED 220-240V
1x3.2W
3000K
269lm Cri 80

Energy label
A++ (01)
Net weight: 2,26 kg
Dimm: 1..10V

IP20

Included:
LED, Alimentatore
dimmerabile / LED,
Dimmable driver

Struttura bianca con cavo bianco, struttura nera e bronzo con cavo nero / White structure with white cable, black and bronze structure with black cable

NEW
F55 A02

01 White
02 Black
76 Bronze

LED 220-240V
1x3.2W
2700K
269lm Cri 80

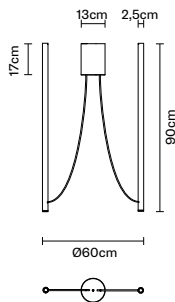
Energy label
A++ (01)
Net weight: 2,26 kg
Dimm: 1..10V

IP20

Included:
LED, Alimentatore
dimmerabile / LED,
Dimmable driver

Struttura bianca con cavo bianco, struttura nera e bronzo con cavo nero / White structure with white cable, black and bronze structure with black cable

Sospensione / Pendant lamp



NEW
F55 A03

01 White
02 Black
76 Bronze

LED 220-240V
2x3.2W
3000K
538lm Cri 80

Energy label
A++ (01)
Net weight: 3,22 kg
Dimm: 1..10V

IP20

Included:
LED, Alimentatore
dimmerabile / LED,
Dimmable driver

Struttura bianca con cavo bianco, struttura nera e bronzo con cavo nero / White structure with white cable, black and bronze structure with black cable

NEW
F55 A04

01 White
02 Black
76 Bronze

LED 220-240V
2x3.2W
2700K
538lm Cri 80

Energy label
A++ (01)
Net weight: 3,22 kg
Dimm: 1..10V

IP20

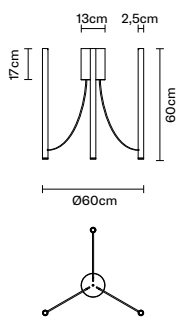
Included:
LED, Alimentatore
dimmerabile / LED,
Dimmable driver

Struttura bianca con cavo bianco, struttura nera e bronzo con cavo nero / White structure with white cable, black and bronze structure with black cable

Ari / F55

Marco Spatti & Marco Pietro Ricci

Sospensione / Pendant lamp



NEW
F55 A05
01 White
02 Black
76 Bronze

LED 220-240V
3x3.2W
3000K
807lm Cri 80

Energy label
A++ (01)
Net weight: 4,09 kg
Dimm: 1..10V

Included:
LED, Alimentatore
dimmerabile / LED,
Dimmable driver

IP20

Struttura bianca con cavo bianco, struttura nera e bronzo con cavo nero / White structure with white cable, black and bronze structure with black cable

NEW
F55 A06
01 White
02 Black
76 Bronze

LED 220-240V
3x3.2W
2700K
807lm Cri 80

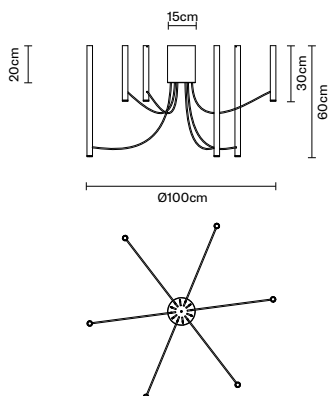
Energy label
A++ (01)
Net weight: 4,09 kg
Dimm: 1..10V

Included:
LED, Alimentatore
dimmerabile / LED,
Dimmable driver

IP20

Struttura bianca con cavo bianco, struttura nera e bronzo con cavo nero / White structure with white cable, black and bronze structure with black cable

Sospensione / Pendant lamp



NEW
F55 A07
01 White
02 Black
76 Bronze

LED 220-240V
6x3.2W
3000K
1614lm Cri 80

Energy label
A++ (01)
Net weight: 6,82 kg
Dimm: 1..10V

Included:
LED, Alimentatore
dimmerabile / LED,
Dimmable driver

IP20

Struttura bianca con cavo bianco, struttura nera e bronzo con cavo nero / White structure with white cable, black and bronze structure with black cable

NEW
F55 A08
01 White
02 Black
76 Bronze

LED 220-240V
6x3.2W
2700K
1614lm Cri 80

Energy label
A++ (01)
Net weight: 6,82 kg
Dimm: 1..10V

Included:
LED, Alimentatore
dimmerabile / LED,
Dimmable driver

IP20

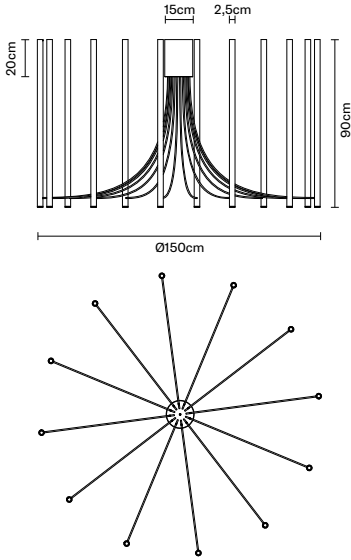
Struttura bianca con cavo bianco, struttura nera e bronzo con cavo nero / White structure with white cable, black and bronze structure with black cable

Ari

Ari / F55

Marco Spatti & Marco Pietro Ricci

Sospensione / Pendant lamp



NEW
F55 A09

01 White
02 Black
76 Bronze

Code

LED 220-240V
12x3.2W
3000K
3228lm Cri 80

Light source

Energy label
A++ (01)
Net weight: 14,62
kg
Dimm: 1..10V

Info

Included:
LED, Alimentatore
dimmerabile / LED,
Dimmable driver

IP20

Struttura bianca con cavo bianco, struttura nera e bronzo con cavo nero / White structure with white cable, black and bronze structure with black cable

NEW
F55 A10

01 White
02 Black
76 Bronze

LED 220-240V
12x3.2W
2700K
3228lm Cri 80

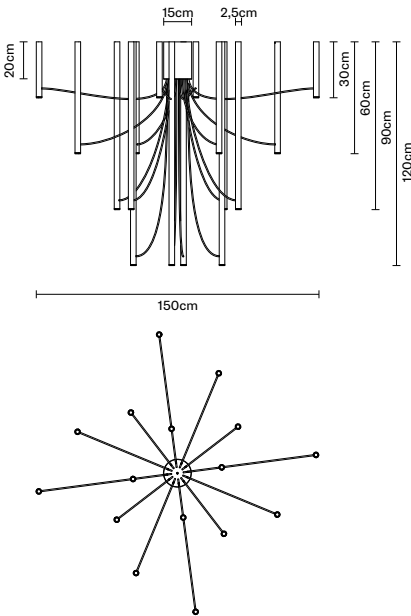
Energy label
A++ (01)
Net weight: 14,62
kg
Dimm: 1..10V

Included:
LED, Alimentatore
dimmerabile / LED,
Dimmable driver

IP20

Struttura bianca con cavo bianco, struttura nera e bronzo con cavo nero / White structure with white cable, black and bronze structure with black cable

Sospensione / Pendant lamp



NEW
F55 A11

01 White
02 Black
76 Bronze

LED 220-240V
16x3.2W
3000K
4304lm Cri 80

Energy label
A++ (01)
Net weight: 18,14
kg
Dimm: 1..10V

Included:
LED, Alimentatore
dimmerabile / LED,
Dimmable driver

IP20

Struttura bianca con cavo bianco, struttura nera e bronzo con cavo nero / White structure with white cable, black and bronze structure with black cable

NEW
F55 A12

01 White
02 Black
76 Bronze

LED 220-240V
16x3.2W
2700K
4304lm Cri 80

Energy label
A++ (01)
Net weight: 18,14
kg
Dimm: 1..10V

Included:
LED, Alimentatore
dimmerabile / LED,
Dimmable driver

IP20

Struttura bianca con cavo bianco, struttura nera e bronzo con cavo nero / White structure with white cable, black and bronze structure with black cable

Sospensione / Pendant lamp



NEW
F55 L01

01 White
02 Black
76 Bronze

LED 1050mA
1x3.2W
3000K
269lm Cri 80

Energy label
A++ (01)
Net weight: 2,37 kg
Dimm: 1..10V

Included:
LED / LED

IP20



NEW
F55 L02

01 White
02 Black
76 Bronze

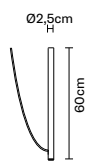
LED 1050mA
1x3.2W
2700K
269lm Cri 80

Cavo 5m. Struttura bianca con cavo bianco, struttura nera e bronzo con cavo nero / Cable 5m. White structure with white cable, black and bronze structure with black cable

Ari / F55

Marco Spatti & Marco Pietro Ricci

Sospensione / Pendant lamp



NEW
F55 L03
01 White
02 Black
76 Bronze

Light source

LED 1050mA
1x3.2W
3000K
269lm Cri 80

Info

Energy label
A++ (01)
Net weight: 2,55 kg
Dimm: 1..10V



Accessories

NEW
F55 L04
01 White
02 Black
76 Bronze

LED 1050mA
1x3.2W
2700K
269lm Cri 80

Cavo 5m. Struttura bianca con cavo bianco, struttura nera e bronzo con cavo nero / Cable 5m. White structure with white cable, black and bronze structure with black cable

Sospensione / Pendant lamp



NEW
F55 L05
01 White
02 Black
76 Bronze

LED 1050mA
1x3.2W
3000K
269lm Cri 80

Energy label
A++ (01)
Net weight: 2,65 kg
Dimm: 1..10V



Included:
LED / LED

NEW
F55 L06
01 White
02 Black
76 Bronze

LED 1050mA
1x3.2W
2700K
269lm Cri 80

Cavo 5m. Struttura bianca con cavo bianco, struttura nera e bronzo con cavo nero / Cable 5m. White structure with white cable, black and bronze structure with black cable

Sospensione / Pendant lamp



NEW
F55 L07
01 White
02 Black
76 Bronze

LED 1050mA
1x3.2W
3000K
269lm Cri 80

Energy label
A++ (01)
Net weight: 2,80 kg
Dimm: 1..10V



Included:
LED / LED

NEW
F55 L08
01 White
02 Black
76 Bronze

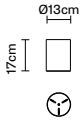
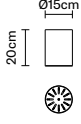
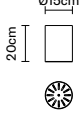
LED 1050mA
1x3.2W
2700K
269lm Cri 80

Cavo 5m. Struttura bianca con cavo bianco, struttura nera e bronzo con cavo nero / Cable 5m. White structure with white cable, black and bronze structure with black cable

Ari

Ari / F55

Marco Spatti & Marco Pietro Ricci

Accessori / Accessories	Code	Light source	Info	Accessories
	<p>NEW</p> <p>F55 M01</p> <p>01 White 02 Black 76 Bronze</p>		<p>Net weight: 1,00 kg Dimm: 1..10V</p> <p>IP20</p>	<p>Included: Alimentatore 25W dimmerabile 1..10V / Driver 25W dimmable 1..10V</p>
	<p>NEW</p> <p>F55 M02</p> <p>01 White 02 Black 76 Bronze</p>		<p>Net weight: 1,30 kg Dimm: 1..10V</p> <p>IP20</p>	<p>Included: Alimentatore 45W dimmerabile 1..10V / Driver 45W dimmable 1..10V</p>
	<p>NEW</p> <p>F55 M03</p> <p>01 White 02 Black 76 Bronze</p>		<p>Net weight: 1,30 kg Dimm: 1..10V</p> <p>IP20</p>	<p>Included: Alimentatore 65W dimmerabile 1..10V / Driver 65W dimmable 1..10V</p>

Rosone per 1-6 luci / Canopy for 1-6 spots

Rosone per 7-12 luci / Canopy for 7-12 spots

Rosone per 13-16 luci / Canopy for 13-16 spots

Ari F55

Componi e personalizza la tua lampada Ari
Compose and customize your Ari lamp

Ari

1. Scelta del numero di punti luce *Choosing the number of spots light*

2. Scelta dei rosoni *Canopies options*

Alimentatore dimmerabile 1..10V incluso
1..10V dimmable driver included

F55L0101 h. 30 cm white 3000K
F55L0102 h. 30 cm black 3000K
F55L0176 h. 30 cm bronze 3000K
F55L0201 h. 30 cm white 2700K
F55L0202 h. 30 cm black 2700K
F55L0276 h. 30 cm bronze 2700K

F55L0301 h. 60 cm white 3000K
F55L0302 h. 60 cm black 3000K
F55L0376 h. 60 cm bronze 3000K
F55L0401 h. 60 cm white 2700K
F55L0402 h. 60 cm black 2700K
F55L0476 h. 60 cm bronze 2700K

F55L0501 h. 90 cm white 3000K
F55L0502 h. 90 cm black 3000K
F55L0576 h. 90 cm bronze 3000K
F55L0601 h. 90 cm white 2700K
F55L0602 h. 90 cm black 2700K
F55L0676 h. 90 cm bronze 2700K

F55L0701 h. 120 cm white 3000K
F55L0702 h. 120 cm black 3000K
F55L0776 h. 120 cm bronze 3000K
F55L0801 h. 120 cm white 2700K
F55L0802 h. 120 cm black 2700K
F55L0876 h. 120 cm bronze 2700K

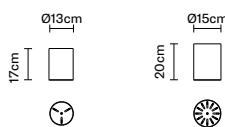


F55M0101 ø13x17cm - white - 25W - 1-6 spots
F55M0102 ø13x17cm - black - 25W - 1-6 spots
F55M0176 ø13x17cm - black - 25W - 1-6 spots

F55M0201 ø15x17cm - white - 45W - 7-12 spots
F55M0202 ø15x17cm - black - 45W - 7-12 spots
F55M0276 ø15x17cm - black - 45W - 7-12 spots

F55M0301 ø15x17cm - white - 65W - 13-16 spots
F55M0302 ø15x17cm - black - 65W - 13-16 spots
F55M0376 ø15x17cm - black - 65W - 13-16 spots

IP20

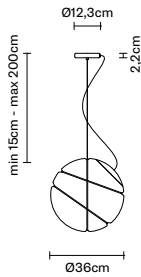


IP20

Armilla / F50

Lorenzo Truant

Sospensione / Pendant lamp



	Code	Light source	Info	Accessories
	F50 A01 01 White	E27 220-240V 1x13W - LED cod. A10234C01 Max Watt. 150W	Energy label A++ (02) Net weight: 3,38 kg Dimm: TRIAC IP40	Not included: Lampadina / Bulb (pag. 536-537)
	F50 A01 14 Satin-finish burnished	E27 220-240V 1x13W - LED cod. A10234C01 Max Watt. 150W	Energy label A++ (02) Net weight: 3,38 kg Dimm: TRIAC IP40	Not included: Lampadina / Bulb (pag. 536-537)
	F50 A03 01 White	E27 220-240V 1x13W - LED cod. A10234C01 Max Watt. 150W	Energy label A++ (02) Net weight: 3,38 kg Dimm: TRIAC IP40	Not included: Lampadina / Bulb (pag. 536-537)
	F50 A03 15 Chrome	E27 220-240V 1x13W - LED cod. A10234C01 Max Watt. 150W	Energy label A++ (02) Net weight: 3,38 kg Dimm: TRIAC IP40	Not included: Lampadina / Bulb (pag. 536-537)
	F50 A05 01 White	E27 220-240V 1x13W - LED cod. A10234C01 Max Watt. 150W	Energy label A++ (02) Net weight: 3,38 kg Dimm: TRIAC IP40	Not included: Lampadina / Bulb (pag. 536-537)
	F50 A05 12 Gold	E27 220-240V 1x13W - LED cod. A10234C01 Max Watt. 150W	Energy label A++ (02) Net weight: 3,38 kg Dimm: TRIAC IP40	Not included: Lampadina / Bulb (pag. 536-537)

Anelli bruniti, rosone e calotta bianchi / Burnished rings, white canopy and cap

Anelli, rosone e calotta bruniti / Burnished rings, canopy and cap

Anelli cromati, rosone e calotta bianchi / Chrome rings, white canopy and cap

Anelli, rosone e calotta cromati / Chrome rings, canopy and cap

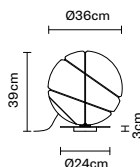
Anelli dorati, rosone e calotta bianchi / Golden rings, white canopy and cap

Anelli, rosone e calotta dorati / Golden rings, canopy and cap

Armilla / F50

Lorenzo Truant

Tavolo / Table lamp



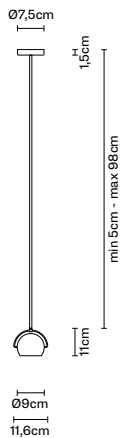
	Code	Light source	Info	Accessories	
	F50 B01 01 White	E27 220-240V 1x13W - LED cod. A10234C01 Max Watt. 150W	Energy label A++ (02) Net weight: 2,93 kg IP40	Not included: Lampadina / Bulb (pag. 536-537)	
	Anelli bruniti, base e calotta bianchi / Burnished rings, white base and cap				
	F50 B01 14 Satin-finish burnished	E27 220-240V 1x13W - LED cod. A10234C01 Max Watt. 150W	Energy label A++ (02) Net weight: 2,93 kg IP40	Not included: Lampadina / Bulb (pag. 536-537)	
	Anelli, base e calotta bruniti / Burnished rings, base and cap				
	F50 B03 01 White	E27 220-240V 1x13W - LED cod. A10234C01 Max Watt. 150W	Energy label A++ (02) Net weight: 2,93 kg IP40	Not included: Lampadina / Bulb (pag. 536-537)	
	Anelli cromati, base e calotta bianchi / Chrome rings, white base and cap				
F50 B03 15 Chrome	E27 220-240V 1x13W - LED cod. A10234C01 Max Watt. 150W	Energy label A++ (02) Net weight: 2,93 kg IP40	Not included: Lampadina / Bulb (pag. 536-537)		
Anelli, base e calotta cromati / Chrome rings, base and cap					
F50 B05 01 White	E27 220-240V 1x13W - LED cod. A10234C01 Max Watt. 150W	Energy label A++ (02) Net weight: 2,93 kg IP40	Not included: Lampadina / Bulb (pag. 536-537)		
Anelli dorati, base e calotta bianchi / Golden rings, white base and cap					
F50 B05 12 Gold	E27 220-240V 1x13W - LED cod. A10234C01 Max Watt. 150W	Energy label A++ (02) Net weight: 2,93 kg IP40	Not included: Lampadina / Bulb (pag. 536-537)		
Anelli, base e calotta dorati / Golden rings, base and cap					

Beluga / D57

Marc Sadler

Sospensione / Pendant lamp

Colour - Steel - White



D57 A11

00 Transparent

D57 A11

03 Red
04 Yellow
31 Blue
41 Copper
43 Green

D57 A05

15 Chrome

D57 A17

01 White

Light source

GU10 220-240V
1x7W - LED
cod. A11105C01

Max Watt. 50W

GU10 220-240V
1x7W - LED
cod. A11105C01

Max Watt. 50W

G9 220-240V
1x3,5W - LED
cod. A11010C01

Max Watt. 48W

Info

Energy label
A++ (02)
Net weight: 1,10 kg
Dimm: TRIAC



Energy label
A++ (02)
Net weight: 0,57 kg
Dimm: TRIAC



Energy label
A++ → D (06)
Net weight: 0,82 kg
Dimm: TRIAC



Accessories

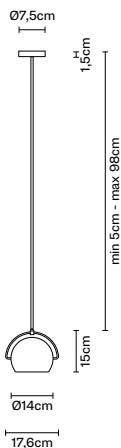
Not included:
Lampadina / Bulb
(pag. 536-537)

Not included:
Lampadina / Bulb
(pag. 536-537)

Not included:
Lampadina / Bulb
(pag. 536-537)

Sospensione / Pendant lamp

Steel - White



D57 A07

15 Chrome

D57 A19

01 White

E27 220-240V
1x10W - LED
cod. A10228C01

Max Watt. 100W

G9 220-240V
1x3,5W - LED
cod. A11010C01

Max Watt. 60W

Energy label
A++ (02)
Net weight: 0,77 kg
Dimm: TRIAC



Energy label
A++ → D (06)
Net weight: 1,05 kg
Dimm: TRIAC




Not included:
Lampadina / Bulb
(pag. 536-537)

Not included:
Lampadina / Bulb
(pag. 536-537)

Marc Sadler

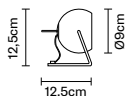
Sospensione / Pendant lamp

Steel - White



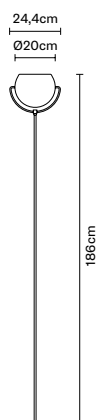
Tavolo / Table lamp

Colour - Steel - White



Terra / Floor lamp

Steel - White



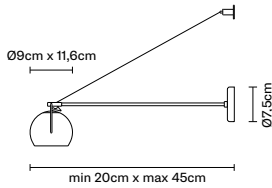
	Code	Light source	Info	Accessories
<p>D57 A09</p> <p>15 Chrome</p>		E27 220-240V 1x13W - LED cod. A10234C01	Energy label A++ (02) Net weight: 1,49 kg Dimm: TRIAC	<p>Not included: Lampadina / Bulb (pag. 536-537)</p>
		Max Watt. 205W	IP20	
<p>D57 A21</p> <p>01 White</p>		E27 220-240V 1x13W - LED cod. A10234C01	Energy label A++ (02) Net weight: 1,26 kg Dimm: TRIAC	<p>Not included: Lampadina / Bulb (pag. 536-537)</p>
		Max Watt. 150W	IP20	
<p>D57 B03</p> <p>00 Transparent</p> <p>D57 B03</p> <p>03 Red 04 Yellow 31 Blue 41 Copper 43 Green</p>		GU10 220-240V 1x7W - LED cod. A11105C01	Energy label A++ (02) Net weight: 0,92 kg	<p>Not included: Lampadina / Bulb (pag. 536-537)</p>
		Max Watt. 50W	IP20	
		D57 B05 <p>15 Chrome</p>	GU10 220-240V 1x7W - LED cod. A11105C01	
	D57 B07 <p>01 White</p>	G9 220-240V 1x3,5W - LED cod. A11010C01	Energy label A++ → D (06) Net weight: 0,92 kg	<p>Not included: Lampadina / Bulb (pag. 536-537)</p>
	Max Watt. 48W	IP20		
<p>D57 C01</p> <p>15 Chrome</p>		E27 220-240V 1x13W - LED cod. A10234C01	Energy label A++ (02) Net weight: 7,61 kg	<p>Not included: Lampadina / Bulb (pag. 536-537) - Variatore di luce / Light dimmer (pag. 534)</p>
		Max Watt. 205W	IP20	
	D57 C11 <p>01 White</p>	E27 220-240V 1x13W - LED cod. A10234C01	Energy label A++ (02) Net weight: 7,84 kg	<p>Not included: Lampadina / Bulb (pag. 536-537) - Variatore di luce / Light dimmer (pag. 534)</p>
	Max Watt. 150W	IP20		

Beluga / D57

Marc Sadler

Parete / Wall lamp

Colour - Steel - White

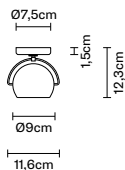


	Code	Light source	Info	Accessories	
<p>D57 D03</p> <p>00 Transparent</p> <hr/> <p>D57 D03</p> <p>03 Red 04 Yellow 31 Blue 41 Copper 43 Green</p>		<p>GU10 220-240V 1x7W - LED cod. A11105C01</p> <p>Max Watt. 50W</p>	<p>Energy label A++ (02) Net weight: 1,00 kg Dimm: TRIAC</p> <p>IP20  </p>	<p>Not included: Lampadina / Bulb (pag. 536-537)</p>	
		<p>D57 D05</p> <p>15 Chrome</p>	<p>GU10 220-240V 1x7W - LED cod. A11105C01</p> <p>Max Watt. 50W</p>		<p>Energy label A++ (02) Net weight: 0,46 kg Dimm: TRIAC</p> <p>IP20  </p>
		<p>D57 D07</p> <p>01 White</p>	<p>G9 220-240V 1x3,5W - LED cod. A11010C01</p> <p>Max Watt. 48W</p>		<p>Energy label A++ → D (06) Net weight: 0,97 kg Dimm: TRIAC</p> <p>IP20  </p> <p></p>
<p>Incasso / Recessed lamp</p>					
<p>Colour</p> 	<p>D57 F01</p> <p>00 Transparent</p> <hr/> <p>D57 F01</p> <p>03 Red 04 Yellow 31 Blue 41 Copper 43 Green</p>	<p>GU10 220-240V 1x7W - LED cod. A11105C01</p> <p>Max Watt. 50W</p>	<p>Energy label A++ (02) Net weight: 1,07 kg Dimm: TRIAC</p> <p>IP20  </p>	<p>Not included: Lampadina / Bulb (pag. 536-537)</p>	

Marc Sadler

Parete-Soffitto / Wall-Ceiling lamp

Colour - Steel - White



D57 G13

00 Transparent

D57 G13

03 Red
04 Yellow
31 Blue
41 Copper
43 Green

D57 G11

15 Chrome

D57 G27

01 White

Light source

GU10 220-240V
1x7W - LED
cod. A11105C01

Max Watt. 50W

GU10 220-240V
1x7W - LED
cod. A11105C01

Max Watt. 50W

G9 220-240V
1x3,5W - LED
cod. A11010C01

Max Watt. 48W

Info

Energy label
A++ (02)
Net weight: 0,88 kg
Dimm: TRIAC



Energy label
A++ (02)
Net weight: 0,35 kg
Dimm: TRIAC



Energy label
A++ → D (06)
Net weight: 0,93 kg
Dimm: TRIAC



Accessories

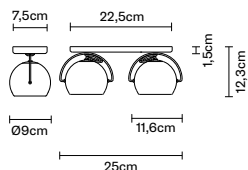
Not included:
Lampadina / Bulb
(pag. 536-537)

Not included:
Lampadina / Bulb
(pag. 536-537)

Not included:
Lampadina / Bulb
(pag. 536-537)

Parete-Soffitto / Wall-Ceiling lamp

Colour - Steel - White



D57 G23

00 Transparent

D57 G23

03 Red
04 Yellow
31 Blue
41 Copper
43 Green

D57 G19

15 Chrome

D57 G29

01 White

GU10 220-240V
2x7W - LED
cod. A11105C01

Max Watt. 2x50W

GU10 220-240V
2x7W - LED
cod. A11105C01

Max Watt. 2x50W

G9 220-240V
2x3,5W - LED
cod. A11010C01

Max Watt. 2x48W

Energy label
A++ (02)
Net weight: 1,94 kg
Dimm: TRIAC



Energy label
A++ (02)
Net weight: 0,89 kg
Dimm: TRIAC



Energy label
A++ → D (06)
Net weight: 0,99 kg
Dimm: TRIAC



Not included:
Lampadina / Bulb
(pag. 536-537)

Not included:
Lampadina / Bulb
(pag. 536-537)

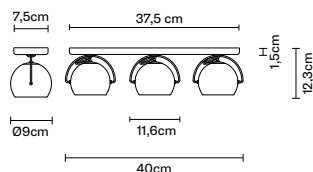
Not included:
Lampadina / Bulb
(pag. 536-537)

Beluga / D57

Marc Sadler

Parete-Soffitto / Wall-Ceiling lamp

Colour - Steel - White



D57 G25

00 Transparent

D57 G25

03 Red
04 Yellow
31 Blue
41 Copper
43 Green

D57 G21

15 Chrome

D57 G31

01 White

Light source

GU10 220-240V
3x7W - LED
cod. A11105C01

Max Watt. 3x50W

GU10 220-240V
3x7W - LED
cod. A11105C01

Max Watt. 3x50W

G9 220-240V
3x3,5W - LED
cod. A11010C01

Max Watt. 3x48W

Info

Energy label
A++ (02)
Net weight: 2,95 kg
Dimm: TRIAC



Energy label
A++ (02)
Net weight: 1,39 kg
Dimm: TRIAC



Energy label
A++ → D (06)
Net weight: 0,93 kg
Dimm: TRIAC



Accessories

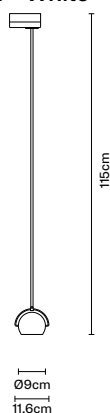
Not included:
Lampadina / Bulb
(pag. 536-537)

Not included:
Lampadina / Bulb
(pag. 536-537)

Not included:
Lampadina / Bulb
(pag. 536-537)

Binario / Track

Colour - Steel - White



D57 J05

00 Transparent

D57 J05

03 Red
04 Yellow
31 Blue
41 Copper
43 Green

D57 J01

15 Chrome

D57 J13

01 White

GU10 220-240V
1x7W - LED
cod. A11105C01

Max Watt. 50W

GU10 220-240V
1x7W - LED
cod. A11105C01

Max Watt. 50W

G9 220-240V
1x3,5W - LED
cod. A11010C01

Max Watt. 48W

Energy label
A++ (02)
Net weight: 1,03 kg
Dimm: TRIAC



Energy label
A++ (02)
Net weight: 0,50 kg
Dimm: TRIAC



Energy label
A++ → D (06)
Net weight: 1,10 kg
Dimm: TRIAC



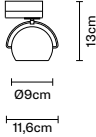









Not included:
Lampadina / Bulb
(pag. 536-537)
- Binario / Track
(pag. 535)

Not included:
Lampadina / Bulb
(pag. 536-537)
- Binario / Track
(pag. 535)

Not included:
Lampadina / Bulb
(pag. 536-537)
- Binario / Track
(pag. 535)

Beluga / D57

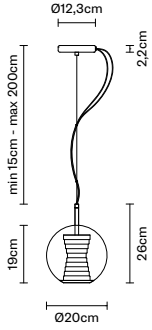
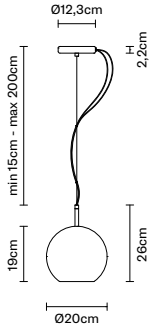
Marc Sadler

Binario / Track	Code	Light source	Info	Accessories
<p>Colour - Steel - White</p> 	<p>D57 J07</p> <p>00 Transparent</p>	<p>GU10 220-240V 1x7W - LED cod. A11105C01</p> <p>Max Watt. 50W</p>	<p>Energy label A++ (02) Net weight: 0,86 kg Dimm: TRIAC</p> <p>IP20  </p>	<p>Not included: Lampadina / Bulb (pag. 536-537) - Binario / Track (pag. 535)</p>
	<p>D57 J07</p> <p>03 Red 04 Yellow 31 Blue 41 Copper 43 Green</p>	<p>GU10 220-240V 1x7W - LED cod. A11105C01</p> <p>Max Watt. 50W</p>	<p>Energy label A++ (02) Net weight: 0,32 kg Dimm: TRIAC</p> <p>IP20  </p>	
	<p>D57 J15</p> <p>15 Chrome</p>	<p>GU10 220-240V 1x7W - LED cod. A11105C01</p> <p>Max Watt. 50W</p>	<p>Energy label A++ (02) Net weight: 0,32 kg Dimm: TRIAC</p> <p>IP20  </p>	
	<p>D57 J03</p> <p>01 White</p>	<p>G9 220-240V 1x3,5W - LED cod. A11010C01</p> <p>Max Watt. 48W</p>	<p>Energy label A++ → D (06) Net weight: 0,76 kg Dimm: TRIAC</p> <p>IP20   </p>	<p>Not included: Lampadina / Bulb (pag. 536-537) - Binario / Track (pag. 535)</p>

Beluga

Beluga Royal / D57

Marc Sadler

Sospensione / Pendant lamp	Code	Light source	Info	Accessories
	<p>D57 A51</p> <p>12 Gold 34 Titanium 41 Copper</p>	<p>LED 220-240V 1x8.7W 3000K Cri 80+</p>	<p>Energy label A++ (01) Net weight: 1,22 kg Dimm: TRIAC</p> <p>IP40</p>	<p>Included: LED, Kit per decentramento / LED, Off-center cable fastener</p>
<p>Sospensione / Pendant lamp</p> 	<p>D57 A57</p> <p>12 Gold 34 Titanium 41 Copper</p>	<p>E14 220-240V 1x5W - LED cod. A10111C01</p> <p>Max Watt. 46W</p>	<p>Energy label A++ (01) Net weight: 1,22 kg Dimm: TRIAC</p> <p>IP20</p>	<p>Included: Kit per decentramento / Off-center cable fastener</p> <p>Not included: Lampadina / Bulb (pag. 536-537)</p>

377 • Fabbian Design Book

Beluga Royal / D57

Marc Sadler

Sospensione / Pendant lamp	Code	Light source	Info	Accessories
<p>Technical drawing of pendant lamp D57 A53. Dimensions: Ø12,3cm, H 2,2cm, min 15cm - max 200cm, 28cm, Ø30cm, 40,5cm.</p>	<p>D57 A53</p> <p>12 Gold 34 Titanium 41 Copper</p>	<p>LED 220-240V 1x17W 3000K Cri 80+</p>	<p>Energy label A++ (01) Net weight: 2,46 kg Dimm: TRIAC</p> <p>IP40</p>	<p>Included: LED, Kit per decentramento / LED, Off-center cable fastener</p>
<p>Technical drawing of pendant lamp D57 A59. Dimensions: Ø12,3cm, H 2,2cm, min 15cm - max 200cm, 28cm, Ø30cm, 40,5cm.</p>	<p>D57 A59</p> <p>12 Gold 34 Titanium 41 Copper</p>	<p>E27 220-240V 1x22W - LED cod. A10231C01 Max Watt. 150W</p>	<p>Energy label A++ (01) Net weight: 2,46 kg Dimm: TRIAC</p> <p>IP20</p>	<p>Included: Kit per decentramento / Off-center cable fastener</p> <p>Not included: Lampadina / Bulb (pag. 536-537)</p>
<p>Technical drawing of pendant lamp D57 A55. Dimensions: Ø12,3cm, H 2,2cm, min 15cm - max 200cm, 39cm, Ø40cm, 51cm.</p>	<p>D57 A55</p> <p>12 Gold 34 Titanium 41 Copper</p>	<p>LED 220-240V 1x17W 3000K Cri 80+</p>	<p>Energy label A++ (01) Net weight: 4,64 kg Dimm: TRIAC</p> <p>IP40</p>	<p>Included: LED, Kit per decentramento / LED, Off-center cable fastener</p>
<p>Technical drawing of pendant lamp D57 A61. Dimensions: Ø12,3cm, H 2,2cm, min 15cm - max 200cm, 39cm, Ø40cm, 51cm.</p>	<p>D57 A61</p> <p>12 Gold 34 Titanium 41 Copper</p>	<p>E27 220-240V 1x22W - LED cod. A10231C01 Max Watt. 150W</p>	<p>Energy label A++ (01) Net weight: 4,64 kg Dimm: TRIAC</p> <p>IP20</p>	<p>Included: Kit per decentramento / Off-center cable fastener</p> <p>Not included: Lampadina / Bulb (pag. 536-537)</p>

Bijou / D75

Prospero Rasulo


Sospensione / Pendant lamp	Code	Light source	Info	Accessories
	<p>D75 A01</p> <p>01 White 02 Black</p>	<p>GU10 220-240V 1x7W - LED cod. A11105C01</p> <p>Max Watt. 50W</p>	<p>Energy label A++ (02) Net weight: 0,63 kg Dimm: TRIAC</p> <p>IP20</p>	<p>Not included: Lampadina / Bulb (pag. 536-537)</p>
	<p>D75 A01</p> <p>15 Chrome</p>			
	<p>D75 A05</p> <p>01 White 02 Black</p>	<p>E27 220-240V 1x13W - LED cod. A10234C01</p> <p>Max Watt. 205W</p>	<p>Energy label A++ (02) Net weight: 1,42 kg Dimm: TRIAC</p> <p>IP20</p>	<p>Not included: Lampadina / Bulb (pag. 536-537)</p>
	<p>D75 A05</p> <p>15 Chrome</p>			
	<p>D75 C01</p> <p>01 White 02 Black</p>	<p>E27 220-240V 1x13W - LED cod. A10234C01</p> <p>Max Watt. 205W</p>	<p>Energy label A++ (02) Net weight: 8,20 kg</p> <p>IP20 <input type="checkbox"/></p>	<p>Not included: Lampadina / Bulb (pag. 536-537) - Variatore di luce / Light dimmer (pag. 198)</p>
	<p>D75 C01</p> <p>15 Chrome</p>			
	<p>D75 D15</p> <p>01 White 02 Black</p>	<p>LED 220-240V 1x8.7W 3000K Cri 80+</p>	<p>Energy label A++ (01) Net weight: 0,48 kg Dimm: TRIAC</p> <p>IP44</p>	<p>Included: LED / LED</p>
	<p>D75 D15</p> <p>15 Chrome</p>			

2 tagli di luce larghi / 2 wide light beams

Claque / F43

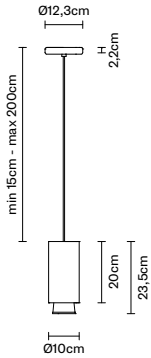
Marc Sadler

Sospensione / Pendant lamp



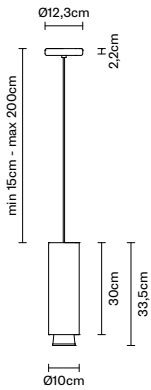
Code	Light source	Info	Accessories
F43 A01 01 White	LED 220-240V 1x20W 34° 3000K 1700lm Cri 90+	Energy label A++ (01) Net weight: 1,05 kg Dimm: TRIAC	Included: LED / LED
F43 A01 76 Bronze		IP40	
F43 A02 01 White	LED 220-240V 1x20W 34° 2700K 1700lm Cri 90+	Energy label A++ (01) Net weight: 1,05 kg Dimm: TRIAC	Included: LED / LED
F43 A02 76 Bronze		IP40	

Sospensione / Pendant lamp



F43 A03 01 White	LED 220-240V 1x20W 34° 3000K 1700lm Cri 90+	Energy label A++ (01) Net weight: 1,45 kg Dimm: TRIAC	Included: LED / LED
F43 A03 76 Bronze		IP40	
F43 A04 01 White	LED 220-240V 1x20W 34° 2700K 1700lm Cri 90+	Energy label A++ (01) Net weight: 1,45 kg Dimm: TRIAC	Included: LED / LED
F43 A04 76 Bronze		IP40	

Sospensione / Pendant lamp

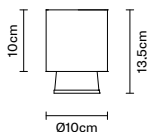


F43 A05 01 White	LED 220-240V 1x20W 34° 3000K 1700lm Cri 90+	Energy label A++ (01) Net weight: 1,82 kg Dimm: TRIAC	Included: LED / LED
F43 A05 76 Bronze		IP40	
F43 A06 01 White	LED 220-240V 1x20W 34° 2700K 1700lm Cri 90+	Energy label A++ (01) Net weight: 1,82 kg Dimm: TRIAC	Included: LED / LED
F43 A06 76 Bronze		IP40	

Claque / F43

Marc Sadler

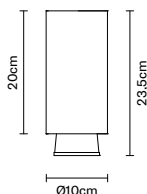
Soffitto / Ceiling lamp



Code	Light source	Info	Accessories
F43 E01 01 White	LED 220-240V 1x20W 34° 3000K 1700lm Cri 90+	Energy label A++ (01) Net weight: 0,84 kg Dimm: TRIAC	Included: LED / LED
F43 E01 76 Bronze		IP40	
F43 E02 01 White	LED 220-240V 1x20W 34° 2700K 1700lm Cri 90+	Energy label A++ (01) Net weight: 0,84 kg Dimm: TRIAC	Included: LED / LED
F43 E02 76 Bronze		IP40	

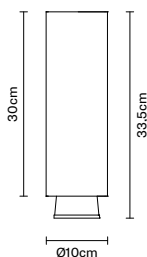
Claque

Soffitto / Ceiling lamp



F43 E03 01 White	LED 220-240V 1x20W 34° 3000K 1700lm Cri 90+	Energy label A++ (01) Net weight: 1,25 kg Dimm: TRIAC	Included: LED / LED
F43 E03 76 Bronze		IP40	
F43 E04 01 White	LED 220-240V 1x20W 34° 2700K 1700lm Cri 90+	Energy label A++ (01) Net weight: 1,25 kg Dimm: TRIAC	Included: LED / LED
F43 E04 76 Bronze		IP40	

Soffitto / Ceiling lamp

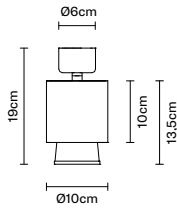


F43 E05 01 White	LED 220-240V 1x20W 34° 3000K 1700lm Cri 90+	Energy label A++ (01) Net weight: 1,61 kg Dimm: TRIAC	Included: LED / LED
F43 E05 76 Bronze		IP40	
F43 E06 01 White	LED 220-240V 1x20W 34° 2700K 1700lm Cri 90+	Energy label A++ (01) Net weight: 1,61 kg Dimm: TRIAC	Included: LED / LED
F43 E06 76 Bronze		IP40	

Claque / F43

Marc Sadler

Soffitto / Ceiling lamp



F43 E07

01 White

F43 E07

76 Bronze

F43 E08

01 White

F43 E08

76 Bronze

Light source

LED 220-240V
1x20W 34°
3000K
1700lm Cri 90+

LED 220-240V
1x20W 34°
2700K
1700lm Cri 90+

Info

Energy label
A++ (01)
Net weight: 0,93 kg
Dimm: TRIAC



Energy label
A++ (01)
Net weight: 0,93 kg
Dimm: TRIAC

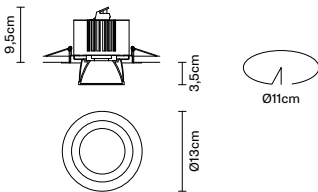


Accessories

Included:
LED / LED

Included:
LED / LED

Incasso / Recessed lamp



F43 F01

01 White

F43 F01

76 Bronze

F43 F02

01 White

F43 F02

76 Bronze

LED 220-240V
1x20W 34°
3000K
1700lm Cri 90+

LED 220-240V
1x20W 34°
2700K
1700lm Cri 90+

Energy label
A++ (01)
Net weight: 0,50 kg
Dimm: TRIAC

IP40

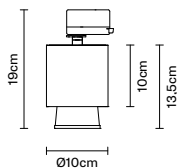
Energy label
A++ (01)
Net weight: 0,50 kg
Dimm: TRIAC

IP40

Included:
LED / LED

Included:
LED / LED

Binario / Track



F43 J01

01 White

F43 J01

76 Bronze

F43 J02

01 White

F43 J02

76 Bronze

LED 220-240V
1x20W 34°
3000K
1700lm Cri 90+

LED 220-240V
1x20W 34°
2700K
1700lm Cri 90+

Energy label
A++ (01)
Net weight: 0,84 kg
Dimm: TRIAC



Energy label
A++ (01)
Net weight: 0,84 kg
Dimm: TRIAC



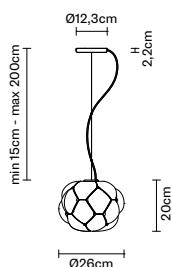
Included:
LED / LED
Not included:
Binario / Track
(pag. 535)

Included:
LED / LED
Not included:
Binario / Track
(pag. 535)

Cloudy / F21

Mathieu Lehanneur

Sospensione / Pendant lamp



F21 A03

71 Translucent white

Light source

E27 220-240V
1x18W - LED
cod. A10225C01
Max Watt. 100W

Info

Energy label
A++ (02)
Net weight: 2,02 kg
Dimm: TRIAC
IP20

Accessories

Included:
Kit per decentramento / Off-center cable fastener
Not included:
Lampadina / Bulb (pag. 536-537)

F21 A01

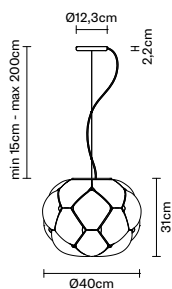
71 Translucent white

LED 220-240V
1x8.7W
3000K
Cri 80+

Energy label
A++ (01)
Net weight: 1,95 kg
Dimm: TRIAC
IP20

Included:
LED, Kit per decentramento / LED, Off-center cable fastener

Sospensione / Pendant lamp



F21 A05

71 Translucent white

E27 220-240V
1x18W - LED
cod. A10225C01
Max Watt. 150W

Energy label
A++ (02)
Net weight: 4,01 kg
Dimm: TRIAC
IP20

Included:
Kit per decentramento / Off-center cable fastener
Not included:
Lampadina / Bulb (pag. 536-537)

F21 A02

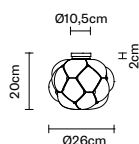
71 Translucent white

LED 220-240V
1x17W
3000K
Cri 80+

Energy label
A++ (01)
Net weight: 3,66 kg
Dimm: TRIAC
IP20

Included:
LED, Kit per decentramento / LED, Off-center cable fastener

Soffitto / Ceiling lamp



F21 E03

71 Translucent white

E27 220-240V
1x18W - LED
cod. A10225C01
Max Watt. 100W

Energy label
A++ (02)
Net weight: 1,57 kg
Dimm: TRIAC
IP40

Not included:
Lampadina / Bulb (pag. 536-537)

F21 E01

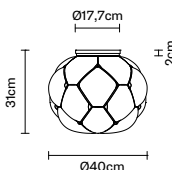
71 Translucent white

LED 220-240V
1x8.7W
3000K
Cri 80+

Energy label
A++ (01)
Net weight: 1,67 kg
Dimm: TRIAC
IP40

Included:
LED / LED

Soffitto / Ceiling lamp



F21 E05

71 Translucent white

E27 220-240V
1x18W - LED
cod. A10225C01
Max Watt. 150W

Energy label
A++ (02)
Net weight: 3,05 kg
Dimm: TRIAC
IP40

Not included:
Lampadina / Bulb (pag. 536-537)

F21 E02

71 Translucent white

LED 220-240V
1x17W
3000K
Cri 80+

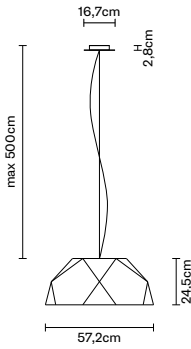
Energy label
A++ (01)
Net weight: 4,31 kg
Dimm: TRIAC
IP40

Included:
LED / LED

Crio / D81

Gio Minelli

Sospensione / Pendant lamp



D81 A01

01 White

D81 A01

48 Dark wood colour

D81 A09

01 White

D81 A09

48 Dark wood colour

Light source

E27 220-240V
5x18W - LED
cod. A10225C01

Max Watt. 5x18W

LED 220-240V
3x17.5W
3000K
Cri 90+

Info

Energy label
A++ (02)
Net weight: 6,23 kg
Dimm: TRIAC

IP20

Energy label
A++ (01)
Net weight: 6,38 kg
Dimm: DALI - PUSH

IP20

Energy label
A++ (01)
Net weight: 6,24 kg
Dimm: DALI - PUSH

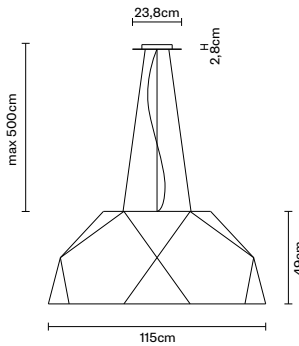
IP20

Accessories

Not included:
Lampadina / Bulb
(pag. 536-537)

Included:
LED, Alimentatore
elettronico
dimmerabile /
LED, Dimmable
electronic driver

Sospensione / Pendant lamp



D81 A03

01 White

D81 A03

48 Dark wood colour

D81 A13

01 White

D81 A13

48 Dark wood colour

E27 220-240V
10x18W - LED
cod. A10225C01

Max Watt. 10x22W

LED 220-240V
5x27.8W
3000K
Cri 90+

Energy label
A++ (02)
Net weight: 21,37
kg
Dimm: TRIAC

IP20

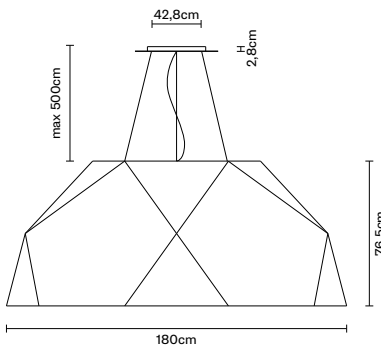
Energy label
A++ (01)
Net weight: 21,36
kg
Dimm: DALI - PUSH

IP20

Not included:
Lampadina / Bulb
(pag. 536-537)

Included:
LED, Alimentatore
elettronico
dimmerabile /
LED, Dimmable
electronic driver

Sospensione / Pendant lamp



D81 A17

01 White

D81 A17

48 Dark wood colour

LED 220-240V
6x27.8W
3000K
Cri 90+

Energy label
A++ (01)
Net weight: - kg
Dimm: DALI - PUSH


IP20

Included:
LED, Alimentatore
elettronico
dimmerabile /
LED, Dimmable
electronic driver

Cubetto / D28

Pamio Design

Sospensione / Pendant lamp



D28 A01
00 Transparent

D28 A01
01 White
02 Black

Light source

GU10 220-240V
 1x7W - LED
 cod. A11105C01
 Max Watt. 50W

Info

Energy label
 A++ (02)
 Net weight: 1,63 kg
 Dimm: TRIAC

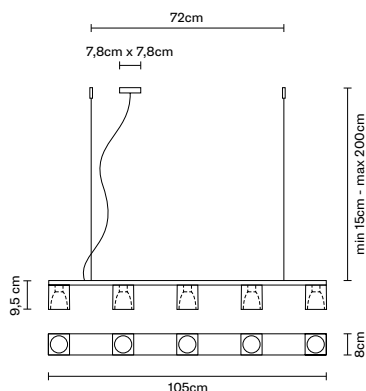


Accessories

Not included:
 Lampadina / Bulb
 (pag. 536-537)

Struttura cromata lucida / Polished chrome structure

Sospensione / Pendant lamp



D28 A05
00 Transparent

G9 220-240V
 5x3,5W - LED
 cod. A11010C01
 Max Watt. 5x48W

Energy label
 A++ → D (06)
 Net weight: 7,29 kg
 Dimm: TRIAC



Not included:
 Lampadina / Bulb
 (pag. 536-537)

Struttura cromata lucida / Polished chrome structure

D28 A06
00 Transparent

D28 A06
01 White
02 Black

GU10 220-240V
 5x7W - LED
 cod. A11105C01
 Max Watt. 5x50W

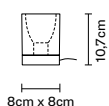
Energy label
 A++ (02)
 Net weight: 7,28 kg
 Dimm: TRIAC



Not included:
 Lampadina / Bulb
 (pag. 536-537)

Struttura cromata lucida / Polished chrome structure

Tavolo / Table lamp



D28 B01
00 Transparent

E14 220-240V
 1x5W - LED
 cod. A10111C01
 Max Watt. 50W

Energy label
 A++ (02)
 Net weight: 1,28 kg



Not included:
 Lampadina / Bulb
 (pag. 536-537)

Struttura cromata lucida / Polished chrome structure

D28 B03
00 Transparent

D28 B03
01 White
02 Black

GU10 220-240V
 1x7W - LED
 cod. A11105C01
 Max Watt. 50W

Energy label
 A++ (02)
 Net weight: 1,39 kg



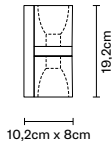
Not included:
 Lampadina / Bulb
 (pag. 536-537)

Struttura cromata lucida / Polished chrome structure

Cubetto / D28

Pamio Design

Parete / Wall lamp



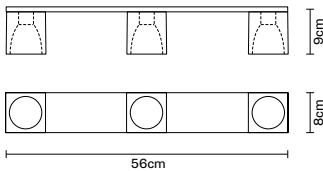
Code	Light source	Info	Accessories
D28 D01 00 Transparent	GU10 220-240V 2x7W - LED cod. A11105C01 Max Watt. 2x50W	Energy label A++ (02) Net weight: 2,52 kg Dimm: TRIAC IP20 <input type="checkbox"/>	Included: Doppia accensione / Double switch Not included: Lampadina / Bulb (pag. 536-537)
D28 D01 01 White 02 Black			
D28 D02 00 Transparent	G9 220-240V 2x3,5W - LED cod. A11010C01 Max Watt. 2x48W	Energy label A++ → D (06) Net weight: 2,89 kg Dimm: TRIAC IP20 <input type="checkbox"/>	Included: Doppia accensione / Double switch Not included: Lampadina / Bulb (pag. 536-537)

Soffitto / Ceiling lamp



D28 E01 00 Transparent	GU10 220-240V 1x7W - LED cod. A11105C01 Max Watt. 50W	Energy label A++ (02) Net weight: 1,27 kg Dimm: TRIAC IP20 <input type="checkbox"/>	Not included: Lampadina / Bulb (pag. 536-537)
D28 E01 01 White 02 Black			

Soffitto / Ceiling lamp



D28 E03 00 Transparent	GU10 220-240V 3x7W - LED cod. A11105C01 Max Watt. 3x50W	Energy label A++ (02) Net weight: 3,41 kg Dimm: TRIAC IP20 <input type="checkbox"/>	Not included: Lampadina / Bulb (pag. 536-537)
D28 E03 01 White 02 Black			
D28 E04 00 Transparent	G9 220-240V 3x3,5W - LED cod. A11010C01 Max Watt. 3x48W	Energy label A++ → D (06) Net weight: 3,87 kg Dimm: TRIAC IP20 <input type="checkbox"/>	Not included: Lampadina / Bulb (pag. 536-537)

Cubetto / D28

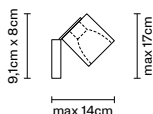
Pamio Design

Parete-Soffitto / Wall-Ceiling lamp



Code	Light source	Info	Accessories
<p>D28 G01</p> <p>00 Transparent</p>	<p>E14 220-240V 1x5W - LED cod. A10111C01</p> <p>Max Watt. 46W</p>	<p>Energy label A++ (01) Net weight: 1,00 kg Dimm: TRIAC</p> <p>IP20 </p>	<p>Not included: Lampadina / Bulb (pag. 536-537)</p>
<i>Struttura cromata lucida / Polished chrome structure</i>			
<p>D28 G02</p> <p>00 Transparent</p>	<p>G9 220-240V 1x3,5W - LED cod. A11010C01</p> <p>Max Watt. 48W</p>	<p>Energy label A++ → D (06) Net weight: 1,28 kg Dimm: TRIAC</p> <p>IP20 </p>	<p>Not included: Lampadina / Bulb (pag. 536-537)</p>
<i>Struttura cromata lucida / Polished chrome structure</i>			

Parete-Soffitto / Wall-Ceiling lamp




<p>D28 G03</p> <p>00 Transparent</p>	<p>GU10 220-240V 1x7W - LED cod. A11105C01</p> <p>Max Watt. 50W</p>	<p>Energy label A++ (02) Net weight: 1,25 kg Dimm: TRIAC</p> <p>IP20 </p>	<p>Not included: Lampadina / Bulb (pag. 536-537)</p>
<i>Struttura cromata lucida / Polished chrome structure</i>			
<p>D28 G03</p> <p>01 White 02 Black</p>			
<p>D28 G89</p> <p>00 Transparent</p>	<p>GU10 220-240V 1x7W - LED cod. A11105C01</p> <p>Max Watt. 50W</p>	<p>Energy label A++ (02) Net weight: 1,50 kg Dimm: TRIAC</p> <p>IP20 </p>	<p>Not included: Lampadina / Bulb (pag. 536-537)</p>
<i>Struttura metallica ramata / Copper metal structure</i>			
<p>D28 G04</p> <p>00 Transparent</p>	<p>G9 220-240V 1x3,5W - LED cod. A11010C01</p> <p>Max Watt. 48W</p>	<p>Energy label A++ → D (06) Net weight: 1,31 kg Dimm: TRIAC</p> <p>IP20 </p>	<p>Not included: Lampadina / Bulb (pag. 536-537)</p>
<i>Struttura cromata lucida / Polished chrome structure</i>			

Cubetto

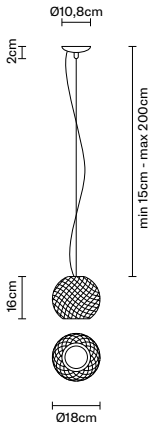
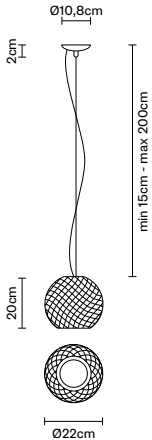
Cubetto / D28

Pamio Design

Accessori / Accessories	Code	Light source	Info	Accessories
	D28 Z01		Net weight: 1,21 kg	
	00 Transparent			
	D28 Z02		Net weight: 0,96 kg	
	01 White 02 Black			
	D28 Z01 C4		Net weight: 4,65 kg	
	00 Transparent	Confezione 4 pz. / Set 4 pcs.		
	D28 Z02 C4		Net weight: 4,60 kg	
	01 White 02 Black	Confezione 4 pz. / Set 4 pcs.		

Diamond&Swirl / D82

Technical Design

Sospensione / Pendant lamp	Code	Light source	Info	Accessories
Diamond 	D82 A01	G9 220-240V 1x3,5W - LED cod. A11010C01 Max Watt. 60W	Energy label A++ → D (06) Net weight: 2,85 kg Dimm: TRIAC IP20	Included: Kit per decentramento / Off-center cable fastener Not included: Lampadina / Bulb (pag. 536-537)
	00 Transparent			
Sospensione / Pendant lamp Diamond 	D82 A03	G9 220-240V 1x3,5W - LED cod. A11010C01 Max Watt. 60W	Energy label A++ → D (06) Net weight: 4,94 kg Dimm: TRIAC IP20	Included: Kit per decentramento / Off-center cable fastener Not included: Lampadina / Bulb (pag. 536-537)
	00 Transparent			

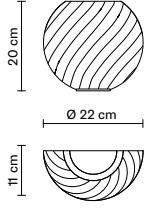
Diamond&Swirl / D82

Technical Design

Parete / Wall lamp	Code	Light source	Info	Accessories
<p>Diamond</p>	<p>D82 D01</p> <p>01 White 02 Black</p>	<p>G9 220-240V 1x3,5W - LED cod. A11010C01</p> <p>Max Watt. 60W</p>	<p>Energy label A++ → D (06) Net weight: 0,77 kg Dimm: TRIAC</p> <p>IP20</p>	<p>Not included: Lampadina / Bulb (pag. 536-537)</p>
<p>Parete / Wall lamp</p>				
<p>Diamond</p>	<p>D82 D99</p> <p>00 Transparent</p>	<p>R7s (78 mm) 220-240V 1x7W - LED cod. A11509C01</p> <p>Max Watt. 80W</p>	<p>Energy label A++ → C (04) Net weight: 2,72 kg Dimm: TRIAC</p> <p>IP20</p>	<p>Not included: Lampadina / Bulb (pag. 536-537)</p>
<p>Sospensione / Pendant lamp</p>				
<p>Swirl</p>	<p>D82 A05</p> <p>00 Transparent</p>	<p>G9 220-240V 1x3,5W - LED cod. A11010C01</p> <p>Max Watt. 60W</p>	<p>Energy label A++ → D (06) Net weight: 3,10 kg Dimm: TRIAC</p> <p>IP20</p>	<p>Included: Kit per decentramento / Off-center cable fastener</p> <p>Not included: Lampadina / Bulb (pag. 536-537)</p>
<p>Sospensione / Pendant lamp</p>				
<p>Swirl</p>	<p>D82 A07</p> <p>00 Transparent</p>	<p>G9 220-240V 1x3,5W - LED cod. A11010C01</p> <p>Max Watt. 60W</p>	<p>Energy label A++ → D (06) Net weight: 5,04 kg Dimm: TRIAC</p> <p>IP20</p>	<p>Included: Kit per decentramento / Off-center cable fastener</p> <p>Not included: Lampadina / Bulb (pag. 536-537)</p>

Diamond&Swirl / D82

Technical Design

Parete / Wall lamp	Code	Light source	Info	Accessories
<p>Swirl</p> 	<p>D82 D98</p> <p>00 Transparent</p>	<p>R7s (78 mm) 220-240V 1x15W - LED cod. A11509C01</p> <p>Max Watt. 80W</p>	<p>Energy label A++ → C (04) Net weight: 2,78 kg Dimm: TRIAC</p> <p>IP20</p>	<p>Not included: Lampadina / Bulb (pag. 536-537)</p>

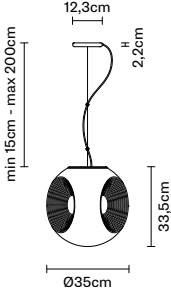
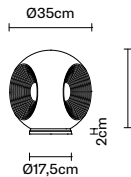
Enck / F17

Francesco Lucchese

Parete-Soffitto / Wall-Ceiling lamp	Code	Light source	Info	Accessories
	<p>F17 G01</p> <p>01 White</p>	<p>R7s (118mm) 220-240V 1x15W - LED cod. A11510C01</p> <p>Max Watt. 230W</p>	<p>Energy label A++ → D (06) Net weight: 1,21 kg Dimm: TRIAC</p> <p>IP20</p>	<p>Not included: Lampadina / Bulb (pag. 536-537)</p>
	<p>F17 G03</p> <p>01 White</p>	<p>LED 220-240V 4x4.5W 3000K Cri 80+</p>	<p>Energy label A++ (01) Net weight: 1,27 kg Dimm: TRIAC</p> <p>IP40</p>	<p>Included: LED / LED</p>

Eyes / F34

Matali Crasset

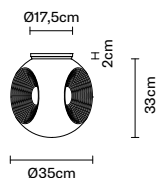
Sospensione / Pendant lamp	Code	Light source	Info	Accessories
	<p>F34 A01</p> <p>00 Transparent 01 White</p>	<p>E27 220-240V 1x11W - LED cod. A10230C01</p> <p>Max Watt. 150W</p>	<p>Energy label A++ (02) Net weight: 3,91 kg Dimm: TRIAC</p> <p>IP20</p>	<p>Not included: Lampadina / Bulb (pag. 536-537)</p>
<p>Tavolo / Table lamp</p> 	<p>F34 B01</p> <p>00 Transparent 01 White</p>	<p>E27 220-240V 1x11W - LED cod. A10230C01</p> <p>Max Watt. 150W</p>	<p>Energy label A++ (02) Net weight: 3,94 kg</p> <p>IP40 <input type="checkbox"/></p>	<p>Not included: Lampadina / Bulb (pag. 536-537)</p>

Struttura verniciata bianca / White painted structure

Eyes / F34

Matali Crasset

Parete-Soffitto / Wall-Ceiling lamp



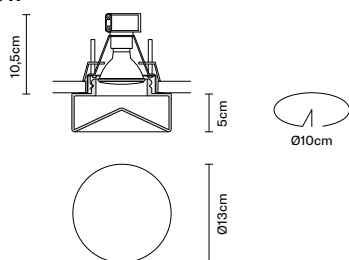
Code	Light source	Info	Accessories
F34 G01 00 Transparent 01 White	E27 220-240V 1x11W - LED cod. A10230C01 Max Watt. 150W	Energy label A++ (02) Net weight: 4,07 kg Dimm: TRIAC IP40	Not included: Lampadina / Bulb (pag. 536-537)

Faretti / D27

Pamio Design / Luca Scacchetti

Incasso / Recessed lamp

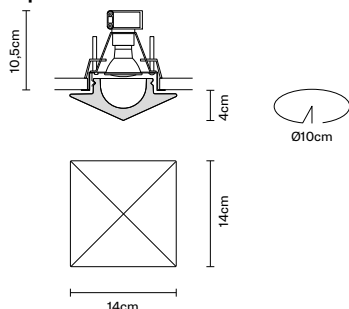
Blow



Code	Light source	Info	Accessories
D27 F17 00 Transparent	GU10 220-240V 1x7W - LED cod. A11105C01 Max Watt. 50W	Energy label A++ (02) Net weight: 0,55 kg Dimm: TRIAC IP20 IP44	Not included: Lampadina / Bulb (pag. 536-537)
D27 F18 00 Transparent	GU5,3 12V 1x7W - LED cod. A10705C01 Max Watt. 50W	Energy label A++ → B (03) Net weight: 0,55 kg Dimm: TRIAC IP20 IP44	Not included: Lampadina, Trasformatore / Bulb (pag. 536-537), Transformer (pag. 534-535)
D27 F47 00 Transparent	LED 500mA 1x10W 3000K Cri 80+	Energy label A++ (01) Net weight: 0,44 kg IP20 IP44	Included: LED / LED Not included: Alimentatore / Driver (pag. 534-535)

Incasso / Recessed lamp

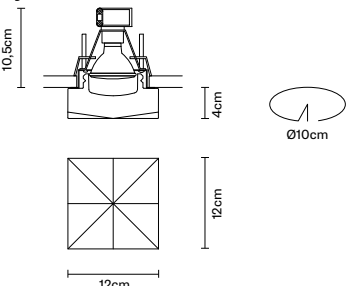
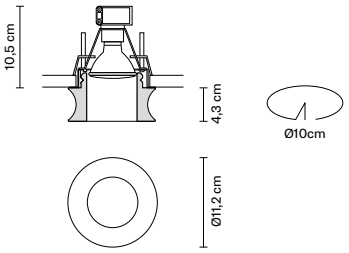
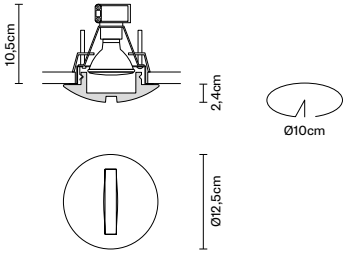
Cheope



D27 F07 00 Transparent 01 White	GU10 220-240V 1x7W - LED cod. A11105C01 Max Watt. 50W	Energy label A++ (02) Net weight: 1,06 kg Dimm: TRIAC IP20 IP44	Not included: Lampadina / Bulb (pag. 536-537)
D27 F08 00 Transparent 01 White	GU5,3 12V 1x7W - LED cod. A10705C01 Max Watt. 50W	Energy label A++ → B (03) Net weight: 1,11 kg Dimm: TRIAC IP20 IP44	Not included: Lampadina, Trasformatore / Bulb (pag. 536-537), Transformer (pag. 535-536)
D27 F37 00 Transparent 01 White	LED 700mA 1x10W 3000K Cri 80+	Energy label A++ (01) Net weight: 1,00 kg IP20 IP44	Included: LED / LED Not included: Alimentatore / Driver (pag. 534-535)

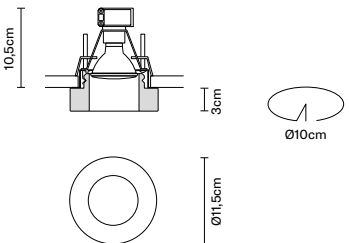




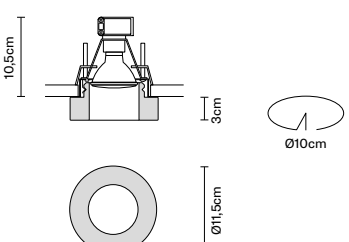




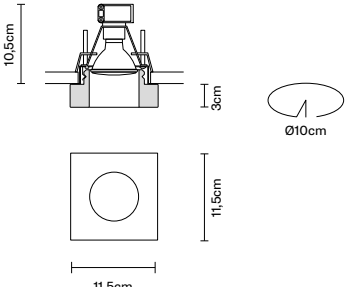




Faretti / D27

Pamio Design / Luca Scacchetti

Incasso / Recessed lamp	Code	Light source	Info	Accessories
<p>Cindy</p> 	<p>D27 F28</p> <p>00 Transparent 01 White</p>	<p>GU10 220-240V 1x7W - LED cod. A11105C01</p> <p>Max Watt. 50W</p>	<p>Energy label A++ (02) Net weight: 1,15 kg Dimm: TRIAC</p> <p>IP20 IP44</p>	<p>Not included: Lampadina / Bulb (pag. 536-537)</p>
	<p>D27 F29</p> <p>00 Transparent 01 White</p>	<p>GU5,3 12V 1x7W - LED cod. A10705C01</p> <p>Max Watt. 50W</p>	<p>Energy label A++ → B (03) Net weight: 1,13 kg Dimm: TRIAC</p> <p>IP20 IP44</p>	<p>Not included: Lampadina, Trasformatore / Bulb (pag. 200-201), Transformer (pag. 534-535)</p>
	<p>D27 F49</p> <p>00 Transparent 01 White</p>	<p>LED 500mA 1x10W 3000K Cri 80+</p>	<p>Energy label A++ (01) Net weight: 1,00 kg</p> <p>IP20 IP44</p>	<p>Included: LED / LED</p> <p>Not included: Alimentatore / Driver (pag. 534-535)</p>
<p>Eli</p> 	<p>D27 F51</p> <p>00 Transparent 01 White</p>	<p>GU10 220-240V 1x7W - LED cod. A11105C01</p> <p>Max Watt. 50W</p>	<p>Energy label A++ (02) Net weight: 0,90 kg Dimm: TRIAC</p> <p>IP20</p>	<p>Not included: Lampadina / Bulb (pag. 536-537)</p>
	<p>D27 F52</p> <p>00 Transparent 01 White</p>	<p>GU5,3 12V 1x7W - LED cod. A10705C01</p> <p>Max Watt. 50W</p>	<p>Energy label A++ → B (03) Net weight: 0,86 kg Dimm: TRIAC</p> <p>IP20</p>	<p>Not included: Lampadina, Trasformatore / Bulb (pag. 200-201), Transformer (pag. 534-535)</p>
	<p>D27 F54</p> <p>00 Transparent 01 White</p>	<p>LED 500mA 1x10W 3000K Cri 80+</p>	<p>Energy label A++ (01) Net weight: 0,86 kg</p> <p>IP20</p>	<p>Included: LED / LED</p> <p>Not included: Alimentatore / Driver (pag. 534-535)</p>
<p>Jnat</p> 	<p>D27 F03</p> <p>00 Transparent 01 White</p>	<p>GU10 220-240V 1x7W - LED cod. A11105C01</p> <p>Max Watt. 50W</p>	<p>Energy label A++ (02) Net weight: 0,76 kg Dimm: TRIAC</p> <p>IP20 IP44</p>	<p>Not included: Lampadina / Bulb (pag. 536-537)</p>
	<p>D27 F04</p> <p>00 Transparent 01 White</p>	<p>GU5,3 12V 1x7W - LED cod. A10705C01</p> <p>Max Watt. 50W</p>	<p>Energy label A++ → B (03) Net weight: 0,70 kg Dimm: TRIAC</p> <p>IP20 IP44</p>	<p>Not included: Lampadina, Trasformatore / Bulb (pag. 200-201), Transformer (pag. 534-535)</p>
	<p>D27 F33</p> <p>00 Transparent 01 White</p>	<p>LED 500mA 1x10W 3000K Cri 80+</p>	<p>Energy label A++ (01) Net weight: 0,85 kg</p> <p>IP20 IP44</p>	<p>Included: LED / LED</p> <p>Not included: Alimentatore / Driver (pag. 534-535)</p>

Faretti / D27

Pamio Design / Luca Scacchetti

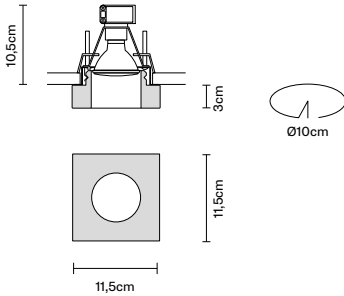
Incasso / Recessed lamp	Code	Light source	Info	Accessories
<p>Lei</p> 	<p>D27 F13</p> <p>00 Transparent</p>	<p>GU10 220-240V 1x7W - LED cod. A11105C01</p> <p>Max Watt. 50W</p>	<p>Energy label A++ (02) Net weight: 0,84 kg Dimm: TRIAC</p> <p>IP20 </p>	<p>Not included: Lampadina / Bulb (pag. 536-537)</p>
	<p>D27 F14</p> <p>00 Transparent</p>	<p>GU5,3 12V 1x7W - LED cod. A10705C01</p> <p>Max Watt. 50W</p>	<p>Energy label A++ → B (03) Net weight: 0,87 kg Dimm: TRIAC</p> <p>IP20  </p>	<p>Not included: Lampadina, Trasformatore / Bulb (pag. 200-201), Transformer (pag. 534-535)</p>
	<p>D27 F43</p> <p>00 Transparent</p>	<p>LED 500mA 1x10W 3000K Cri 80+</p>	<p>Energy label A++ (01) Net weight: 1,02 kg</p> <p>IP20 </p>	<p>Included: LED / LED</p> <p>Not included: Alimentatore / Driver (pag. 534-535)</p>
<p>Lei</p> 	<p>D27 F15</p> <p>35 Polished stainless steel</p>	<p>GU10 220-240V 1x7W - LED cod. A11105C01</p> <p>Max Watt. 50W</p>	<p>Energy label A++ (02) Net weight: 0,97 kg Dimm: TRIAC</p> <p>IP20 </p>	<p>Not included: Lampadina / Bulb (pag. 536-537)</p>
	<p>D27 F16</p> <p>35 Polished stainless steel</p>	<p>GU5,3 12V 1x7W - LED cod. A10705C01</p> <p>Max Watt. 50W</p>	<p>Energy label A++ → B (03) Net weight: 0,80 kg Dimm: TRIAC</p> <p>IP20  </p>	<p>Not included: Lampadina, Trasformatore / Bulb (pag. 200-201), Transformer (pag. 534-535)</p>
	<p>D27 F44</p> <p>35 Polished stainless steel</p>	<p>LED 500mA 1x10W 3000K Cri 80+</p>	<p>Energy label A++ (01) Net weight: 1,02 kg</p> <p>IP20 </p>	<p>Included: LED / LED</p> <p>Not included: Alimentatore / Driver (pag. 534-535)</p>
<p>Lui</p> 	<p>D27 F09</p> <p>00 Transparent</p>	<p>GU10 220-240V 1x7W - LED cod. A11105C01</p> <p>Max Watt. 50W</p>	<p>Energy label A++ (02) Net weight: 1,14 kg Dimm: TRIAC</p> <p>IP20 </p>	<p>Not included: Lampadina / Bulb (pag. 536-537)</p>
	<p>D27 F10</p> <p>00 Transparent</p>	<p>GU5,3 12V 1x7W - LED cod. A10705C01</p> <p>Max Watt. 50W</p>	<p>Energy label A++ → B (03) Net weight: 1,16 kg Dimm: TRIAC</p> <p>IP20  </p>	<p>Not included: Lampadina, Trasformatore / Bulb (pag. 200-201), Transformer (pag. 534-535)</p>
	<p>D27 F39</p> <p>00 Transparent</p>	<p>LED 500mA 1x10W 3000K Cri 80+</p>	<p>Energy label A++ (01) Net weight: 0,91 kg</p> <p>IP20 </p>	<p>Included: LED / LED</p> <p>Not included: Alimentatore / Driver (pag. 534-535)</p>

Faretti / D27

Pamio Design / Luca Scacchetti

Incasso / Recessed lamp

Lui



D27 F11

35 Polished stainless steel

GU10 220-240V
1x7W - LED
cod. A11105C01
Max Watt. 50W

Energy label
A++ (02)
Net weight: 1,06 kg
Dimm: TRIAC



Not included:
Lampadina / Bulb
(pag. 536-537)

D27 F12

35 Polished stainless steel

GU5,3 12V
1x7W - LED
cod. A10705C01
Max Watt. 50W

Energy label
A++ → B (03)
Net weight: 1,00 kg
Dimm: TRIAC



Not included:
Lampadina,
Trasformatore /
Bulb (pag. 200-201),
Transformer
(pag. 534-535)

D27 F40

35 Polished stainless steel

LED 500mA
1x10W
3000K
Cri 80+

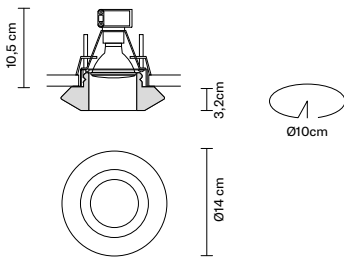
Energy label
A++ (01)
Net weight: 1,11 kg



Included:
LED / LED
Not included:
Alimentatore / Driver
(pag. 534-535)

Incasso / Recessed lamp

Rombo



D27 F56

00 Transparent
01 White

GU10 220-240V
1x7W - LED
cod. A11105C01
Max Watt. 50W

Energy label
A++ (02)
Net weight: 0,93 kg
Dimm: TRIAC



Not included:
Lampadina / Bulb
(pag. 536-537)

D27 F57

00 Transparent
01 White

GU5,3 12V
1x7W - LED
cod. A10705C01
Max Watt. 50W

Energy label
A++ → B (03)
Net weight: 0,93 kg
Dimm: TRIAC



Not included:
Lampadina,
Trasformatore /
Bulb (pag. 200-201),
Transformer
(pag. 534-535)

D27 F59

00 Transparent
01 White

LED 500mA
1x10W
3000K
Cri 80+

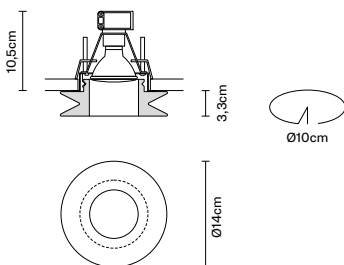
Energy label
A++ (01)
Net weight: 0,93 kg



Included:
LED / LED
Not included:
Alimentatore / Driver
(pag. 534-535)

Incasso / Recessed lamp

Shivi



D27 F01

00 Transparent
01 White

GU10 220-240V
1x7W - LED
cod. A11105C01
Max Watt. 50W

Energy label
A++ (02)
Net weight: 0,95 kg
Dimm: TRIAC



Not included:
Lampadina / Bulb
(pag. 536-537)

D27 F02

00 Transparent
01 White

GU5,3 12V
1x7W - LED
cod. A10705C01
Max Watt. 50W

Energy label
A++ → B (03)
Net weight: 0,95 kg
Dimm: TRIAC



Not included:
Lampadina,
Trasformatore /
Bulb (pag. 200-201),
Transformer
(pag. 534-535)

D27 F31

00 Transparent
01 White

LED 500mA
1x10W
3000K
Cri 80+

Energy label
A++ (01)
Net weight: 1,00 kg



Included:
LED / LED
Not included:
Alimentatore / Driver
(pag. 534-535)

Faretti / D27

Pamio Design / Luca Scacchetti

Incasso / Recessed lamp	Code	Light source	Info	Accessories
<p>Tondo</p>	<p>D27 F61</p> <p>00 Transparent 01 White</p>	<p>GU10 220-240V 1x7W - LED cod. A11105C01</p> <p>Max Watt. 50W</p>	<p>Energy label A++ (02) Net weight: 1,20 kg Dimm: TRIAC</p> <p>IP20 </p>	<p>Not included: Lampadina / Bulb (pag. 536-537)</p>
	<p>D27 F62</p> <p>00 Transparent 01 White</p>	<p>GU5,3 12V 1x7W - LED cod. A10705C01</p> <p>Max Watt. 50W</p>	<p>Energy label A++ → B (03) Net weight: 1,04 kg Dimm: TRIAC</p> <p>IP20 </p>	<p>Not included: Lampadina, Trasformatore / Bulb (pag. 200-201), Transformer (pag. 534-535)</p>
	<p>D27 F64</p> <p>00 Transparent 01 White</p>	<p>LED 500mA 1x10W 3000K Cri 80+</p>	<p>Energy label A++ (01) Net weight: 0,90 kg</p> <p>IP20 </p>	<p>Included: LED / LED</p> <p>Not included: Alimentatore / Driver (pag. 534-535)</p>

Faretti • Flow

Flow / D87

Nicola Design

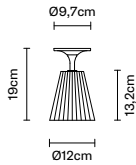
Sospensione / Pendant lamp	Code	Light source	Info	Accessories
	<p>D87 A01</p> <p>00 Transparent</p>	<p>G9 220-240V 1x3,5W - LED cod. A11010C01</p> <p>Max Watt. 48W</p>	<p>Energy label A++ → D (06) Net weight: 1,34 kg Dimm: TRIAC</p> <p>IP20</p>	<p>Included: Kit per decentramento / Off-center cable fastener</p> <p>Not included: Lampadina / Bulb (pag. 536-537)</p>
	<p>D87 A01</p> <p>01 White</p>			
<p>Tavolo / Table lamp</p>	<p>D87 B01</p> <p>00 Transparent</p>	<p>G9 220-240V 1x3,5W - LED cod. A11010C01</p> <p>Max Watt. 48W</p>	<p>Energy label A++ → D (06) Net weight: 1,33 kg</p> <p>IP20 </p>	<p>Not included: Lampadina / Bulb (pag. 536-537)</p>
	<p>D87 B01</p> <p>01 White</p>			
<p>Parete / Wall lamp</p>	<p>D87 D01</p> <p>00 Transparent</p>	<p>G9 220-240V 1x3,5W - LED cod. A11010C01</p> <p>Max Watt. 48W</p>	<p>Energy label A++ → D (06) Net weight: 1,38 kg Dimm: TRIAC</p> <p>IP20</p>	<p>Not included: Lampadina / Bulb (pag. 536-537)</p>
	<p>D87 D01</p> <p>01 White</p>			

395 • Fabbian Design Book

Flow / D87

Nicola Design

Soffitto / Ceiling lamp

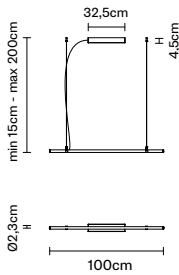


	Code	Light source	Info	Accessories
	D87 E01	G9 220-240V 1x3,5W - LED cod. A11010C01	Energy label A++ → D (06) Net weight: 1,32 kg Dimm: TRIAC	Not included: Lampadina / Bulb (pag. 536-537)
	00 Transparent	Max Watt. 48W	IP20	
	D87 E01			
	01 White			

Freeline / F44

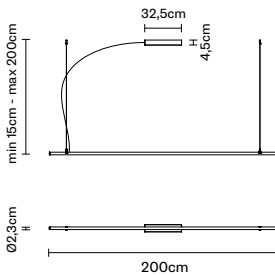
Flynn Talbot

Sospensione / Pendant lamp



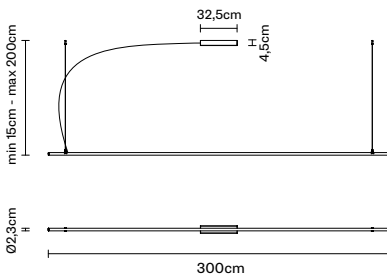
	Code	Light source	Info	Accessories
	F44 A01	LED 220-240V 1x14.4W 3000K Cri 90+	Energy label A++ (01) Net weight: 0,70 kg Dimm: PUSH 1..10V	Included: LED, Alimentatore elettronico dimmerabile / LED, Dimmable electronic driver
	02 Black 76 Bronze		IP40	
	F44 A02	LED 220-240V 1x14.4W 2700K Cri 90+	Energy label A++ (01) Net weight: 0,70 kg Dimm: PUSH 1..10V	Included: LED, Alimentatore elettronico dimmerabile / LED, Dimmable electronic driver
	02 Black 76 Bronze		IP40	

Sospensione / Pendant lamp



	F44 A03	LED 220-240V 1x28.8W 3000K Cri 90+	Energy label A++ (01) Net weight: 1,00 kg Dimm: PUSH 1..10V	Included: LED, Alimentatore elettronico dimmerabile / LED, Dimmable electronic driver
	02 Black 76 Bronze		IP40	
	F44 A04	LED 220-240V 1x28.8W 2700K Cri 90+	Energy label A++ (01) Net weight: 1,00 kg Dimm: PUSH 1..10V	Included: LED, Alimentatore elettronico dimmerabile / LED, Dimmable electronic driver
	02 Black 76 Bronze		IP40	

Sospensione / Pendant lamp

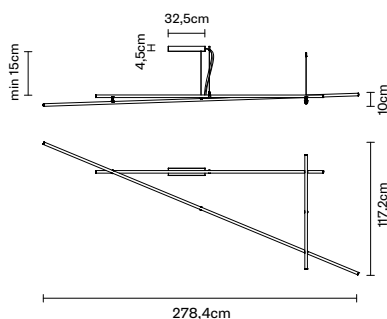


	F44 A05	LED 220-240V 1x43.2W 3000K Cri 90+	Energy label A++ (01) Net weight: 1,40 kg Dimm: PUSH 1..10V	Included: LED, Alimentatore elettronico dimmerabile / LED, Dimmable electronic driver
	02 Black 76 Bronze		IP40	
	F44 A06	LED 220-240V 1x43.2W 2700K Cri 90+	Energy label A++ (01) Net weight: 1,40 kg Dimm: PUSH 1..10V	Included: LED, Alimentatore elettronico dimmerabile / LED, Dimmable electronic driver
	02 Black 76 Bronze		IP40	

Freeline / F44

Flynn Talbot

Soffitto / Ceiling lamp



F44 E01

02 Black
76 Bronze

LED 220-240V
1x86.4W
3000K
Cri 90+

Energy label
A++ (01)
Net weight: 4,00 kg
Dimm: PUSH 1..10V



Included:
LED, Alimentatore elettronico dimmerabile / LED, Dimmable electronic driver

F44 E02

02 Black
76 Bronze

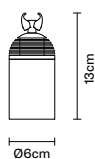
LED 220-240V
1x86.4W
2700K
Cri 90+

Energy label
A++ (01)
Net weight: 4,00 kg
Dimm: PUSH 1..10V



Included:
LED, Alimentatore elettronico dimmerabile / LED, Dimmable electronic driver

Punto luce / Spot light



F44 L01

02 Black

LED 24Vdc
1x8W 10°
3000K
542lm Cri 90+

Energy label
A++ (01)
Net weight: 0,53 kg



Included:
LED / LED

Cavo 4m / Cable 4m

F44 L03

02 Black

LED 24Vdc
1x8W
2700K
542lm Cri 90+

Energy label
A++ (01)
Net weight: 0,53 kg



Included:
LED / LED

Cavo 4m / Cable 4m

F44 L02

02 Black

LED 24Vdc
1x8W 10°
3000K
542lm Cri 90+

Energy label
A++ (01)
Net weight: 0,57 kg



Included:
LED / LED

Cavo 10m / Cable 10m

F44 L04

02 Black

LED 24Vdc
1x8W
2700K
542lm Cri 90+

Energy label
A++ (01)
Net weight: 0,57 kg



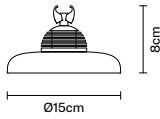
Included:
LED / LED

Cavo 10m / Cable 10m

Freeline / F44

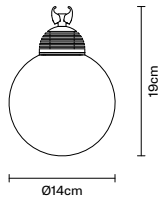
Flynn Talbot

Punto luce / Spot light



	Code	Light source	Info	Accessories
	F44 L11 02 Black	LED 24Vdc 1x8W 3000K 550lm Cri 90+	Energy label A++ (01) Net weight: 0,43 kg IP40	Included: LED / LED
	F44 L13 02 Black	LED 24Vdc 1x8W 2700K 550lm Cri 90+	Energy label A++ (01) Net weight: 0,43 kg IP40	Included: LED / LED
	F44 L12 02 Black	LED 24Vdc 1x8W 3000K 550lm Cri 90+	Energy label A++ (01) Net weight: 0,44 kg IP40	Included: LED / LED
	F44 L14 02 Black	LED 24Vdc 1x8W 2700K 550lm Cri 90+	Energy label A++ (01) Net weight: 0,44 kg IP40	Included: LED / LED

Punto luce / Spot light

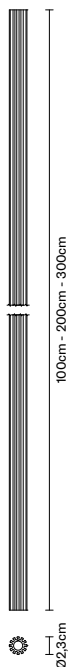


	F44 L21 02 Black	LED 24Vdc 1x8W 3000K 702lm Cri 90+	Energy label A++ (01) Net weight: 0,60 kg IP40	Included: LED / LED
	F44 L23 02 Black	LED 24Vdc 1x8W 2700K 702lm Cri 90+	Energy label A++ (01) Net weight: 0,60 kg IP40	Included: LED / LED
	F44 L22 02 Black	LED 24Vdc 1x8W 3000K 702lm Cri 90+	Energy label A++ (01) Net weight: 0,66 kg IP40	Included: LED / LED
	F44 L24 02 Black	LED 24Vdc 1x8W 2700K 702lm Cri 90+	Energy label A++ (01) Net weight: 0,66 kg IP40	Included: LED / LED

Freeline / F44

Flynn Talbot

Barra / Bar



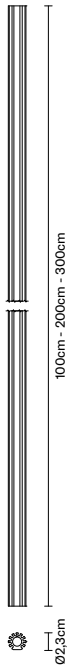
	Code	Light source	Info	Accessories
	F44 M11 02 Black 76 Bronze		Net weight: 0,57 kg	Included: 2 attacchi a soffitto filettati, 4 tappi di chiusura / 2 ceiling fastening kits, 4 closure caps
		Barra 1m / Bar 1m		
	F44 M12 02 Black 76 Bronze		Net weight: 1,03 kg	Included: 2 attacchi a soffitto filettati, 4 tappi di chiusura / 2 ceiling fastening kits, 4 closure caps
		Barra 2m / Bar 2m		
	F44 M13 02 Black 76 Bronze		Net weight: 1,50 kg	Included: 2 attacchi a soffitto filettati, 4 tappi di chiusura / 2 ceiling fastening kits, 4 closure caps
		Barra 3m / Bar 3m		

Freeline

Freeline / F44

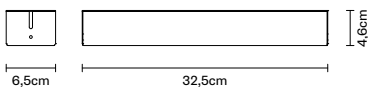
Flynn Talbot

Barra+Strip / Bar+Strip



	Code	Light source	Info	Accessories
	F44 M14 02 Black 76 Bronze	LED 24Vdc 1x14.4W 3000K Cri 90+ Barra 1m / Bar 1m	Net weight: 0,57 kg	Included: Strip LED, diffusore, cavo di alimentazione, 2 tappi di chiusura / Strip LED, diffusore, cavo di alimentazione, 2 tappi di chiusura
	F44 M17 02 Black 76 Bronze	LED 24Vdc 1x14.4W 2700K Cri 90+ Barra 1m / Bar 1m	Net weight: 0,57 kg	Included: Strip LED, diffusore, cavo di alimentazione, 2 tappi di chiusura / Strip LED, diffusore, cavo di alimentazione, 2 tappi di chiusura
	F44 M15 02 Black 76 Bronze	LED 24Vdc 1x28.8W 3000K Cri 90+ Barra 2m / Bar 2m	Net weight: 1,03 kg	Included: Strip LED, diffusore, cavo di alimentazione, 2 tappi di chiusura / Strip LED, diffusore, cavo di alimentazione, 2 tappi di chiusura
	F44 M18 02 Black 76 Bronze	LED 24Vdc 1x28.8W 2700K Cri 90+ Barra 2m / Bar 2m	Net weight: 1,03 kg	Included: Strip LED, diffusore, cavo di alimentazione, 2 tappi di chiusura / Strip LED, diffusore, cavo di alimentazione, 2 tappi di chiusura
	F44 M16 02 Black 76 Bronze	LED 24Vdc 1x43.2W 3000K Cri 90+ Barra 3m / Bar 3m	Net weight: 1,50 kg	Included: 2 attacchi a soffitto filettati, 4 tappi di chiusura / 2 ceiling fastening kits, 4 closure caps
	F44 M19 02 Black 76 Bronze	LED 24Vdc 1x43.2W 2700K Cri 90+ Barra 3m / Bar 3m	Net weight: 1,50 kg	Included: 2 attacchi a soffitto filettati, 4 tappi di chiusura / 2 ceiling fastening kits, 4 closure caps

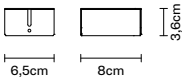

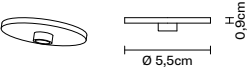
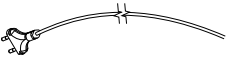
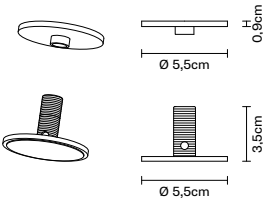
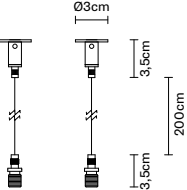
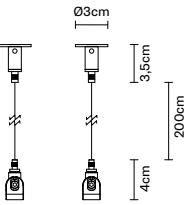
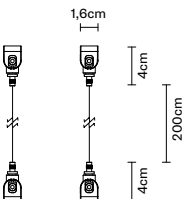
Accessori / Accessories



F44 M01 02 Black	Alimentatore dimmerabile 60W, 2 ganasce / 60W dimmable driver, 2 fastening joints	Net weight: 0,85 kg Dimm: PUSH 1..10V IP40 Rosone / Canopy	
F44 M03 02 Black	Alimentatore dimmerabile 100W, 2 ganasce / 100W dimmable driver, 2 fastening joints	Net weight: 0,85 kg Dimm: PUSH 1..10V IP40 Rosone / Canopy	

Freeline / F44

Flynn Talbot

Accessori / Accessories	Code	Light source	Info	Accessories
	<p>F44 M02</p> <p>02 Black</p>		<p>Net weight: 0,21 kg</p> <p>IP40</p>	<p>Included:</p> <p>1 ganascia / 1 ganascia</p>
<p>Accessori / Accessories</p>				<p>Sia rosone che scatola di derivazione / <i>Canopy and terminal box at the same time</i></p>
	<p>F44 Z01</p> <p>02 Black</p>		<p>Net weight: 0,07 kg</p>	<p>2 ganasce di fissaggio per ogni confezione / <i>2 fastening joints in each package</i></p>
<p>Accessori / Accessories</p>				
	<p>F44 Z02</p> <p>02 Black</p>		<p>Net weight: - kg</p>	<p>Kit attacco a soffitto filettato (2 pz.) / <i>Ceiling fastening kit (2 pcs.)</i></p>
<p>Accessori / Accessories</p>				
	<p>F44 Z03</p> <p>02 Black</p>		<p>Net weight: 0,28 kg</p>	<p>Spezzafilo con interruttore. Se necessario, da utilizzare in abbinamento a F44M01 / <i>Power plug with switch. If required, use it in combination with F44M01</i></p>
<p>Accessori / Accessories</p>				
	<p>F44 Z05</p> <p>02 Black</p>		<p>Net weight: 0,06 kg</p>	<p>Kit piantana. Comprende gli accessori necessari per fermare a pavimento le barre già fissate a soffitto e che si desidera bloccare in posizione verticale / <i>Floor lamp kit. Includes the accessories needed to adjust the fixed bars to the ceiling, inabling you to lock into a vertical position</i></p>
<p>Accessori / Accessories</p>				
	<p>F44 Z07</p> <p>02 Black</p>		<p>Net weight: - kg</p>	<p>Kit sospensione. Comprende gli accessori necessari per fissare a sospensione una barra e include 2 cavi d'acciaio (2m) e il regolatore a soffitto per ogni cavo d'acciaio / <i>Pendant kit. Includes the accessories needed to fix a pendant bar and includes 2 steel cables (2m) and the ceiling regulator for each steel cable</i></p>
<p>Accessori / Accessories</p>				
	<p>F44 Z09</p> <p>02 Black</p>		<p>Net weight: - kg</p>	<p>Kit sospensione. Comprende gli accessori necessari per fissare a sospensione una barra e include 2 cavi d'acciaio (2m), il regolatore a soffitto e 1 ganascia per ogni cavo d'acciaio / <i>Pendant kit. Includes the accessories needed to fix a pendant bar and includes 2 steel cables (2m) and 2 fastening joint for each steel cable</i></p>
<p>Accessori / Accessories</p>				
	<p>F44 Z11</p> <p>02 Black</p>		<p>Net weight: - kg</p>	<p>Kit sospensione. Comprende gli accessori necessari per fissare a sospensione una barra e include 2 cavi d'acciaio (2m) e 2 ganasce per ogni cavo / <i>Pendant kit. Includes the accessories needed to fix a pendant bar and includes 2 steel cables (2m) and 2 fastening joints for each steel cable</i></p>

Freeline / F44

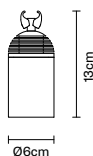
Componi e personalizza la tua lampada Freeline
Compose and customize your Freeline lamp

1. Scelta delle luci *Spot options*

LED 24Vdc 8W 600lm CRI 80

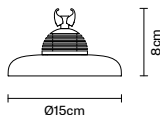
F44L0102 4m cavo / cable 3000K
F44L0302 4m cavo / cable 2700K
F44L0202 10m cavo / cable 3000K
F44L0402 10m cavo / cable 2700K

IP40 



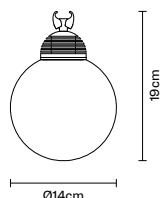
F44L1102 4m cavo / cable 3000K
F44L1302 4m cavo / cable 2700K
F44L1202 10m cavo / cable 3000K
F44L1402 10m cavo / cable 3000K

IP40 



F44L2102 4m cavo / cable 3000K
F44L2302 4m cavo / cable 2700K
F44L2202 10m cavo / cable 3000K
F44L2402 10m cavo / cable 2700K

IP40 

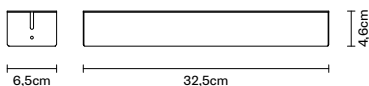


2. Scelta dei rosoni *Canopies options*

Alimentatore elettronico dimmerabile incluso
Dimmable electronic driver included

F44M0102 32,5x6,5x4,6cm - 60W
F44M0302 32,5x6,5x4,6cm - 100W

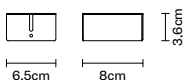
IP40



Senza alimentatore
Without driver

F44M0202 8x6,5x3,6cm

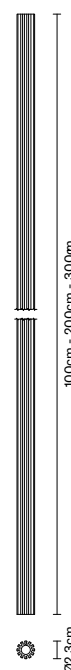
IP40



3. Scelta delle barre *Bar options*

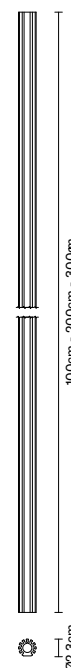
F44M1102 Barra nera 1m / 1m black bar *
F44M1176 Barra bronzo 1m / 1m bronze bar *
F44M1202 Barra nera 2m / 2m black bar *
F44M1276 Barra bronzo 2m / 2m bronze bar *
F44M1302 Barra nera 3m / 3m black bar *
F44M1376 Barra bronzo 3m / 3m bronze bar *

* Sono compresi 2 attacchi a soffitto filettati e 4 tappi di chiusura per codice
** Each code includes 2 ceiling fastening kits and 4 closure caps*



F44M1402 Barra nera 1m led 3000K / 1m black bar led 3000K *
F44M1476 Barra bronzo 1m led 3000K / 1m bronze bar led 3000K *
F44M1702 Barra nera 1m led 2700K / 1m black bar led 2700K *
F44M1776 Barra bronzo 1m led 2700K / 1m bronze bar led 2700K *
F44M1502 Barra nera 2m led 3000K / 2m black bar led 3000K *
F44M1576 Barra bronzo 2m led 3000K / 2m bronze bar led 3000K *
F44M1802 Barra nera 2m led 2700K / 2m black bar led 2700K *
F44M1876 Barra bronzo 2m led 2700K / 2m bronze bar led 2700K *
F44M1602 Barra nera 3m led 3000K / 3m black bar led 3000K *
F44M1676 Barra bronzo 3m led 3000K / 3m bronze bar led 3000K *
F44M1902 Barra nera 3m led 2700K / 3m black bar led 2700K *
F44M1976 Barra bronzo 3m led 2700K / 3m bronze bar led 2700K *

* Sono compresi strip LED, diffusore, cavo di alimentazione e 2 tappi di chiusura per codice
** Each code includes LED strip, diffuser, electrical cable and 2 closure caps*



4. Accessori disponibili Available accessories

F44Z0502 Kit piantana / Floor lamp kit

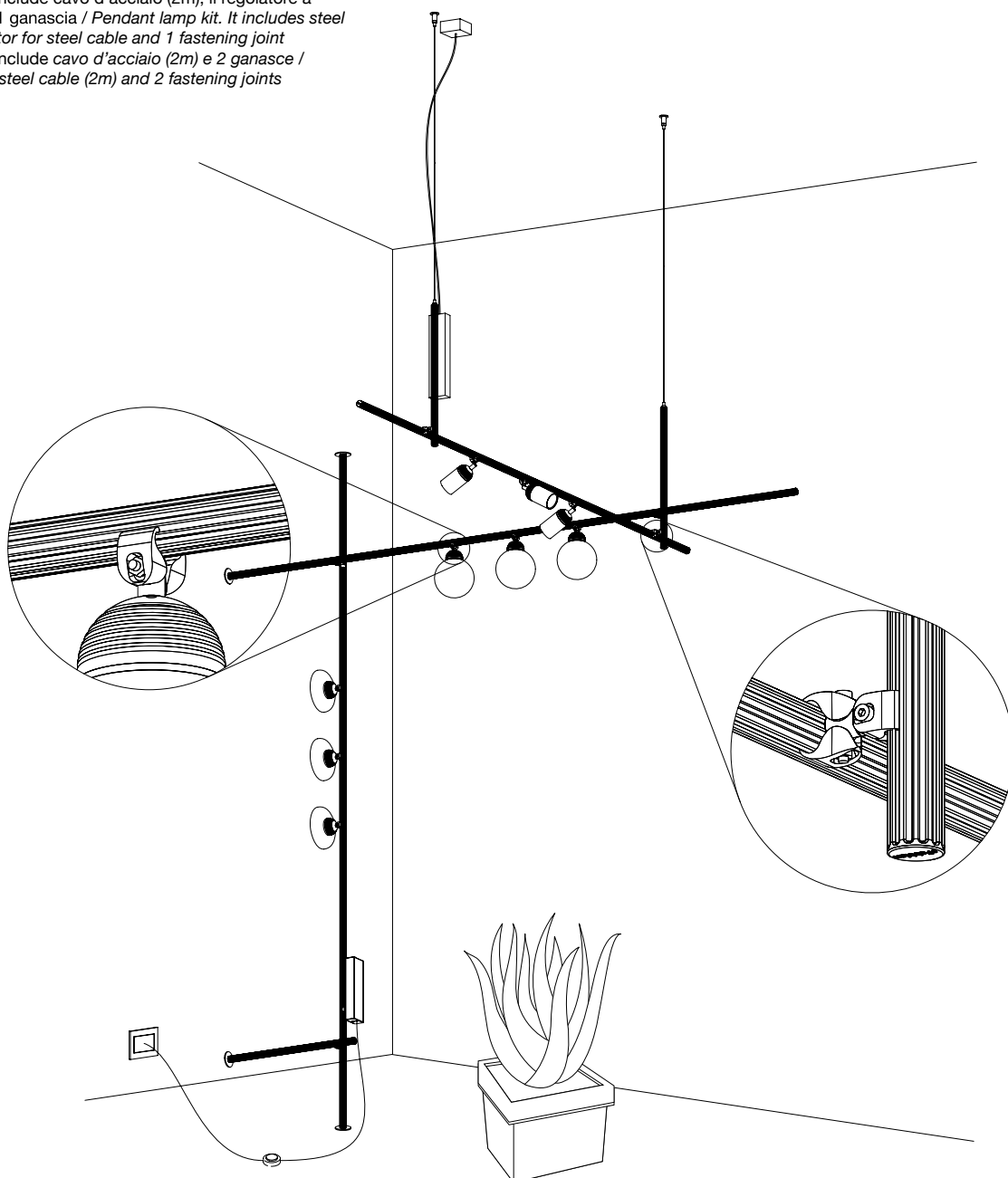
F44Z0702 Kit sospensione. Include cavo d'acciaio (2m) e il regolatore a soffitto per cavo d'acciaio / Pendant lamp kit. It includes steel cable (2m) and the ceiling regulator for steel cable

F44Z0902 Kit sospensione. Include cavo d'acciaio (2m), il regolatore a soffitto per cavo d'acciaio e 1 ganascia / Pendant lamp kit. It includes steel cable (2m), the ceiling regulator for steel cable and 1 fastening joint

F44Z1102 Kit sospensione. Include cavo d'acciaio (2m) e 2 ganasce / Pendant lamp kit. It includes steel cable (2m) and 2 fastening joints

5. Il sistema The system

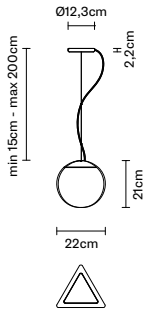
Personalizza la posizione delle barre e delle luci.
Customize bars and spots position.



Fruitfull / F51

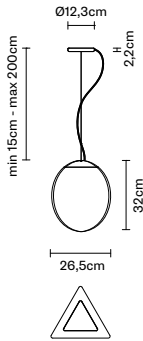
Giovanni Barbato

Sospensione / Pendant lamp



	Code	Light source	Info	Accessories
<p>NEW F51 A01</p> <p>01 White</p> <hr/> <p>NEW F51 A01</p> <p>58 Smoked</p> <hr/> <p>NEW F51 A02</p> <p>01 White</p> <hr/> <p>NEW F51 A02</p> <p>58 Smoked</p>		LED 220-240V 1x14W 3000K Cri 90	Energy label A++ (01) Net weight: 2,00 kg Dimm: Trailing Edge IP20	Included: LED, Alimentatore elettronico dimmerabile, Kit per decentramento / LED, Dimmable electronic driver, Off-center cable fastener
		LED 220-240V 1x14W 2700K Cri 90	Energy label A++ (01) Net weight: 2,50 kg Dimm: Trailing Edge IP20	Included: LED, Alimentatore elettronico dimmerabile, Kit per decentramento / LED, Dimmable electronic driver, Off-center cable fastener

Sospensione / Pendant lamp

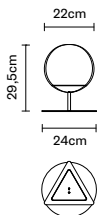


<p>NEW F51 A03</p> <p>01 White</p> <hr/> <p>NEW F51 A03</p> <p>58 Smoked</p> <hr/> <p>NEW F51 A04</p> <p>01 White</p> <hr/> <p>NEW F51 A04</p> <p>58 Smoked</p>		LED 220-240V 1x14W 3000K Cri 90	Energy label A++ (01) Net weight: 2,50 kg Dimm: Trailing Edge IP20	Included: LED, Alimentatore elettronico dimmerabile, Kit per decentramento / LED, Dimmable electronic driver, Off-center cable fastener
		LED 220-240V 1x14W 2700K Cri 90	Energy label A++ (01) Net weight: 2,50 kg Dimm: Trailing Edge IP20	Included: LED, Alimentatore elettronico dimmerabile, Kit per decentramento / LED, Dimmable electronic driver, Off-center cable fastener

Fruitfull / F51

Giovanni Barbato

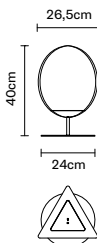
Tavolo / Table lamp



	Code	Light source	Info	Accessories	
<p>NEW F51 B01</p> <p>01 White</p> <hr/> <p>NEW F51 B01</p> <p>58 Smoked</p> <hr/> <p>NEW F51 B02</p> <p>01 White</p> <hr/> <p>NEW F51 B02</p> <p>58 Smoked</p>		LED 220-240V 1x14W 3000K Cri 90	Energy label A++ (01) Net weight: 2,70 kg IP20	Included: LED, Alimentatore elettronico / LED, Electronic driver	

Fruitfull

Tavolo / Table lamp



<p>NEW F51 B03</p> <p>01 White</p> <hr/> <p>NEW F51 B03</p> <p>58 Smoked</p> <hr/> <p>NEW F51 B04</p> <p>01 White</p> <hr/> <p>NEW F51 B04</p> <p>58 Smoked</p>		LED 220-240V 1x14W 3000K Cri 90	Energy label A++ (01) Net weight: 3,20 kg IP20	Included: LED, Alimentatore elettronico / LED, Electronic driver	

Giro / F30

Formfjord

Sospensione / Pendant lamp	Code	Light source	Info	Accessories
	F30 A01 01 White	LED 220-240V 1x17W 3000K Cri 80+	Energy label A++ (01) Net weight: 2,26 kg Dimm: TRIAC IP20	Included: LED / LED
	F30 A01 21 Anthracite			
	F30 A03 01 White	LED 220-240V 1x17W 3000K Cri 80+	Energy label A++ (01) Net weight: 2,59 kg Dimm: TRIAC IP20	Included: LED / LED
	F30 A03 21 Anthracite			
	F30 Z01 01 White 21 Anthracite	LED 220-240V 1x17W 3000K Cri 80+	Energy label A++ (01) Net weight: 0,51 kg Dimm: TRIAC IP20	Included: LED / LED

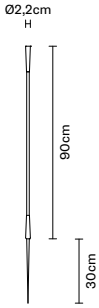

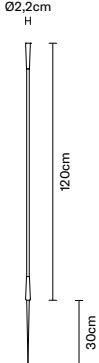

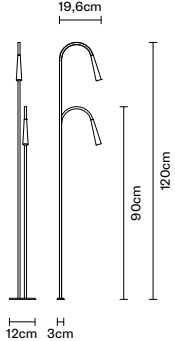

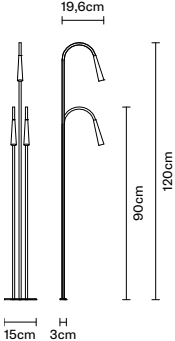


Giunco / F14

Marc Sadler

Terra / Floor lamp	Code	Light source	Info	Accessories
	F14 C01 01 White	LED 220-240V 7x3.5W 3000K Cri 85+	Energy label A++ (01) Net weight: 4,83 kg IP20 <input type="checkbox"/>	Included: LED, Doppia accensione, Alimentatore elettronico / LED, Double switch, Electronic driver
	F14 C03 01 White			
	F14 C03 01 White	LED 220-240V 7x3.5W 3000K Cri 85+	Energy label A++ (01) Net weight: 4,60 kg IP65	Included: LED, Alimentatore elettronico / LED, Electronic driver
	F14 C03 01 White			

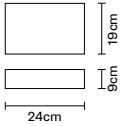
Giunco / F14

Marc Sadler

Terra / Floor lamp	Code	Light source	Info	Accessories
 <p>Ø2,2cm H 90cm 30cm</p>	<p>F14 C11 01 White</p>	<p>LED 24Vdc 1x3.5W 3000K Cri 85+</p>	<p>Energy label A++ (01) Net weight: 0,50 kg</p> <p>IP65 </p>	<p>Included: LED / LED Not included: Alimentatore / Driver (pag. 534-535)</p>
 <p>Ø2,2cm H 120cm 30cm</p>	<p>F14 C13 01 White</p>	<p>LED 24Vdc 1x3.5W 3000K Cri 85+</p>	<p>Energy label A++ (01) Net weight: 0,53 kg</p> <p>IP65 </p>	<p>Included: LED / LED Not included: Alimentatore / Driver (pag. 534-535)</p>
 <p>19,6cm H 120cm 90cm 12cm 3cm</p>	<p>F14 C51 14 Satin-finish burnished</p>	<p>LED 700mA 2x3W 3000K Cri 80+</p>	<p>Energy label A++ (01) Net weight: 1,35 kg</p> <p>IP65 </p>	<p>Included: LED / LED Not included: Alimentatore / Driver (pag. 534-535)</p>
 <p>19,6cm H 120cm 90cm 15cm 3cm</p>	<p>F14 C53 14 Satin-finish burnished</p>	<p>LED 700mA 3x3W 3000K Cri 80+</p>	<p>Energy label A++ (01) Net weight: 1,86 kg</p> <p>IP65 </p>	<p>Included: LED / LED Not included: Alimentatore / Driver (pag. 534-535)</p>
 <p>30cm</p>	<p>F14 Z01 C2</p>	<p>Confezione 2 pz. Staffa per fissaggio per F14C5114 e F14C5314 / Set 2 pcs. Support clamp for F14C5114 and F14C5314</p>	<p>Net weight: 7,91 kg</p>	

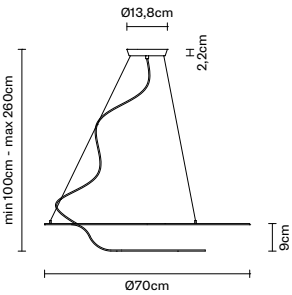
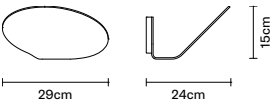
Giunco / F14

Marc Sadler

Accessori / Accessories	Code	Light source	Info	Accessories
	F14 Z10		Net weight: 0,93 kg IP65	
			Box di alimentazione 24Vdc da esterno. Max 3 lampada, non dimmerabile. Per F14C1114 e F14C1314 / <i>Outdoor power supply box for 24Vdc lights. Max 3 lamps, not dimmable. For F14C1114 and F14C1314</i>	
	F14 Z11		Net weight: 0,93 kg IP65	
			Box di alimentazione 700mA da esterno. Max 1 lampada, non dimmerabile. Per F14C5114 e F14C5314 / <i>Outdoor power supply box for 700mA lights. Max 1 lamp, not dimmable. For F14C5114 and F14C5314</i>	

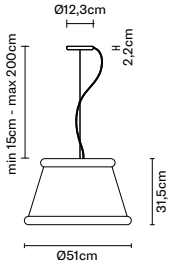
Glu / F31

David Pellegrini & Francesca Mengato

Sospensione / Pendant lamp	Code	Light source	Info	Accessories
	F31 A01	LED 220-240V 2x17W 3000K Cri 80+	Energy label A++ (01) Net weight: 5,79 kg Dimm: TRIAC IP20	Included: LED / LED
	01 White			
	F31 D01	LED 220-240V 1x17W 3000K Cri 80+	Energy label A++ (01) Net weight: 2,19 kg Dimm: TRIAC IP40	Included: LED / LED
	01 White			

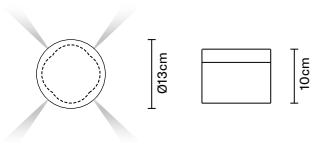

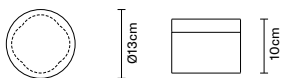

Ivette / F53

Pamio Design

Sospensione / Pendant lamp	Code	Light source	Info	Accessories
	NEW F53 A01	E27 220-240V 1x22W - LED cod. A10231C01 Max Watt. 1x150W	Energy label A++ (02) Net weight: 6,00 kg IP20	Included: Kit per decentramento / <i>Off-center cable fastener</i> Not included: Lampadina / <i>Bulb</i> (pag. 536-537)
	01 White 58 Smoked			

Jazz / D52

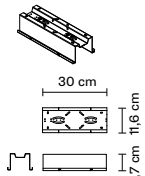
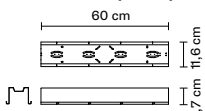
Pamio Design

Parete-Soffitto / Wall-Ceiling lamp	Code	Light source	Info	Accessories
	<p>D52 G07</p> <p>00 Transparent</p>	<p>G9 220-240V 1x3,5W - LED cod. A11010C01</p> <p>Max Watt. 60W</p>	<p>Energy label A++ → D (06) Net weight: 1,63 kg Dimm: TRIAC</p> <p>IP20 </p>	<p>Not included: Lampadina / Bulb (pag. 536-537)</p>
<p>Parete-Soffitto / Wall-Ceiling lamp</p> 	<p>D52 G08</p> <p>00 Transparent</p>	<p>LED 220-240V 1x8.7W 3000K Cri 80+</p>	<p>Energy label A++ (01) Net weight: 1,48 kg Dimm: TRIAC</p> <p>IP20 </p>	<p>Included: LED / LED</p>

Giunco • Glu • Ivette • Jazz • Laminis

Laminis / F33

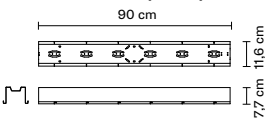
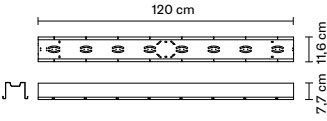
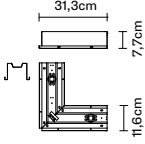
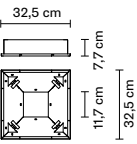
Technical Design

Soffitto / Ceiling lamp	Code	Light source	Info	Accessories
<p>Light source: GU10 (L1/2)</p> 	<p>F33 M11</p> <p>63 Painted grey</p>	<p>GU10 220-240V 2x7W - LED cod. A11105C01</p> <p>Max Watt. 2x50W</p>	<p>Energy label A++ (02) Net weight: 1,21 kg Dimm: TRIAC</p> <p>IP20</p>	<p>Not included: Lampadina / Bulb (pag. 536-537)</p>
	<p>F33 M12</p> <p>63 Painted grey</p>	<p>GU10 220-240V 2x7W - LED cod. A11105C01</p> <p>Max Watt. 2x50W</p>	<p>Energy label A++ (02) Net weight: 0,89 kg Dimm: TRIAC</p> <p>IP20</p>	<p>Not included: Lampadina / Bulb (pag. 536-537)</p>
<p>Soffitto / Ceiling lamp</p> <p>Light source: GU10 (L1/2)</p> 	<p>F33 M13</p> <p>63 Painted grey</p>	<p>GU10 220-240V 4x7W - LED cod. A11105C01</p> <p>Max Watt. 4x50W</p>	<p>Energy label A++ (02) Net weight: 1,77 kg Dimm: TRIAC</p> <p>IP20</p>	<p>Not included: Lampadina / Bulb (pag. 536-537)</p>

409 • Fabbian Design Book

Laminis / F33

Technical Design

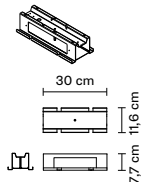
Soffitto / Ceiling lamp	Code	Light source	Info	Accessories
<p>Light source: GU10 (L1/2)</p> 	<p>F33 M14</p> <p>63 Painted grey</p>	<p>GU10 220-240V 6x7W - LED cod. A11105C01</p> <p>Max Watt. 6x50W</p> <p>Modulo / Module</p>	<p>Energy label A++ (02) Net weight: 2,83 kg Dimm: TRIAC</p> <p>IP20</p>	<p>Not included: Lampadina / Bulb (pag. 536-537)</p>
<p>Soffitto / Ceiling lamp</p> <p>Light source: GU10 (L1/2)</p> 	<p>F33 M15</p> <p>63 Painted grey</p>	<p>GU10 220-240V 8x7W - LED cod. A11105C01</p> <p>Max Watt. 8x50W</p> <p>Modulo / Module</p>	<p>Energy label A++ (02) Net weight: 3,78 kg Dimm: TRIAC</p> <p>IP20</p>	<p>Not included: Lampadina / Bulb (pag. 536-537)</p>
<p>Soffitto / Ceiling lamp</p> <p>Light source: GU10 (L1/2)</p> 	<p>F33 M16</p> <p>63 Painted grey</p>	<p>GU10 220-240V 3x7W - LED cod. A11105C01</p> <p>Max Watt. 3x50W</p> <p>Starter / Starter</p>	<p>Energy label A++ (02) Net weight: 1,53 kg Dimm: TRIAC</p> <p>IP20</p>	<p>Not included: Lampadina / Bulb (pag. 536-537)</p>
<p>Soffitto / Ceiling lamp</p> <p>Light source: GU10 (L1/2)</p> 	<p>F33 M17</p> <p>63 Painted grey</p>	<p>GU10 220-240V 4x7W - LED cod. A11105C01</p> <p>Max Watt. 4x50W</p> <p>Starter / Starter</p>	<p>Energy label A++ (02) Net weight: 2,86 kg Dimm: TRIAC</p> <p>IP20</p>	<p>Not included: Lampadina / Bulb (pag. 536-537)</p>

Laminis / F33

Technical Design

Soffitto / Ceiling lamp

Light source: LED bar (L1/2)



F33 M01
63 Painted grey

F33 M02
63 Painted grey

F33 M03
63 Painted grey

Light source

Info

Accessories

Net weight: 1,04 kg
IP20

Starter senza alimentatore / Starter without driver

Net weight: 1,52 kg
Dimm: 1..10V
IP20

Included:
1 Alimentatore / 1 Driver
Not included:
Barrette LED / LED bars (pag. 418)

Starter. Altre dimensioni su richiesta / Starter. Other dimensions by request

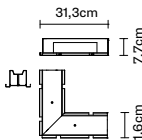
Net weight: 1,31 kg
Dimm: 1..10V
IP20

Included:
2 Alimentatore / 2 Drivers
Not included:
Barrette LED / LED bars (pag. 418)

Starter. Altre dimensioni su richiesta / Starter. Other dimensions by request

Soffitto / Ceiling lamp

Light source: LED bar (L1/2)



F33 M06
63 Painted grey

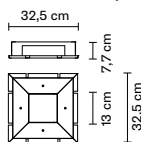
Net weight: 2,94 kg
Dimm: 1..10V
IP20

Included:
2 Alimentatore / 2 Drivers
Not included:
Barrette LED / LED bars (pag. 418)

Starter. Altre dimensioni su richiesta / Starter. Other dimensions by request

Soffitto / Ceiling lamp

Light source: LED bar (L1/2)



F33 M07
63 Painted grey

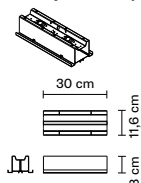
Net weight: 2,99 kg
Dimm: 1..10V
IP20

Included:
4 Alimentatore / 4 Drivers
Not included:
Barrette LED / LED bars (pag. 418)

Starter. Altre dimensioni su richiesta / Starter. Other dimensions by request

Soffitto / Ceiling lamp

Light source: Strip LED (L1/2)



F33 M22
63 Painted grey

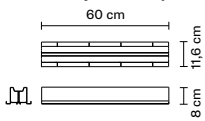
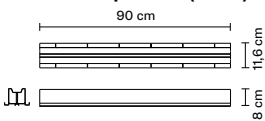

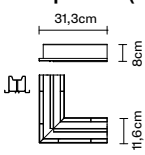
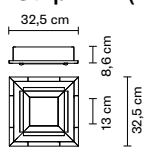
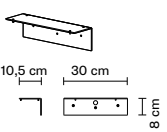
Net weight: 0,59 kg
Dimm: 1..10V
IP20

Not included:
Strip LED, Alimentatore / Strip LED (pag. 418), Driver (pag. 534-535)

Starter / Starter

Laminis / F33

Technical Design

Soffitto / Ceiling lamp	Code	Light source	Info	Accessories
<p>Light source: Strip LED (L1/2)</p> 	<p>F33 M23</p> <p>63 Painted grey</p>		<p>Net weight: 1,73 kg Dimm: 1..10V</p> <p>IP20</p>	<p>Not included: Strip LED, Alimentatore / Strip LED (pag. 418), Driver (pag. 534-535)</p>
<p>Soffitto / Ceiling lamp</p>				
<p>Light source: Strip LED (L1/2)</p> 	<p>F33 M24</p> <p>63 Painted grey</p>		<p>Net weight: 2,76 kg Dimm: 1..10V</p> <p>IP20</p>	<p>Not included: Strip LED, Alimentatore / Strip LED (pag. 418), Driver (pag. 534-535)</p>
<p>Soffitto / Ceiling lamp</p>				
<p>Light source: Strip LED (L1/2)</p> 	<p>F33 M25</p> <p>63 Painted grey</p>		<p>Net weight: 2,43 kg Dimm: 1..10V</p> <p>IP20</p>	<p>Not included: Strip LED, Alimentatore / Strip LED (pag. 418), Driver (pag. 534-535)</p>
<p>Soffitto / Ceiling lamp</p>				
<p>Light source: Strip LED (L1/2)</p> 	<p>F33 M26</p> <p>63 Painted grey</p>		<p>Net weight: 1,97 kg Dimm: 1..10V</p> <p>IP20</p>	<p>Not included: Strip LED, Alimentatore / Strip LED (pag. 418), Driver (pag. 534-535)</p>
<p>Soffitto / Ceiling lamp</p>				
<p>Light source: Strip LED (L1/2)</p> 	<p>F33 M27</p> <p>63 Painted grey</p>		<p>Net weight: 2,87 kg Dimm: 1..10V</p> <p>IP20</p>	<p>Included: Alimentatore / Driver</p> <p>Not included: Strip LED / Strip LED (pag. 418)</p>
<p>Parete / Wall lamp</p>				
	<p>F33 Z02</p> <p>63 Painted grey</p>		<p>Net weight: 1,17 kg</p>	<p>Accessorio parete per GU10 (L1/2), LED bar (L1/2), LED strip (L1/2) / Wall accessory for GU10 (L1/2), LED bar (L1/2), LED strip (L1/2)</p>

Laminis / F33

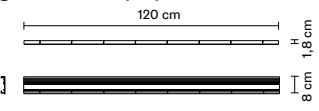
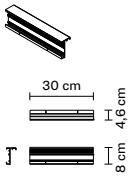
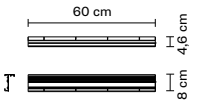
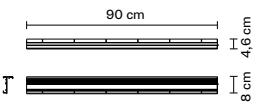
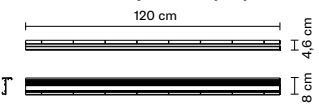
Technical Design

Parete / Wall lamp	Code	Light source	Info	Accessories
	<p>F33 Z03</p> <p>63 Painted grey</p>		Net weight: 2,91 kg	
<p>Parete / Wall lamp</p>				
	<p>F33 Z04</p> <p>63 Painted grey</p>		Net weight: 3,55 kg	
<p>Parete / Wall lamp</p>				
	<p>F33 Z05</p> <p>63 Painted grey</p>		Net weight: 4,20 kg	
<p>Soffitto / Ceiling lamp</p>				
<p>No light source (L1)</p>	<p>F33 M32</p> <p>63 Painted grey</p> <hr/> <p>F33 M32</p> <p>74 Gold-plated aluminium</p>		Net weight: 0,20 kg	
<p>Soffitto / Ceiling lamp</p>				
<p>No light source (L1)</p>	<p>F33 M33</p> <p>63 Painted grey</p> <hr/> <p>F33 M33</p> <p>74 Gold-plated aluminium</p>		Net weight: 0,43 kg	
<p>Soffitto / Ceiling lamp</p>				
<p>No light source (L1)</p>	<p>F33 M34</p> <p>63 Painted grey</p> <hr/> <p>F33 M34</p> <p>74 Gold-plated aluminium</p>		Net weight: 0,63 kg	

Laminis

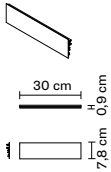
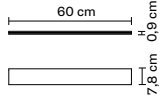
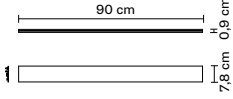
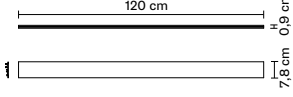
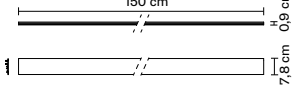
Laminis / F33

Technical Design

Soffitto / Ceiling lamp	Code	Light source	Info	Accessories
<p>No light source (L1)</p> 	<p>F33 M35</p> <p>63 Painted grey</p> <hr/> <p>F33 M35</p> <p>74 Gold-plated aluminium</p>		Net weight: 0,91 kg	
Soffitto / Ceiling lamp		Barra non elettrificata / Bar without electrification		
<p>Light source: Strip LED (L1)</p> 	<p>F33 M42</p> <p>63 Painted grey</p>		Net weight: 0,78 kg Dimm: 1..10V IP20	Not included: Strip LED, Alimentatore / Strip LED (pag. 418), Driver (pag. 534-535)
Soffitto / Ceiling lamp		Modulo / Module		
<p>Light source: Strip LED (L1)</p> 	<p>F33 M43</p> <p>63 Painted grey</p>		Net weight: 1,05 kg Dimm: 1..10V IP20	Not included: Strip LED, Alimentatore / Strip LED (pag. 418), Driver (pag. 534-535)
Soffitto / Ceiling lamp		Modulo / Module		
<p>Light source: Strip LED (L1)</p> 	<p>F33 M44</p> <p>63 Painted grey</p>		Net weight: 1,68 kg Dimm: 1..10V IP20	Not included: Strip LED, Alimentatore / Strip LED (pag. 418), Driver (pag. 534-535)
Soffitto / Ceiling lamp		Modulo / Module		
<p>Light source: Strip LED (L1)</p> 	<p>F33 M45</p> <p>63 Painted grey</p>		Net weight: 2,13 kg Dimm: 1..10V IP20	Not included: Strip LED, Alimentatore / Strip LED (pag. 418), Driver (pag. 534-535)
		Modulo / Module		

Laminis / F33

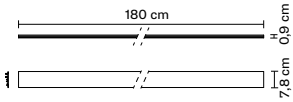
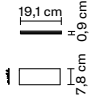
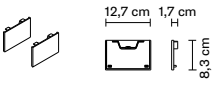
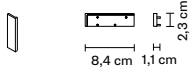
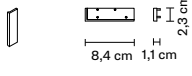
Technical Design

Accessori / Accessories	Code	Light source	Info	Accessories
 <p>Accessori / Accessories</p>	<p>F33 Z10</p> <p>27 Anodized</p> <hr/> <p>F33 Z10</p> <p>74 Gold-plated aluminium</p>	<p>Fascia di rivestimento / Cover</p>	<p>Net weight: 0,23 kg</p>	
 <p>Accessori / Accessories</p>	<p>F33 Z11</p> <p>27 Anodized</p> <hr/> <p>F33 Z11</p> <p>74 Gold-plated aluminium</p>	<p>Fascia di rivestimento / Cover</p>	<p>Net weight: 0,45 kg</p>	
 <p>Accessori / Accessories</p>	<p>F33 Z12</p> <p>27 Anodized</p> <hr/> <p>F33 Z12</p> <p>74 Gold-plated aluminium</p>	<p>Fascia di rivestimento / Cover</p>	<p>Net weight: 0,69 kg</p>	
 <p>Accessori / Accessories</p>	<p>F33 Z13</p> <p>27 Anodized</p> <hr/> <p>F33 Z13</p> <p>74 Gold-plated aluminium</p>	<p>Fascia di rivestimento / Cover</p>	<p>Net weight: 0,91 kg</p>	
 <p>Accessori / Accessories</p>	<p>F33 Z14</p> <p>27 Anodized</p> <hr/> <p>F33 Z14</p> <p>74 Gold-plated aluminium</p>	<p>Fascia di rivestimento / Cover</p>	<p>Net weight: 1,14 kg</p>	

Laminis


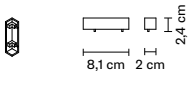
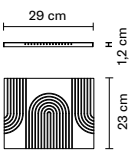
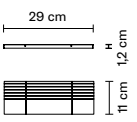
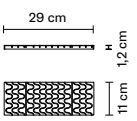
Laminis / F33

Technical Design

Accessori / Accessories	Code	Light source	Info	Accessories
	<p>F33 Z15</p> <p>27 Anodized</p> <hr/> <p>F33 Z15</p> <p>74 Gold-plated aluminium</p>		Net weight: 1,43 kg	
Accessori / Accessories			Fascia di rivestimento / Cover	
	<p>F33 Z16</p> <p>27 Anodized</p> <hr/> <p>F33 Z16</p> <p>74 Gold-plated aluminium</p>		Net weight: 0,14 kg	
Accessori / Accessories			Fascia di rivestimento / Cover	
	<p>F33 Z20</p> <p>12 Gold</p> <hr/> <p>F33 Z20</p> <p>15 Chrome</p>		Net weight: 0,15 kg	
Accessori / Accessories			2 tappi per ogni confezione / 2 caps for each package	
	<p>F33 Z21</p> <p>12 Gold</p> <hr/> <p>F33 Z21</p> <p>15 Chrome</p>		Net weight: 0,03 kg	
Accessori / Accessories			Tappo destro / Right cap	
	<p>F33 Z22</p> <p>12 Gold</p> <hr/> <p>F33 Z22</p> <p>15 Chrome</p>		Net weight: 0,00 kg	
Accessori / Accessories			Tappo sinistro / Left cap	

Laminis / F33

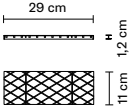
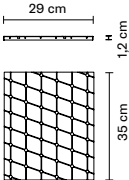
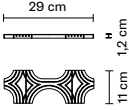
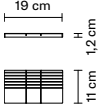
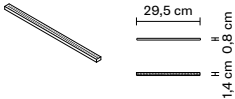

Technical Design

Accessori / Accessories	Code	Light source	Info	Accessories
	F33 Z23 12 Gold		Net weight: 0,02 kg	
	F33 Z23 15 Chrome			
Accessori / Accessories				
	F33 Z24 12 Gold		Net weight: 0,03 kg	
	F33 Z24 15 Chrome			
Accessori / Accessories				
Vetri / Glasses Cerchio 	F33 V01 C2 00 Transparent		Net weight: 3,80 kg	
	F33 V01 C2 47 Amber		Net weight: 3,80 kg	
Vetri / Glasses				
Riga 	F33 V02 C4 00 Transparent		Net weight: 3,01 kg	
	F33 V02 C4 47 Amber		Net weight: 3,01 kg	
Vetri / Glasses				
Onda 	F33 V03 C4 00 Transparent		Net weight: 3,35 kg	

Laminis

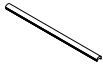
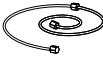
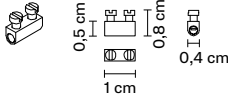
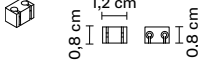
Laminis / F33

Technical Design

Vetri / Glasses	Code	Light source	Info	Accessories
Rombo 	F33 V04 C4 00 Transparent		Net weight: 3,04 kg	
Vetri / Glasses				
Quadro 	F33 V05 C2 00 Transparent		Net weight: 5,51 kg	
Vetri / Glasses				
Ponte 	F33 V06 C4 00 Transparent		Net weight: 2,05 kg	
Vetri / Glasses				
Riga 	F33 V07 C4 00 Transparent <hr/> F33 V07 C4 47 Amber		Net weight: 1,58 kg	
Accessori / Accessories				
	F33 Z51	LED 24Vdc 1x5W 3000K Cri 80+	Energy label A++ (01) Net weight: - kg	Included: LED / LED
Accessori / Accessories				
	F33 Z53 65 White 3000K	LED 24Vdc 23W/mt 3000K Cri 90+	Energy label A++ (01) Net weight: 0,12 kg	Included: LED / LED Not included: Alimentatore / Driver (pag. 534-535)
		Strip LED, prezzo al metro. Al momento dell'ordine comunicare all'azienda le misure del progetto / LED strip, price by meter. When ordering, communicate to the company the dimensions of the project		

Laminis / F33

Technical Design

Accessori / Accessories	Code	Light source	Info	Accessories
 <p>Accessori / Accessories</p>	<p>F33 Z55</p>		<p>Net weight: 0,12 kg</p>	<p>Lente, prezzo al metro. Al momento dell'ordine comunicare all'azienda le misure del progetto / <i>Lens, price by meter. When ordering, communicate to the company the dimensions of the project</i></p>
 <p>Accessori / Accessories</p>	<p>F33 Z49</p>		<p>Net weight: 0,12 kg</p>	<p>Cavo di sostegno. Prezzo al metro / <i>Support cable. Price by meter</i></p>
 <p>Accessori / Accessories</p>	<p>F33 Z48 C08</p>		<p>Net weight: 0,12 kg</p>	<p>Ferma cavo di sicurezza / <i>Cable fastener</i></p>
 <p>Accessori / Accessories</p>	<p>F33 Z50 C09</p>		<p>Net weight: 0,12 kg</p>	<p>Ferma vetro / <i>Glass fastener</i></p>

Laminis

Laminis / F33

Sorgente: GU10 / *Light source: GU10*

Configurazione: 1 o 2 pareti / *Layout: 1 or 2 glass walls*

1. Scelta barra e angoli

Metal bar and angle option

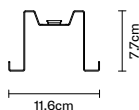
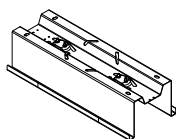
1a. Barre lineari

Linear bars

Lunghezza minima: 30 cm
Modularità ogni 30 cm
Elettrificazione ogni 30 cm (2x7W GU10 LED)
Su richiesta sono disponibili elettrificazioni diverse.
Ogni sistema deve prevedere l'utilizzo di un modulo da 30 cm di partenza.
I moduli starter sono moduli cablati per l'alimentazione di partenza.

*Minimum length: 30 cm
30 cm modularity
Electrification every 30 cm (2x7W GU10 LED)
Different electrification are available on request.
Each system has to use a 30 cm starter module.
The starter modules are electrified.*

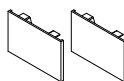
F33M1163 30 cm (Starter)
F33M1263 30 cm (Modulo / Module)
F33M1363 60 cm (Modulo / Module)
F33M1463 90 cm (Modulo / Module)
F33M1563 120 cm (Modulo / Module)



1b. Coppia di tappi

Couple of caps

Alluminio brillantato / *Polished aluminium*
F33Z2015
Alluminio dorato / *Golden aluminium*
F33Z2012



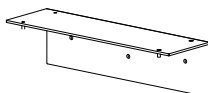
1c. Kit parete

Wall kit

Lunghezza minima: 30 cm
Modularità ogni 30 cm
Per la versione a parete vanno aggiunte alle barre lineari indicate qui a lato (F33M1...) uno dei seguenti kit in base alla lunghezza desiderata.

*Minimum length: 30 cm
30 cm modularity
For the wall version, it must be added to the linear bars indicated at right (F33M1...) one of the following kits according to the desired length.*

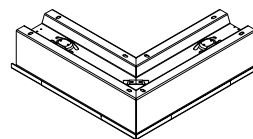
F33Z0263 30 cm
F33Z0363 60 cm
F33Z0463 90 cm
F33Z0563 120 cm



1d. Barra ad angolo

Angle bar

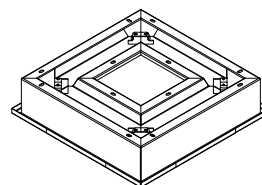
F33M1663 30x30 cm (Starter)



1d. Barra quadrata

Square bar

F33M1763 30x30 cm (Starter)



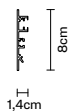
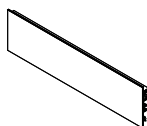
2. Scelta fasce di rivestimento Cover options

Alluminio brillantato / Polished aluminium

- F33Z1027** 30 cm
- F33Z1127** 60 cm
- F33Z1227** 90 cm
- F33Z1327** 120 cm
- F33Z1427** 150 cm
- F33Z1527** 180 cm
- F33Z1627** 19,1 cm

Alluminio dorato / Golden aluminium

- F33Z1074** 30 cm
- F33Z1174** 60 cm
- F33Z1274** 90 cm
- F33Z1374** 120 cm
- F33Z1474** 150 cm
- F33Z1574** 180 cm
- F33Z1674** 19,1 cm

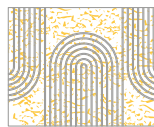


3. Scelta vetri* Glass options*

F33V01C200 Cerchio
Trasparente / Transparent
29x23 cm




F33V01C247 Cerchio
Ambra / Amber
29x23 cm



F33V02C400 Riga
Trasparente / Transparent
29x11 cm



F33V02C447 Riga
Ambra / Amber
29x11 cm




F33V03C400 Onda
Trasparente / Transparent
29x11 cm



F33V04C400 Rombo
Trasparente / Transparent
29x11 cm



F33V05C200 Quadro
Trasparente / Transparent
29x35 cm




F33V06C400 Ponte
Trasparente / Transparent
29x11 cm



F33V07C400 Riga
Trasparente / Transparent
19x11 cm



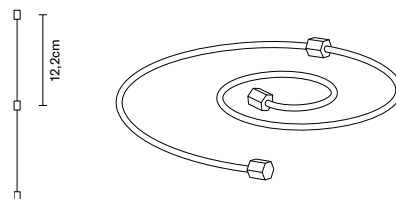
F33V07C447 Riga
Ambra / Amber



4. Cavi di sostegno Support cable

I cavi di sostegno (F33Z49) verranno consegnati in base alla disposizione compositiva, della quale devono essere indicate il numero di vetri e il numero degli spazi vuoti interni alla composizione.

The support cables (F33Z49) delivery is based on the building option preferred, of which the number of glasses and interior empty spaces has to be specified.



5. Ferma cavi di sicurezza Security cable fastener

Nel caso in cui si raggiunga un'altezza superiore a 200 cm dovrà essere ordinato necessariamente il ferma cavo di sicurezza (F33Z48C08), nella misura di 1 per ogni cavo d'acciaio.

In case the composition length were higher than cm 200 one security cable fastener (F33Z48C08) for each stainless steel cable has to be ordered.



* Su richiesta altre colorazioni (visualizzabili sul sito e/o sul Catalogo Generale) e disegni.

* Other colours (that you can browse on the website or on the General Catalogue) and drawings by request.

Laminis / F33

Sorgente: LED BAR / Light source: LED BAR

Configurazione: 1 o 2 pareti / Layout: 1 or 2 glass walls

1. Scelta barra e angoli

Metal bar and angle option

1a. Barre lineari

Linear bars

Lunghezza minima: 30 cm
Modularità ogni 30 cm
Ogni barra è compresa di 4 ferma cavo di sicurezza.
Ogni alimentatore è dimmerabile e supporta

max 12 barre LED.

Minimum length: 30 cm

30 cm modularity

4 security cable fasteners are included in each bar.

Each driver is dimmable and supports max 12 LED bar.

F33M0163 30 cm

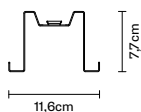
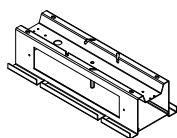
(Starter, Alim. non incluso / Alim. not included)

F33M0263 30 cm

(Starter, 1 Alim. dim. incluso / 1 Alim. dim. included)

F33M0363 30 cm

(Starter, 2 Alim. dim. incluso / 2 Alim. dim. included)



1b. Coppia di tappi

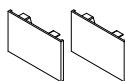
Couple of caps

Alluminio brillantato / Polished aluminium

F33Z2015

Alluminio dorato / Golden aluminium

F33Z2012



1c. Kit parete

Wall kit

Lunghezza minima: 30 cm
Modularità ogni 30 cm
Per la versione a parete vanno aggiunte alle barre lineari indicate qui a lato (F33M0...) uno dei seguenti kit in base alla lunghezza desiderata.

Minimum length: 30 cm

30 cm modularity

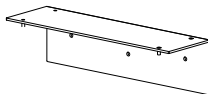
For the wall version, it must be added to the linear bars indicated at right (F33M0...) one of the following kits according to the desired length.

F33Z0263 30 cm

F33Z0363 60 cm

F33Z0463 90 cm

F33Z0563 120 cm



1d. Barra ad angolo

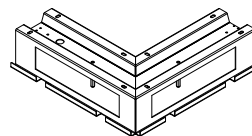
Angle bar

Ogni alimentatore è dimmerabile e supporta max 12 barre LED.

Each driver is dimmable and supports max 12 LED bar.

F33M0663 30x30 cm

(Starter, 2 Alim. dim. incluso / 2 Alim. dim. included)



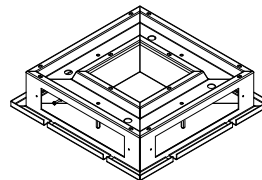
1d. Barra quadrata

Square bar

Ogni alimentatore è dimmerabile e supporta max 12 barre LED.
Each driver is dimmable and supports max 12 LED bar.

F33M0763 30x30 cm

(Starter, 4 Alim. dim. incluso / 4 Alim. dim. included)



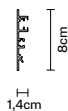
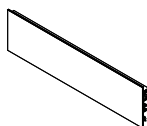
2. Scelta fasce di rivestimento Cover options

Alluminio brillantato / Polished aluminium

- F33Z1027** 30 cm
- F33Z1127** 60 cm
- F33Z1227** 90 cm
- F33Z1327** 120 cm
- F33Z1427** 150 cm
- F33Z1527** 180 cm
- F33Z1627** 19,1 cm

Alluminio dorato / Golden aluminium

- F33Z1074** 30 cm
- F33Z1174** 60 cm
- F33Z1274** 90 cm
- F33Z1374** 120 cm
- F33Z1474** 150 cm
- F33Z1574** 180 cm
- F33Z1674** 19,1 cm

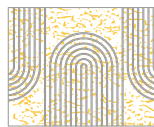


3. Scelta vetri* Glass options*

F33V01C200 Cerchio
Trasparente / Transparent
29x23 cm



F33V01C247 Cerchio
Ambra / Amber
29x23 cm



F33V02C400 Riga
Trasparente / Transparent
29x11 cm



F33V02C447 Riga
Ambra / Amber
29x11 cm




F33V03C400 Onda
Trasparente / Transparent
29x11 cm



F33V04C400 Rombo
Trasparente / Transparent
29x11 cm



F33V05C200 Quadro
Trasparente / Transparent
29x35 cm




F33V06C400 Ponte
Trasparente / Transparent
29x11 cm



F33V07C400 Riga
Trasparente / Transparent
19x11 cm



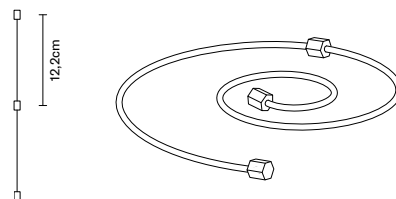
F33V07C447 Riga
Ambra / Amber



4. Cavi di sostegno Support cable

I cavi di sostegno (F33Z49) verranno consegnati in base alla disposizione compositiva, della quale devono essere indicate il numero di vetri e il numero degli spazi vuoti interni alla composizione.

The support cables (F33Z49) delivery is based on the building option preferred, of which the number of glasses and interior empty spaces has to be specified.

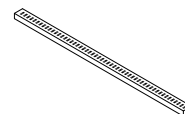


5. Sorgente luminosa a LED LED light source

F33Z51 5W 24Vdc 3000K 400lm CRI 80+

Ogni alimentatore è dimmerabile 1..10V e supporta max 12 barre LED. Altri tipi di dimmerazione su richiesta.

Each driver is dimmable 1..10V and supports max 12 LED bar. Other kind of dimming by request.



* Su richiesta altre colorazioni (visualizzabili sul sito e/o sul Catalogo Generale) e disegni.

* Other colours (that you can browse on the website or on the General Catalogue) and drawings by request.

Laminis / F33

Sorgente: LED STRIP / Light source: LED STRIP

Configurazione: 1 o 2 pareti / Layout: 1 or 2 glass walls

1. Scelta barra e angoli

Metal bar and angle option

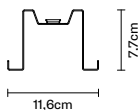
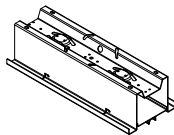
1a. Barre lineari

Linear bars

Lunghezza minima: 30 cm
Modularità ogni 30 cm
LED e driver non inclusi.

*Minimum length: 30 cm
30 cm modularity
LED and driver not included.*

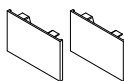
F33M2263 30 cm
F33M2363 60 cm
F33M2463 90 cm
F33M2563 120 cm



1b. Coppia di tappi

Couple of caps

Alluminio brillantato / Polished aluminium
F33Z2015
Alluminio dorato / Golden aluminium
F33Z2012



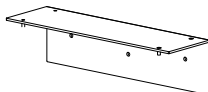
1c. Kit parete

Wall kit

Lunghezza minima: 30 cm
Modularità ogni 30 cm
Per la versione a parete vanno aggiunte alle barre lineari indicate qui a lato (F33M2...) uno dei seguenti kit in base alla lunghezza desiderata.

*Minimum length: 30 cm
30 cm modularity
For the wall version, it must be added to the linear bars indicated at right (F33M2...) one of the following kits according to the desired length.*

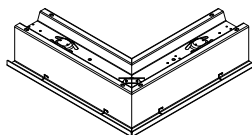
F33Z0263 30 cm
F33Z0363 60 cm
F33Z0463 90 cm
F33Z0563 120 cm



1d. Barra ad angolo

Angle bar

F33M2663 30x30 cm (Starter)

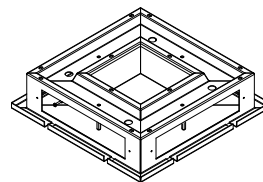


1e. Barra quadrata

Square bar

F33M2763 30x30 cm

LED e driver non inclusi.
LED and driver not included.



2. Scelta fasce di rivestimento

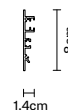
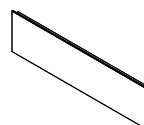
Cover options

Alluminio brillantato / Polished aluminium

F33Z1027 30 cm
F33Z1127 60 cm
F33Z1227 90 cm
F33Z1327 120 cm
F33Z1427 150 cm
F33Z1527 180 cm
F33Z1627 19,1 cm

Alluminio dorato / Golden aluminium

F33Z1074 30 cm
F33Z1174 60 cm
F33Z1274 90 cm
F33Z1374 120 cm
F33Z1474 150 cm
F33Z1574 180 cm
F33Z1674 19,1 cm



3. Scelta vetri* Glass options*

F33V01C200 Cerchio
Trasparente / Transparent
29x23 cm




F33V01C247 Cerchio
Ambra / Amber
29x23 cm



F33V02C400 Riga
Trasparente / Transparent
29x11 cm



F33V02C447 Riga
Ambra / Amber
29x11 cm




F33V03C400 Onda
Trasparente / Transparent
29x11 cm



F33V04C400 Rombo
Trasparente / Transparent
29x11 cm



F33V05C200 Quadro
Trasparente / Transparent
29x35 cm



F33V06C400 Ponte
Trasparente / Transparent
29x11 cm



F33V07C400 Riga
Trasparente / Transparent
19x11 cm



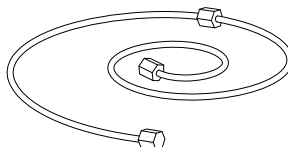
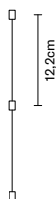
F33V07C447 Riga
Ambra / Amber



4. Cavi di sostegno Support cable

I cavi di sostegno (F33Z49) verranno consegnati in base alla disposizione compositiva, della quale devono essere indicate il numero di vetri e il numero degli spazi vuoti interni alla composizione.

The support cables (F33Z49) delivery is based on the building option preferred, of which the number of glasses and interior empty spaces has to be specified.



5. Ferma cavi di sicurezza Security cable fastener

Nel caso in cui si raggiunga un'altezza superiore a 200 cm dovrà essere ordinato necessariamente il ferma cavo di sicurezza (F33Z48C08), nella misura di 1 per ogni cavo d'acciaio.

In case the composition length were higher than cm 200 one security cable fastener (F33Z48C08) for each stainless steel cable has to be ordered.

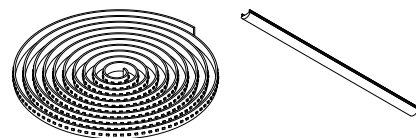


6. Sorgente luminosa a LED e lente / LED and lens light source

F33Z53 LED Strip 24Vdc 3000K CRI 90+
23W 2600lm al metro / by meter
F33Z55 LED Lens 30°

Vendute al metro.
Specificare le lunghezze delle singole tratte lineari.

*Sold by meter.
Specify the lengths of the single linear section.*



7. Alimentazione Power supply

Selezionare l'alimentatore a tensione costante adeguato alla misura del tratto lineare:

A50202 20W 24Vdc, dimm. 1..10V (max 60cm)
A50203 25W 24Vdc, dimm. 1..10V (max 90cm)
A50204 40W 24Vdc, dimm. 1..10V (max 150cm)
A50205 60W 24Vdc, dimm. 1..10V (max 240cm)
A50206 90W 24Vdc, dimm. 1..10V (max 360cm)
A50308 Kit per controllo Dali (4 canali d'uscita), Push e 1..10V (max 360cm)

Choose the suitable LED power supply constant voltage according to the length of the structure:

A50202 20W 24Vdc, dimmable 1..10V (max 60cm)
A50203 25W 24Vdc, dimmable 1..10V (max 90cm)
A50204 40W 24Vdc, dimmable 1..10V (max 150cm)
A50205 60W 24Vdc, dimmable 1..10V (max 240cm)
A50206 90W 24Vdc, dimmable 1..10V (max 360cm)
A50308 Dali (4 output channel), Push and 1..10V kit control (max 360cm)

* Su richiesta altre colorazioni (visualizzabili sul sito e/o sul Catalogo Generale) e disegni.
* Other colours (that you can browse on the website or on the General Catalogue) and drawings by request.

Laminis / F33

Senza sorgente / *No light source*

Configurazione: 1 pareti / *Layout: 1 glass wall*

1. Scelta barra e angoli

Metal bar and angle option

1a. Barre lineari

Linear bars

Lunghezza minima: 30 cm
Modularità ogni 30 cm

*Minimum length: 30 cm
30 cm modularity*

Alluminio brillantato / *Polished aluminium*

F33M3263 30 cm

F33M3363 60 cm

F33M3463 90 cm

F33M3563 120 cm

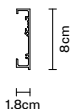
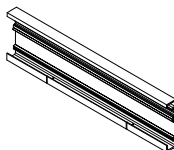
Alluminio dorato / *Golden aluminium*

F33M3274 30 cm

F33M3374 60 cm

F33M3474 90 cm

F33M3574 120 cm



1b. Tappi

Caps

Alluminio brillantato / *Polished aluminium*

F33Z2115 Tappo destro / *Right cap*

F33Z2215 Tappo sinistro / *Left cap*

Alluminio dorato / *Golden aluminium*

F33Z2112 Tappo destro / *Right cap*

F33Z2212 Tappo sinistro / *Left cap*



2. Scelta fasce di rivestimento

Cover options

Alluminio brillantato / *Polished aluminium*

F33Z1027 30 cm

F33Z1127 60 cm

F33Z1227 90 cm

F33Z1327 120 cm

F33Z1427 150 cm

F33Z1527 180 cm

F33Z1627 19,1 cm

Alluminio dorato / *Golden aluminium*

F33Z1074 30 cm

F33Z1174 60 cm

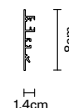
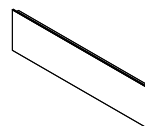
F33Z1274 90 cm

F33Z1374 120 cm

F33Z1474 150 cm

F33Z1574 180 cm

F33Z1674 19,1 cm



3. Scelta vetri* Glass options*

F33V01C200 Cerchio
Trasparente / Transparent
29x23 cm




F33V01C247 Cerchio
Ambra / Amber
29x23 cm



F33V02C400 Riga
Trasparente / Transparent
29x11 cm



F33V02C447 Riga
Ambra / Amber
29x11 cm




F33V03C400 Onda
Trasparente / Transparent
29x11 cm



F33V04C400 Rombo
Trasparente / Transparent
29x11 cm



F33V05C200 Quadro
Trasparente / Transparent
29x35 cm




F33V06C400 Ponte
Trasparente / Transparent
29x11 cm



F33V07C400 Riga
Trasparente / Transparent
19x11 cm



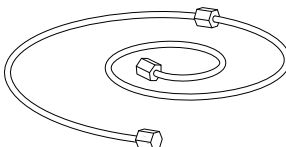
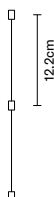
F33V07C447 Riga
Ambra / Amber



4. Cavi di sostegno Support cable

I cavi di sostegno (F33Z49) verranno consegnati in base alla disposizione compositiva, della quale devono essere indicate il numero di vetri e il numero degli spazi vuoti interni alla composizione.

The support cables (F33Z49) delivery is based on the building option preferred, of which the number of glasses and interior empty spaces has to be specified.



5. Ferma cavi di sicurezza Security cable fastener

Nel caso in cui si raggiunga un'altezza superiore a 200 cm dovrà essere ordinato necessariamente il ferma cavo di sicurezza (F33Z48C08), nella misura di 1 per ogni cavo d'acciaio.

In case the composition length were higher than cm 200 one security cable fastener (F33Z48C08) for each stainless steel cable has to be ordered.



* Su richiesta altre colorazioni (visualizzabili sul sito e/o sul Catalogo Generale) e disegni.
* Other colours (that you can browse on the website or on the General Catalogue) and drawings by request.

Laminis / F33

Sorgente: LED STRIP / *Light source: LED STRIP*

Configurazione: 1 parete / *Layout: 1 glass wall*

1. Scelta barra e angoli

Metal bar and angle option

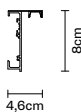
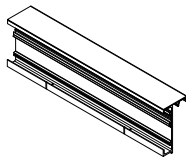
1a. Barre lineari

Linear bars

Lunghezza minima: 30 cm
Modularità ogni 30 cm
LED e driver non inclusi.

*Minimum length: 30 cm
30 cm modularity
LED and driver not included.*

F33M4263 30 cm
F33M4363 60 cm
F33M4463 90 cm
F33M4563 120 cm



1b. Tappi

Caps

Alluminio brillantato / *Polished aluminium*
F33Z2115 Tappo destro / *Right cap*
F33Z2215 Tappo sinistro / *Left cap*

Alluminio dorato / *Golden aluminium*
F33Z2112 Tappo destro / *Right cap*
F33Z2212 Tappo sinistro / *Left cap*



2. Scelta fasce di rivestimento

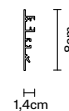
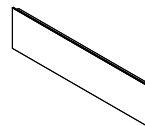
Cover options

Alluminio brillantato / *Polished aluminium*

F33Z1027 30 cm
F33Z1127 60 cm
F33Z1227 90 cm
F33Z1327 120 cm
F33Z1427 150 cm
F33Z1527 180 cm
F33Z1627 19,1 cm

Alluminio dorato / *Golden aluminium*

F33Z1074 30 cm
F33Z1174 60 cm
F33Z1274 90 cm
F33Z1374 120 cm
F33Z1474 150 cm
F33Z1574 180 cm
F33Z1674 19,1 cm



3. Scelta vetri* Glass options*

F33V01C200 Cerchio
Trasparente / Transparent
29x23 cm




F33V01C247 Cerchio
Ambra / Amber
29x23 cm



F33V02C400 Riga
Trasparente / Transparent
29x11 cm



F33V02C447 Riga
Ambra / Amber
29x11 cm




F33V03C400 Onda
Trasparente / Transparent
29x11 cm



F33V04C400 Rombo
Trasparente / Transparent
29x11 cm



F33V05C200 Quadro
Trasparente / Transparent
29x35 cm



F33V06C400 Ponte
Trasparente / Transparent
29x11 cm



F33V07C400 Riga
Trasparente / Transparent
19x11 cm



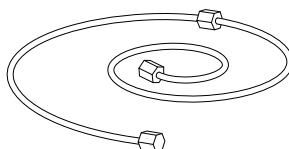
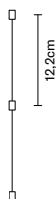
F33V07C447 Riga
Ambra / Amber



4. Cavi di sostegno Support cable

I cavi di sostegno (F33Z49) verranno consegnati in base alla disposizione compositiva, della quale devono essere indicate il numero di vetri e il numero degli spazi vuoti interni alla composizione.

The support cables (F33Z49) delivery is based on the building option preferred, of which the number of glasses and interior empty spaces has to be specified.



5. Ferma cavi di sicurezza Security cable fastener

Nel caso in cui si raggiunga un'altezza superiore a 200 cm dovrà essere ordinato necessariamente il ferma cavo di sicurezza (F33Z48C08), nella misura di 1 per ogni cavo d'acciaio.

In case the composition length were higher than cm 200 one security cable fastener (F33Z48C08) for each stainless steel cable has to be ordered.

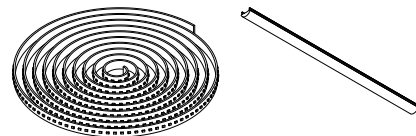


6. Sorgente luminosa a LED e lente / LED and lens light source

F33Z53 LED Strip 24Vdc 3000K CRI 90+
23W 2600lm al metro / by meter
F33Z55 LED Lens 30°

Vendute al metro.
Specificare le lunghezze delle singole tratte lineari.

*Sold by meter.
Specify the lengths of the single linear section.*



7. Alimentazione Power supply

Selezionare l'alimentatore a tensione costante adeguato alla misura del tratto lineare:

A50202 20W 24Vdc, dimm. 1..10V (max 60cm)
A50203 25W 24Vdc, dimm. 1..10V (max 90cm)
A50204 40W 24Vdc, dimm. 1..10V (max 150cm)
A50205 60W 24Vdc, dimm. 1..10V (max 240cm)
A50206 90W 24Vdc, dimm. 1..10V (max 360cm)
A50308 Kit per controllo Dali (4 canali d'uscita), Push e 1..10V (max 360cm)

Choose the suitable LED power supply constant voltage according to the length of the structure:

A50202 20W 24Vdc, dimmable 1..10V (max 60cm)
A50203 25W 24Vdc, dimmable 1..10V (max 90cm)
A50204 40W 24Vdc, dimmable 1..10V (max 150cm)
A50205 60W 24Vdc, dimmable 1..10V (max 240cm)
A50206 90W 24Vdc, dimmable 1..10V (max 360cm)
A50308 Dali (4 output channel), Push and 1..10V kit control (max 360cm)

* Su richiesta altre colorazioni (visualizzabili sul sito e/o sul Catalogo Generale) e disegni.
* Other colours (that you can browse on the website or on the General Catalogue) and drawings by request.

Laminis / F33

My Glass
Custom Base

1. Il percorso di personalizzazione inizia con la scelta dei vetri Laminis che andranno a formare la parete.*

*The customization path starts with the choice of Laminis glasses which will form the glass wall.**

F33V01C200 Cerchio
Trasparente / *Transparent*
29x23 cm



F33V01C247 Cerchio
Ambra / *Amber*
29x23 cm



F33V02C400 Riga
Trasparente / *Transparent*
29x11 cm



F33V02C447 Riga
Ambra / *Amber*
29x11 cm




F33V03C400 Onda
Trasparente / *Transparent*
29x11 cm



F33V04C400 Rombo
Trasparente / *Transparent*
29x11 cm



F33V05C200 Quadro
Trasparente / *Transparent*
29x35 cm



F33V06C400 Ponte
Trasparente / *Transparent*
29x11 cm



F33V07C400 Riga
Trasparente / *Transparent*
19x11 cm




F33V07C447 Riga
Ambra / *Amber*



2. Combinandoli si possono ottenere infinite possibilità di personalizzazione.

Combining them you can get endless customization possibilities.

EXAMPLE




F33V06C400

Fantasia regolare
Regular pattern

* Su richiesta altre colorazioni.
* *Other colours by request.*

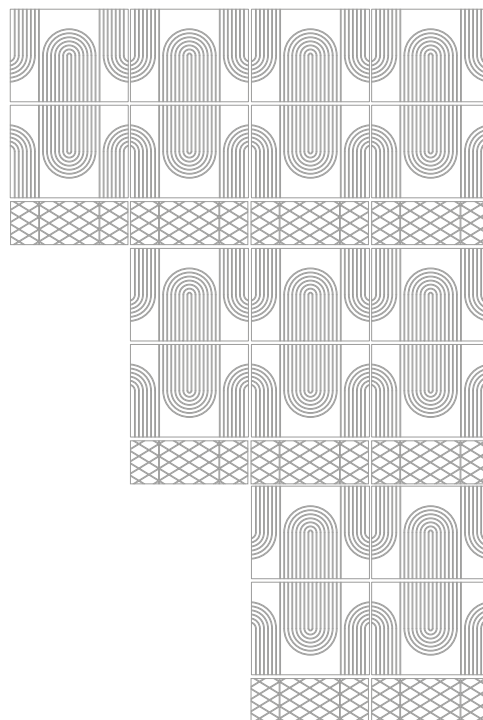
EXAMPLE



F33V01C200 / F33V01C247 / F33V02C400 / F33V02C447
F33V03C400 / F33V04C400 / F33V05C200

Mescolanza di diversi vetri
Mix of different glasses

EXAMPLE



F33V01C200 / F33V04C400

Distribuzione personalizzata dei vetri
Custom combination of the glasses

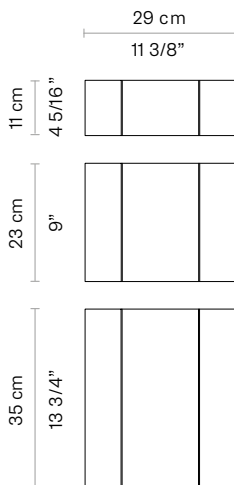
Laminis / F33

My Glass
Custom Base

DIMENSIONE VETRI GLASSES DIMENSION

La larghezza di tutti i vetri parte da una base di 30 cm/11 3/4" e si sviluppa in multipli.

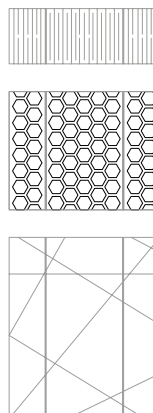
The various glasses must have a width of 30 cm/11 3/4", or multiple, although they have different sizes.



DISEGNO PERSONALIZZATO DESIGN IT YOUR SELF

C'è la possibilità di scegliere tra le lavorazioni grafiche del vetro da noi proposte oppure possiamo produrre il motivo grafico disegnato da te.

You can choose one of our glass patterns or you can create your own design and we'll produce it for you.



* Fattibilità dei disegni da verificare in base al processo produttivo vetrario.

* Feasibility of the designs to be verified according to the glass production process.

COLORAZIONE COLOUR

C'è la possibilità di personalizzare la finitura cromatica dei singoli vetri scegliendo tra quelli qui indicati.

Possibility to choose the colour finishing of the single glasses among those described here.



40
ametista
amethyst



03
rosso
red



32
arancione
orange



47
ambra
amber



04
giallo
yellow



50
verde chiaro
light green



43
verde
green



29
verde scuro
dark green



10
azzurro chiaro
light sky-blue



05
azzurro
sky-blue



31
blu
blue



58
grigio
light grey



02
nero
black





01
bianco
white

DISTRIBUZIONE ARRANGEMENT

C'è la possibilità di scegliere la distribuzione dei singoli vetri.

Possibility to choose the arrangement of the single glasses.

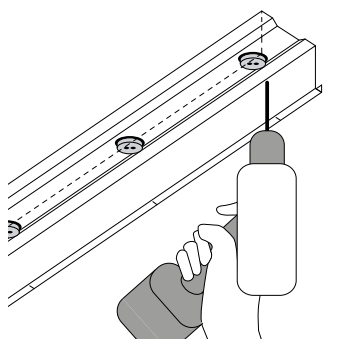


* Gli stessi colori (visualizzabili sul sito e/o sul Catalogo Generale), fatti a mano, potrebbero subire delle variazioni.

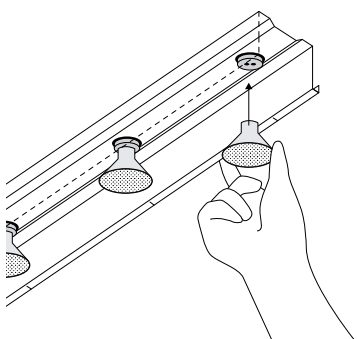
* The same colours (that you can browse on the website or on the General Catalogue), handmade, could change.

Laminis / F33

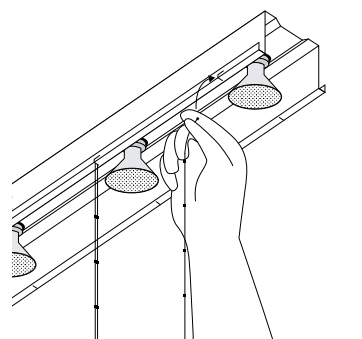
Montaggio
Assembly



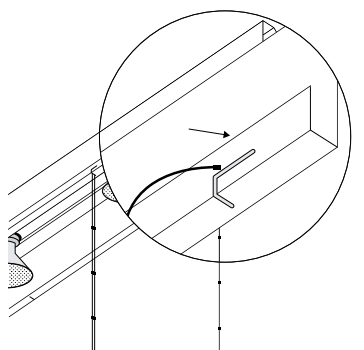
Collegamento elettrico e fissaggio della barra.
Electrical connection and bar fastening.



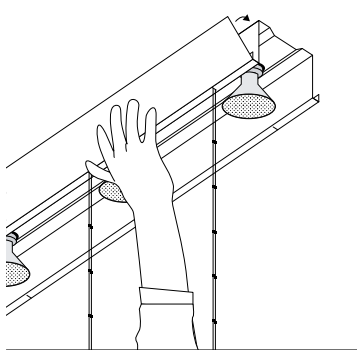
Inserimento delle lampadine.
Light bulbs installation.



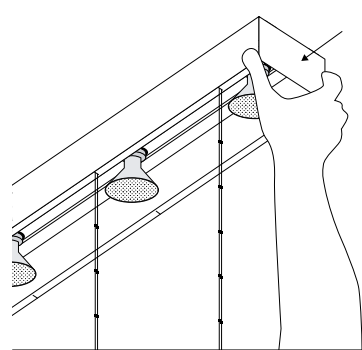
Inserimento dei cavi e loro taglio a misura.
Stainless steel cables insertion and cut.



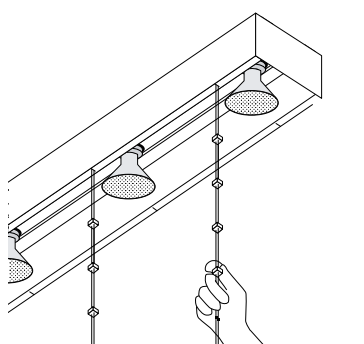
Dettaglio dell'inserimento del cavo.
Cable insertion detail.



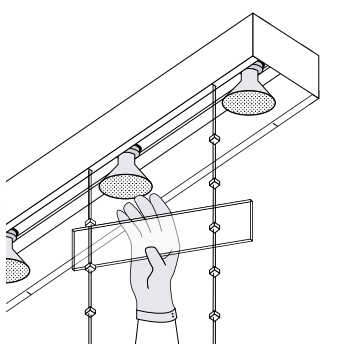
Posizionamento della fascia di rivestimento.
Cover assembly.



Inserimento dei tappi di chiusura.
Locking caps assembly.



Montaggio dei ferma vetro.
Glass fastener assembly.

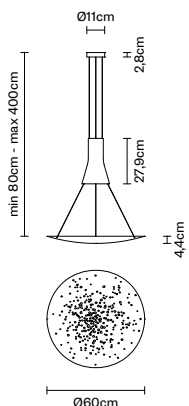


Inserimento degli elementi in vetro cristallino.
Glass tiles insertion.

Lens / F46

Lucie Koldova

Sospensione / Pendant lamp



F46 A01

- 14 Satin-finish burnished
- 56 Rust
- 76 Bronze

LED 220-240V
1x24W
3000K
Cri 92+

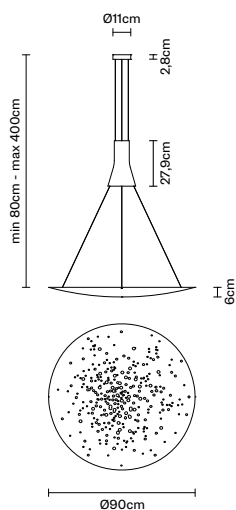
Energy label
A++ (01)
Net weight: 6,08 kg
Dimm: TRIAC

IP40

Included:
LED, Alimentatore elettronico dimmerabile / LED, Dimmable electronic driver

Laminis

Sospensione / Pendant lamp



F46 A03

- 14 Satin-finish burnished
- 56 Rust
- 76 Bronze

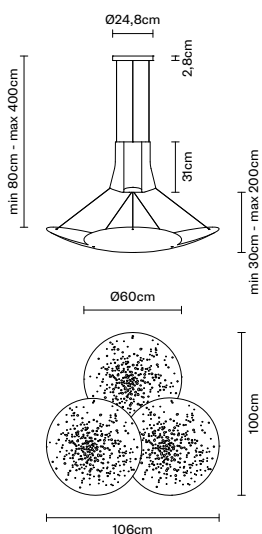
LED 220-240V
1x24W
3000K
Cri 92+

Energy label
A++ (01)
Net weight: 9,34 kg
Dimm: TRIAC

IP40

Included:
LED, Alimentatore elettronico dimmerabile / LED, Dimmable electronic driver

Sospensione / Pendant lamp



F46 A05

- 14 Satin-finish burnished
- 56 Rust
- 76 Bronze
- 99 Multicolour

LED 220-240V
3x24W
3000K
Cri 92+

Energy label
A++ (01)
Net weight: 16,77 kg
Dimm: 1..10V

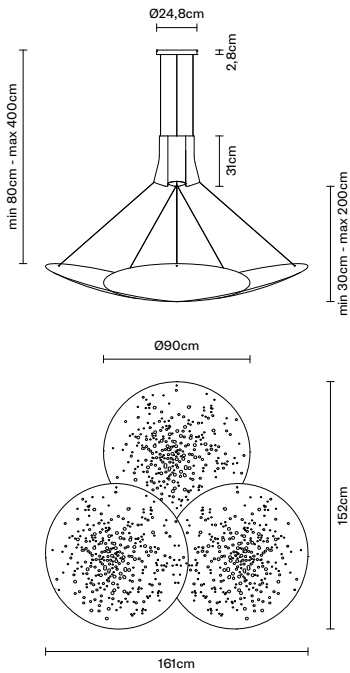
IP40

Included:
LED, Alimentatore elettronico dimmerabile / LED, Dimmable electronic driver

Lens / F46

Lucie Koldova

Sospensione / Pendant lamp



F46 A07

14 Satin-finish
burnished
56 Rust
76 Bronze
99 Multicolour


LED 220-240V
3x24W
3000K
Cri 92+

Energy label
A++ (01)
Net weight: 26,55
kg
Dimm: 1..10V

IP40

Included:
LED, Alimentatore
elettronico
dimmerabile /
LED, Dimmable
electronic driver

Parete-Soffitto / Wall-Ceiling lamp



F46 G01

14 Satin-finish
burnished
56 Rust
76 Bronze

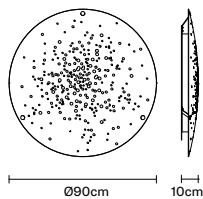
LED 220-240V
1x45W
3000K
1725lm Cri 90+

Energy label
A++ (01)
Net weight: 6,08 kg

IP20

Included:
LED, Alimentatore
elettronico / LED,
Electronic driver

Parete-Soffitto / Wall-Ceiling lamp



F46 G03

14 Satin-finish
burnished
56 Rust
76 Bronze

LED 220-240V
1x86W
3000K
Cri 90+

Energy label
A++ (01)
Net weight: 9,34 kg

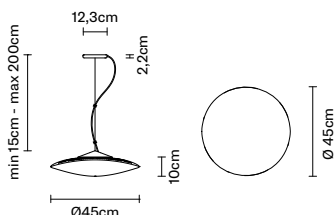
IP20

Included:
LED, Alimentatore
elettronico / LED,
Electronic driver

Loop / F35

Constance Guisset

Sospensione / Pendant lamp

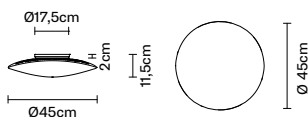


Code	Light source	Info	Accessories
F35 A01 00 Transparent	LED 220-240V 1x17W 3000K Cri 80+	Energy label A++ (01) Net weight: 4,27 kg Dimm: TRIAC IP20	Included: LED, Kit per decentramento / LED, Off-center cable fastener
F35 A03 00 Transparent	R7s (78 mm) 220-240V 1x7W - LED cod. A11509C01 Max Watt. 120W	Energy label A++ → C (04) Net weight: 3,51 kg Dimm: TRIAC IP20	Included: Kit per decentramento / Off-center cable fastener Not included: Lampadina / Bulb (pag. 536-537)

Struttura verniciata nera opaca / Black painted matt structure

Struttura verniciata nera opaca / Black painted matt structure

Parete-Soffitto / Wall-Ceiling lamp



F35 G01 00 Transparent	LED 220-240V 1x17W 3000K Cri 80+	Energy label A++ (01) Net weight: 3,71 kg Dimm: TRIAC IP40	Included: LED / LED
F35 G03 00 Transparent	R7s (78 mm) 220-240V 1x7W - LED cod. A11509C01 Max Watt. 120W	Energy label A++ → C (04) Net weight: 3,71 kg Dimm: TRIAC IP40	Not included: Lampadina / Bulb (pag. 536-537)

Struttura verniciata bianca opaca / Opaque white painted structure

Struttura verniciata bianca opaca / Opaque white painted structure

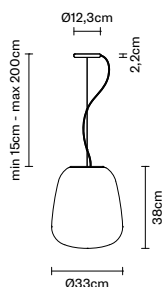
Laminis • Lens

Lumi / F07

Alberto Saggia & Valerio Sommella / D&G Studio

Sospensione / Pendant lamp

Baka

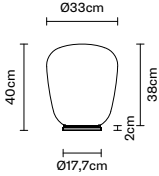
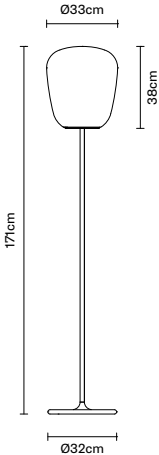
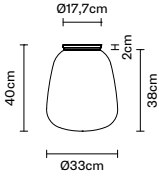
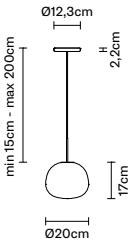


Code	Light source	Info	Accessories
F07 A15 01 White	E27 220-240V 1x22W - LED cod. A10231C01 Max Watt. 150W	Energy label A++ (02) Net weight: 3,22 kg Dimm: TRIAC IP20	Included: Kit per decentramento / Off-center cable fastener Not included: Lampadina / Bulb (pag. 536-537)
F07 A35 01 White	LED 220-240V 1x17W 3000K Cri 80+	Energy label A++ (01) Net weight: 3,20 kg Dimm: TRIAC IP20	Included: LED, Kit per decentramento / LED, Off-center cable fastener

437 • Fabbian Design Book

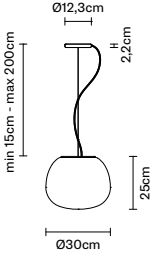
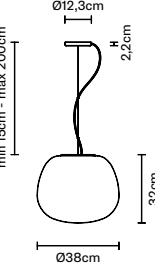
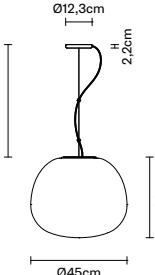
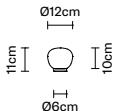
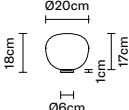
Lumi / F07

Alberto Saggia & Valerio Sommella / D&G Studio

Tavolo / Table lamp	Code	Light source	Info	Accessories
Baka 	F07 B21 01 White	E27 220-240V 1x22W - LED cod. A10231C01 Max Watt. 150W	Energy label A++ (02) Net weight: 3,22 kg IP40 <input type="checkbox"/>	Not included: Lampadina / Bulb (pag. 536-537)
	F07 B41 01 White	LED 220-240V 1x17W 3000K Cri 80+	Energy label A++ (01) Net weight: 2,71 kg IP40 <input type="checkbox"/>	Included: LED / LED
Terra / Floor lamp Baka 	F07 C07 01 White	E27 220-240V 1x22W - LED cod. A10231C01 Max Watt. 150W	Energy label A++ (02) Net weight: 9,38 kg IP40 <input type="checkbox"/>	Not included: Lampadina / Bulb (pag. 536-537)
Soffitto / Ceiling lamp Baka 	F07 E07 01 White	E27 220-240V 1x22W - LED cod. A10231C01 Max Watt. 150W	Energy label A++ (02) Net weight: 3,27 kg Dimm: TRIAC IP40	Not included: Lampadina / Bulb (pag. 536-537)
	F07 E11 01 White	LED 220-240V 1x17W 3000K Cri 80+	Energy label A++ (01) Net weight: 3,38 kg Dimm: TRIAC IP40	Included: LED / LED
Sospensione / Pendant lamp Mochi 	F07 A05 01 White	G9 220-240V 1x3,5W - LED cod. A11010C01 Max Watt. 60W	Energy label A++ → D (06) Net weight: 0,96 kg Dimm: TRIAC IP40	Included: Kit per decentramento / Off-center cable fastener Not included: Lampadina / Bulb (pag. 536-537)

Lumi / F07

Alberto Saggia & Valerio Sommella / D&G Studio

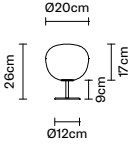
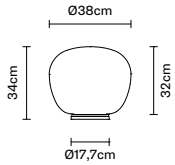
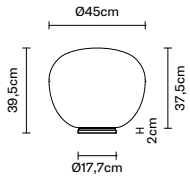
Sospensione / Pendant lamp	Code	Light source	Info	Accessories
<p>Mochi</p> 	<p>F07 A07</p> <p>01 White</p>	<p>E27 220-240V 1x22W - LED cod. A10231C01</p> <p>Max Watt. 150W</p>	<p>Energy label A++ (02) Net weight: 2,27 kg Dimm: TRIAC</p> <p>IP20</p>	<p>Included: Kit per decentramento / Off-center cable fastener</p> <p>Not included: Lampadina / Bulb (pag. 536-537)</p>
	<p>F07 A41</p> <p>01 White</p>	<p>LED 220-240V 1x17W 3000K Cri 80+</p>	<p>Energy label A++ (01) Net weight: 3,00 kg Dimm: TRIAC</p> <p>IP20</p>	
<p>Sospensione / Pendant lamp</p> <p>Mochi</p> 	<p>F07 A01</p> <p>01 White</p>	<p>E27 220-240V 1x22W - LED cod. A10231C01</p> <p>Max Watt. 150W</p>	<p>Energy label A++ (02) Net weight: 3,38 kg Dimm: TRIAC</p> <p>IP20</p>	<p>Included: Kit per decentramento / Off-center cable fastener</p> <p>Not included: Lampadina / Bulb (pag. 536-537)</p>
	<p>F07 A37</p> <p>01 White</p>	<p>LED 220-240V 1x17W 3000K Cri 80+</p>	<p>Energy label A++ (01) Net weight: 3,12 kg Dimm: TRIAC</p> <p>IP20</p>	
<p>Sospensione / Pendant lamp</p> <p>Mochi</p> 	<p>F07 A03</p> <p>01 White</p>	<p>E27 220-240V 1x22W - LED cod. A10231C01</p> <p>Max Watt. 205W</p>	<p>Energy label A++ (02) Net weight: 4,54 kg Dimm: TRIAC</p> <p>IP20</p>	<p>Included: Kit per decentramento / Off-center cable fastener</p> <p>Not included: Lampadina / Bulb (pag. 536-537)</p>
	<p>F07 A39</p> <p>01 White</p>	<p>LED 220-240V 1x17W 3000K Cri 80+</p>	<p>Energy label A++ (01) Net weight: 3,99 kg Dimm: TRIAC</p> <p>IP20</p>	
<p>Tavolo / Table lamp</p> <p>Mochi</p> 	<p>F07 B01</p> <p>01 White</p>	<p>G9 220-240V 1x3,5W - LED cod. A11010C01</p> <p>Max Watt. 20W</p>	<p>Energy label A++ → D (06) Net weight: 0,46 kg</p> <p>IP40 <input type="checkbox"/></p>	<p>Not included: Lampadina / Bulb (pag. 536-537)</p>
<p>Tavolo / Table lamp</p> <p>Mochi</p> 	<p>F07 B07</p> <p>01 White</p>	<p>G9 220-240V 1x3,5W - LED cod. A11010C01</p> <p>Max Watt. 48W</p>	<p>Energy label A++ → D (06) Net weight: 0,53 kg</p> <p>IP40 <input type="checkbox"/></p>	

Lens • Loop

439 • Fabbian Design Book

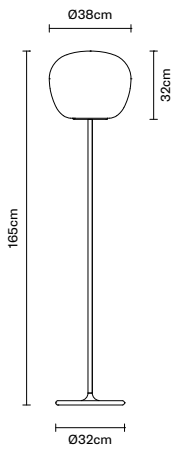

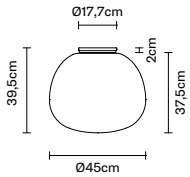

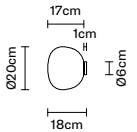
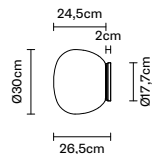
Lumi / F07

Alberto Saggia & Valerio Sommella / D&G Studio

Tavolo / Table lamp	Code	Light source	Info	Accessories
<p>Mochi</p> 	<p>F07 B03</p> <p>01 White</p>	<p>G9 220-240V 1x3,5W - LED cod. A11010C01</p> <p>Max Watt. 48W</p>	<p>Energy label A++ → D (06) Net weight: 1,11 kg</p> <p>IP40 <input type="checkbox"/></p>	<p>Not included: Lampadina / Bulb (pag. 536-537)</p>
<p>Tavolo / Table lamp</p>	<p>F07 B09</p> <p>01 White</p>	<p>E27 220-240V 1x22W - LED cod. A10231C01</p> <p>Max Watt. 150W</p>	<p>Energy label A++ (02) Net weight: 1,91 kg</p> <p>IP40 <input type="checkbox"/></p>	<p>Not included: Lampadina / Bulb (pag. 536-537)</p>
<p>Tavolo / Table lamp</p>	<p>F07 B45</p> <p>01 White</p>	<p>LED 220-240V 1x17W 3000K Cri 80+</p>	<p>Energy label A++ (01) Net weight: 1,80 kg Dimm: TRIAC</p> <p>IP40 <input type="checkbox"/></p>	<p>Included: LED / LED</p>
<p>Mochi</p> 	<p>F07 B05</p> <p>01 White</p>	<p>E27 220-240V 1x22W - LED cod. A10231C01</p> <p>Max Watt. 150W</p>	<p>Energy label A++ (02) Net weight: 2,93 kg</p> <p>IP40 <input type="checkbox"/></p>	<p>Not included: Lampadina / Bulb (pag. 536-537)</p>
<p>Tavolo / Table lamp</p>	<p>F07 B43</p> <p>01 White</p>	<p>LED 220-240V 1x17W 3000K Cri 80+</p>	<p>Energy label A++ (01) Net weight: 3,25 kg</p> <p>IP40 <input type="checkbox"/></p>	<p>Included: LED / LED</p>
<p>Mochi</p> 	<p>F07 B11</p> <p>01 White</p>	<p>E27 220-240V 1x22W - LED cod. A10231C01</p> <p>Max Watt. 150W</p>	<p>Energy label A++ (02) Net weight: 3,53 kg</p> <p>IP40 <input type="checkbox"/></p>	<p>Not included: Lampadina / Bulb (pag. 536-537)</p>
<p>Tavolo / Table lamp</p>	<p>F07 B47</p> <p>01 White</p>	<p>LED 220-240V 1x17W 3000K Cri 80+</p>	<p>Energy label A++ (01) Net weight: 4,85 kg</p> <p>IP40 <input type="checkbox"/></p>	<p>Included: LED / LED</p>

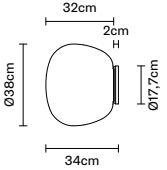
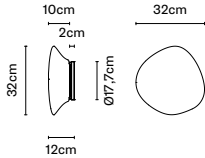
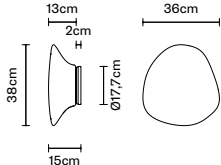
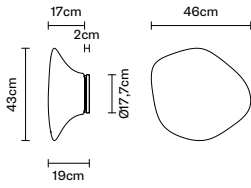
Lumi / F07

Alberto Saggia & Valerio Sommella / D&G Studio

Terra / Floor lamp	Code	Light source	Info	Accessories
<p>Mochi</p>  <p>Ø38cm 165cm 32cm Ø32cm</p>	<p>F07 C01</p> <p>01 White</p>	<p>E27 220-240V 1x22W - LED cod. A10231C01</p> <p>Max Watt. 150W</p>	<p>Energy label A++ (02) Net weight: 8,97 kg</p> <p>IP40 </p>	<p>Not included: Lampadina / Bulb (pag. 536-537)</p>
<p>Soffitto / Ceiling lamp</p>	<p>F07 E05</p> <p>01 White</p>	<p>E27 220-240V 1x22W - LED cod. A10231C01</p> <p>Max Watt. 205W</p>	<p>Energy label A++ (02) Net weight: 3,61 kg Dimm: TRIAC</p> <p>IP40</p>	<p>Not included: Lampadina / Bulb (pag. 536-537)</p>
<p>Mochi</p>  <p>Ø17,7cm 39,5cm H 2cm Ø45cm 37,5cm</p>	<p>F07 E13</p> <p>01 White</p>	<p>LED 220-240V 1x17W 3000K Cri 80+</p>	<p>Energy label A++ (01) Net weight: 4,70 kg Dimm: TRIAC</p> <p>IP40</p>	<p>Included: LED / LED</p>
<p>Parete-Soffitto / Wall-Ceiling lamp</p>	<p>F07 G01</p> <p>01 White</p>	<p>G9 220-240V 1x3,5W - LED cod. A11010C01</p> <p>Max Watt. 20W</p>	<p>Energy label A++ → D (06) Net weight: 0,23 kg Dimm: TRIAC</p> <p>IP44 </p>	<p>Not included: Lampadina / Bulb (pag. 536-537)</p>
<p>Mochi</p>  <p>17cm 1cm H Ø16cm 18cm Ø20cm</p>	<p>F07 G03</p> <p>01 White</p>	<p>G9 220-240V 1x3,5W - LED cod. A11010C01</p> <p>Max Watt. 60W</p>	<p>Energy label A++ → D (06) Net weight: 0,70 kg Dimm: TRIAC</p> <p>IP44</p>	<p>Not included: Lampadina / Bulb (pag. 536-537)</p>
<p>Mochi</p>  <p>24,5cm 2cm H Ø17,7cm Ø30cm 26,5cm</p>	<p>F07 G05</p> <p>01 White</p>	<p>E27 220-240V 1x22W - LED cod. A10231C01</p> <p>Max Watt. 150W</p>	<p>Energy label A++ (02) Net weight: 2,26 kg Dimm: TRIAC</p> <p>IP40</p>	<p>Not included: Lampadina / Bulb (pag. 536-537)</p>
	<p>F07 G35</p> <p>01 White</p>	<p>LED 220-240V 1x17W 3000K Cri 80+</p>	<p>Energy label A++ (01) Net weight: 2,78 kg Dimm: TRIAC</p> <p>IP40</p>	<p>Included: LED / LED</p>

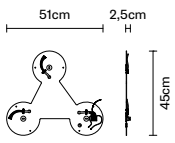
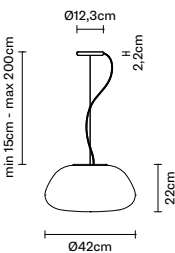
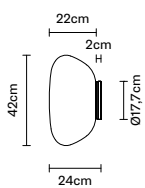
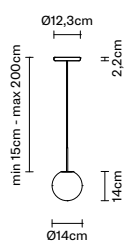
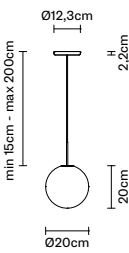
Lumi / F07

Alberto Saggia & Valerio Sommella / D&G Studio

Parete-Soffitto / Wall-Ceiling lamp	Code	Light source	Info	Accessories
Mochi 	F07 G07 01 White	E27 220-240V 1x22W - LED cod. A10231C01 Max Watt. 150W	Energy label A++ (02) Net weight: 3,01 kg Dimm: TRIAC IP40	Not included: Lampadina / Bulb (pag. 536-537)
	F07 G37 01 White	LED 220-240V 1x17W 3000K Cri 80+	Energy label A++ (01) Net weight: 2,77 kg Dimm: TRIAC IP40	Included: LED / LED
Mycena 	F07 G15 01 White	E27 220-240V 1x13W - LED cod. A10234C01 Max Watt. 100W	Energy label A++ (02) Net weight: 2,32 kg Dimm: TRIAC IP40	Not included: Lampadina / Bulb (pag. 536-537) - Base per composizione F07 Z01 01 / Base for cluster F07 Z01 01 (pag. 441)
	F07 G39 01 White	LED 220-240V 1x17W 3000K Cri 80+	Energy label A++ (01) Net weight: 2,32 kg Dimm: TRIAC IP40	Included: LED / LED Not included: Base per composizione F07 Z01 01 / Base for cluster F07 Z01 01 (pag. 441)
Mycena 	F07 G17 01 White	E27 220-240V 1x13W - LED cod. A10234C01 Max Watt. 100W	Energy label A++ (02) Net weight: 3,29 kg Dimm: TRIAC IP40	Not included: Lampadina / Bulb (pag. 536-537) - Base per composizione F07 Z01 01 / Base for cluster F07 Z01 01 (pag. 441)
	F07 G41 01 White	LED 220-240V 1x17W 3000K Cri 80+	Energy label A++ (01) Net weight: 3,46 kg Dimm: TRIAC IP40	Included: LED / LED Not included: Base per composizione F07 Z01 01 / Base for cluster F07 Z01 01 (pag. 441)
Mycena 	F07 G19 01 White	E27 220-240V 1x13W - LED cod. A10234C01 Max Watt. 150W	Energy label A++ (02) Net weight: 4,38 kg Dimm: TRIAC IP40	Not included: Lampadina / Bulb (pag. 536-537) - Base per composizione F07 Z01 01 / Base for cluster F07 Z01 01 (pag. 441)
	F07 G43 01 White	LED 220-240V 1x17W 3000K Cri 80+	Energy label A++ (01) Net weight: 4,75 kg Dimm: TRIAC IP40	Included: LED / LED Not included: Base per composizione F07 Z01 01 / Base for cluster F07 Z01 01 (pag. 441)

Lumi / F07

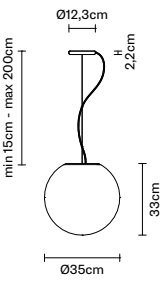
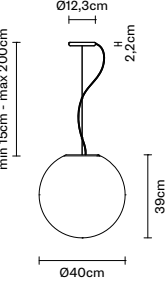
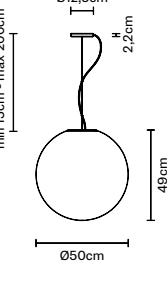
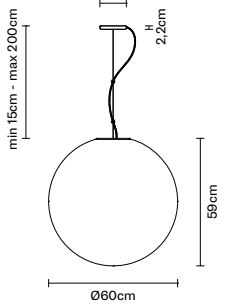
Alberto Saggia & Valerio Sommella / D&G Studio

Accessori / Accessories	Code	Light source	Info	Accessories
<p>Mycena</p>  <p>Sospensione / Pendant lamp</p>	<p>F07 Z01</p> <p>01 White</p>		<p>Energy label Net weight: 1,83 kg</p>	<p>Not included: Lampadina / Bulb (pag. 536-537)</p>
<p>Accessorio per composizioni Mycena a parete e soffitto. Per 3 luci: min 1 piccola, max 1 grande / Accessory for wall and ceiling Mycena compositions. For 3 lights: min 1 small, max 1 big</p>				
<p>Poga</p>  <p>Parete-Soffitto / Wall-Ceiling lamp</p>	<p>F07 A13</p> <p>01 White</p>	<p>E27 220-240V 1x13W - LED cod. A10234C01</p> <p>Max Watt. 150W</p>	<p>Energy label A++ (02) Net weight: 3,25 kg Dimm: TRIAC</p> <p>IP20</p>	<p>Included: Kit per decentramento / Off-center cable fastener</p> <p>Not included: Lampadina / Bulb (pag. 536-537)</p>
	<p>F07 A43</p> <p>01 White</p>	<p>LED 220-240V 1x17W 3000K Cri 80+</p>	<p>Energy label A++ (01) Net weight: 3,21 kg Dimm: TRIAC</p> <p>IP20</p>	<p>Included: LED, Kit per decentramento / LED, Off-center cable fastener</p>
<p>Poga</p>  <p>Sospensione / Pendant lamp</p>	<p>F07 G21</p> <p>01 White</p>	<p>E27 220-240V 1x13W - LED cod. A10234C01</p> <p>Max Watt. 150W</p>	<p>Energy label A++ (02) Net weight: 2,76 kg Dimm: TRIAC</p> <p>IP40</p>	<p>Not included: Lampadina / Bulb (pag. 536-537)</p>
	<p>F07 G45</p> <p>01 White</p>	<p>LED 220-240V 1x17W 3000K Cri 80+</p>	<p>Energy label A++ (01) Net weight: 2,83 kg Dimm: TRIAC</p> <p>IP40</p>	<p>Included: LED / LED</p>
<p>Sfera</p>  <p>Sospensione / Pendant lamp</p>	<p>F07 A17</p> <p>01 White</p>	<p>G9 220-240V 1x3,5W - LED cod. A11010C01</p> <p>Max Watt. 33W</p>	<p>Energy label A++ → D (06) Net weight: 0,25 kg Dimm: TRIAC</p> <p>IP40</p>	<p>Included: Kit per decentramento / Off-center cable fastener</p> <p>Not included: Lampadina / Bulb (pag. 536-537)</p>
<p>Sfera</p>  <p>Sospensione / Pendant lamp</p>	<p>F07 A19</p> <p>01 White</p>	<p>G9 220-240V 1x3,5W - LED cod. A11010C01</p> <p>Max Watt. 60W</p>	<p>Energy label A++ → D (06) Net weight: 1,04 kg Dimm: TRIAC</p> <p>IP40</p>	<p>Included: Kit per decentramento / Off-center cable fastener</p> <p>Not included: Lampadina / Bulb (pag. 536-537)</p>

Lumi

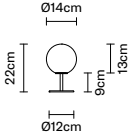
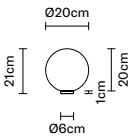
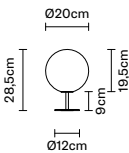
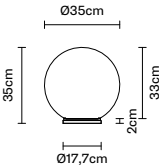
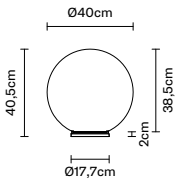
Lumi / F07

Alberto Saggia & Valerio Sommella / D&G Studio

Sospensione / Pendant lamp	Code	Light source	Info	Accessories
Sfera 	F07 A21 01 White	E27 220-240V 1x22W - LED cod. A10231C01 Max Watt. 150W	Energy label A++ (02) Net weight: 2,80 kg Dimm: TRIAC IP20	Included: Kit per decentramento / Off-center cable fastener Not included: Lampadina / Bulb (pag. 536-537)
	F07 A45 01 White	LED 220-240V 1x17W 3000K Cri 80+	Energy label A++ (01) Net weight: 2,45 kg Dimm: TRIAC IP20	Included: LED, Kit per decentramento / LED, Off-center cable fastener
Sospensione / Pendant lamp Sfera 	F07 A23 01 White	E27 220-240V 1x22W - LED cod. A10231C01 Max Watt. 205W	Energy label A++ (02) Net weight: 3,32 kg Dimm: TRIAC IP20	Included: Kit per decentramento / Off-center cable fastener Not included: Lampadina / Bulb (pag. 536-537)
	F07 A47 01 White	LED 220-240V 1x17W 3000K Cri 80+	Energy label A++ (01) Net weight: 2,88 kg Dimm: TRIAC IP20	Included: LED, Kit per decentramento / LED, Off-center cable fastener
Sospensione / Pendant lamp Sfera 	F07 A25 01 White	E27 220-240V 1x22W - LED cod. A10231C01 Max Watt. 205W	Energy label A++ (02) Net weight: 3,63 kg Dimm: TRIAC IP20	Included: Kit per decentramento / Off-center cable fastener Not included: Lampadina / Bulb (pag. 536-537)
	F07 A49 01 White	LED 220-240V 1x17W 3000K Cri 80+	Energy label A++ (01) Net weight: 4,95 kg Dimm: TRIAC IP20	Included: LED, Kit per decentramento / LED, Off-center cable fastener
Sospensione / Pendant lamp Sfera 	F07 A27 01 White	E27 220-240V 1x22W - LED cod. A10231C01 Max Watt. 205W	Energy label A++ (02) Net weight: 5,76 kg Dimm: TRIAC IP20	Included: Kit per decentramento / Off-center cable fastener Not included: Lampadina / Bulb (pag. 536-537)
	F07 A51 01 White	LED 220-240V 1x17W 3000K Cri 80+	Energy label A++ (01) Net weight: 6,25 kg Dimm: TRIAC IP20	Included: LED, Kit per decentramento / LED, Off-center cable fastener

Lumi / F07

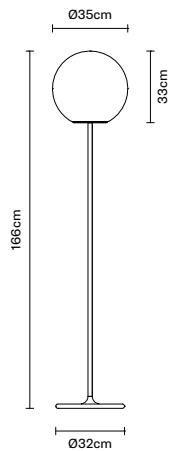
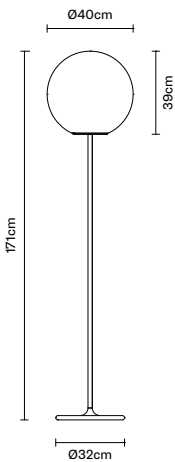
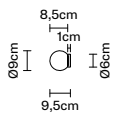
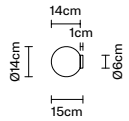
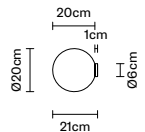
Alberto Saggia & Valerio Sommella / D&G Studio

Tavolo / Table lamp	Code	Light source	Info	Accessories
<p>Sfera</p>  <p>Tavolo / Table lamp</p>	<p>F07 B27</p> <p>01 White</p>	<p>G9 220-240V 1x3,5W - LED cod. A11010C01</p> <p>Max Watt. 20W</p>	<p>Energy label A++ → D (06) Net weight: 0,91 kg</p> <p>IP40 <input type="checkbox"/></p>	<p>Not included: Lampadina / Bulb (pag. 536-537)</p>
<p>Sfera</p>  <p>Tavolo / Table lamp</p>	<p>F07 B29</p> <p>01 White</p>	<p>G9 220-240V 1x3,5W - LED cod. A11010C01</p> <p>Max Watt. 48W</p>	<p>Energy label A++ → D (06) Net weight: 0,53 kg</p> <p>IP40 <input type="checkbox"/></p>	<p>Not included: Lampadina / Bulb (pag. 536-537)</p>
<p>Sfera</p>  <p>Tavolo / Table lamp</p>	<p>F07 B31</p> <p>01 White</p>	<p>G9 220-240V 1x3,5W - LED cod. A11010C01</p> <p>Max Watt. 48W</p>	<p>Energy label A++ → D (06) Net weight: 1,18 kg</p> <p>IP40 <input type="checkbox"/></p>	<p>Not included: Lampadina / Bulb (pag. 536-537)</p>
<p>Sfera</p>  <p>Tavolo / Table lamp</p>	<p>F07 B33</p> <p>01 White</p>	<p>E27 220-240V 1x22W - LED cod. A10231C01</p> <p>Max Watt. 150W</p>	<p>Energy label A++ (02) Net weight: 1,63 kg</p> <p>IP40 <input type="checkbox"/></p>	<p>Not included: Lampadina / Bulb (pag. 536-537)</p>
	<p>F07 B57</p> <p>01 White</p>	<p>LED 220-240V 1x17W 3000K Cri 80+</p>	<p>Energy label A++ (01) Net weight: 1,63 kg Dimm: TRIAC</p> <p>IP40 <input type="checkbox"/></p>	<p>Included: LED / LED</p>
<p>Sfera</p>  <p>Tavolo / Table lamp</p>	<p>F07 B35</p> <p>01 White</p>	<p>E27 220-240V 1x22W - LED cod. A10231C01</p> <p>Max Watt. 150W</p>	<p>Energy label A++ (02) Net weight: 2,64 kg</p> <p>IP40 <input type="checkbox"/></p>	<p>Not included: Lampadina / Bulb (pag. 536-537)</p>
	<p>F07 B59</p> <p>01 White</p>	<p>LED 220-240V 1x17W 3000K Cri 80+</p>	<p>Energy label A++ (01) Net weight: 2,64 kg Dimm: TRIAC</p> <p>IP40 <input type="checkbox"/></p>	<p>Included: LED / LED</p>

Lumi

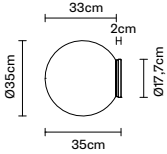
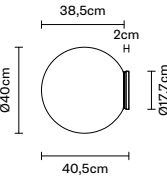
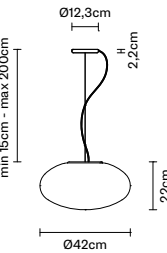
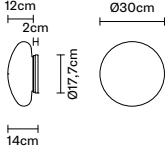
Lumi / F07

Alberto Saggia & Valerio Sommella / D&G Studio

Terra / Floor lamp	Code	Light source	Info	Accessories
<p>Sfera</p> 	<p>F07 C09</p> <p>01 White</p>	<p>E27 220-240V 1x22W - LED cod. A10231C01</p> <p>Max Watt. 150W</p>	<p>Energy label A++ (02) Net weight: 7,80 kg</p> <p>IP40 <input type="checkbox"/></p>	<p>Not included: Lampadina / Bulb (pag. 536-537)</p>
<p>Terra / Floor lamp</p> <p>Sfera</p> 	<p>F07 C11</p> <p>01 White</p>	<p>E27 220-240V 1x22W - LED cod. A10231C01</p> <p>Max Watt. 150W</p>	<p>Energy label A++ (02) Net weight: 8,81 kg</p> <p>IP40 <input type="checkbox"/></p>	<p>Not included: Lampadina / Bulb (pag. 536-537)</p>
<p>Parete-Soffitto / Wall-Ceiling lamp</p> <p>Sfera</p> 	<p>F07 G23</p> <p>01 White</p>	<p>G9 220-240V 1x3,5W - LED cod. A11010C01</p> <p>Max Watt. 20W</p>	<p>Energy label A++ → D (06) Net weight: 0,25 kg Dimm: TRIAC</p> <p>IP44 <input type="checkbox"/></p>	<p>Not included: Lampadina / Bulb (pag. 536-537)</p>
<p>Parete-Soffitto / Wall-Ceiling lamp</p> <p>Sfera</p> 	<p>F07 G25</p> <p>01 White</p>	<p>G9 220-240V 1x3,5W - LED cod. A11010C01</p> <p>Max Watt. 33W</p>	<p>Energy label A++ → D (06) Net weight: 0,53 kg Dimm: TRIAC</p> <p>IP44</p>	<p>Not included: Lampadina / Bulb (pag. 536-537)</p>
<p>Parete-Soffitto / Wall-Ceiling lamp</p> <p>Sfera</p> 	<p>F07 G27</p> <p>01 White</p>	<p>G9 220-240V 1x3,5W - LED cod. A11010C01</p> <p>Max Watt. 60W</p>	<p>Energy label A++ → D (06) Net weight: 0,74 kg Dimm: TRIAC</p> <p>IP44</p>	<p>Not included: Lampadina / Bulb (pag. 536-537)</p>

Lumi / F07

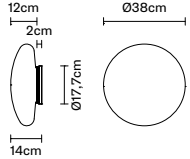
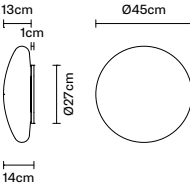
Alberto Saggia & Valerio Sommella / D&G Studio

Parete-Soffitto / Wall-Ceiling lamp	Code	Light source	Info	Accessories
Sfera 	F07 G29 01 White	E27 220-240V 1x22W - LED cod. A10231C01 Max Watt. 150W	Energy label A++ (02) Net weight: 2,69 kg Dimm: TRIAC IP40	Not included: Lampadina / Bulb (pag. 536-537)
	F07 G47 01 White	LED 220-240V 1x17W 3000K Cri 80+	Energy label A++ (01) Net weight: 2,23 kg Dimm: TRIAC IP40	Included: LED / LED
Parete-Soffitto / Wall-Ceiling lamp Sfera 	F07 G31 01 White	E27 220-240V 1x22W - LED cod. A10231C01 Max Watt. 150W	Energy label A++ (02) Net weight: 2,72 kg Dimm: TRIAC IP40	Not included: Lampadina / Bulb (pag. 536-537)
	F07 G49 01 White	LED 220-240V 1x17W 3000K Cri 80+	Energy label A++ (01) Net weight: 2,64 kg Dimm: TRIAC IP40	Included: LED / LED
Sospensione / Pendant lamp White 	F07 A09 01 White	E27 220-240V 1x13W - LED cod. A10234C01 Max Watt. 150W	Energy label A++ (02) Net weight: 3,20 kg Dimm: TRIAC IP20	Included: Kit per decentramento / Off-center cable fastener Not included: Lampadina / Bulb (pag. 536-537)
	F07 A53 01 White	LED 220-240V 1x17W 3000K Cri 80+	Energy label A++ (01) Net weight: 4,54 kg Dimm: TRIAC IP20	Included: LED, Kit per decentramento / LED, Off-center cable fastener
Parete-Soffitto / Wall-Ceiling lamp White 	F07 G09 01 White	E27 220-240V 1x13W - LED cod. A10234C01 Max Watt. 100W	Energy label A++ (02) Net weight: 1,63 kg Dimm: TRIAC IP40	Not included: Lampadina / Bulb (pag. 536-537)
	F07 G53 01 White	LED 220-240V 1x17W 3000K Cri 80+	Energy label A++ (01) Net weight: 1,57 kg Dimm: TRIAC IP40	Included: LED / LED

Lumi

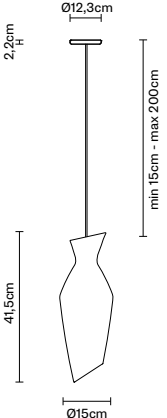
Lumi / F07

Alberto Saggia & Valerio Sommella / D&G Studio

Parete-Soffitto / Wall-Ceiling lamp	Code	Light source	Info	Accessories
White 	F07 G11 01 White	E27 220-240V 1x13W - LED cod. A10234C01 Max Watt. 150W	Energy label A++ (02) Net weight: 2,79 kg Dimm: TRIAC IP40	Not included: Lampadina / Bulb (pag. 536-537)
	F07 G55 01 White	LED 220-240V 1x17W 3000K Cri 80+	Energy label A++ (01) Net weight: 2,89 kg Dimm: TRIAC IP40	Included: LED / LED
Parete-Soffitto / Wall-Ceiling lamp White 	F07 G13 01 White	E27 220-240V 2x13W - LED cod. A10234C01 Max Watt. 2x100W	Energy label A++ (02) Net weight: 4,18 kg Dimm: TRIAC IP40	Not included: Lampadina / Bulb (pag. 536-537)
	F07 G57 01 White	LED 220-240V 1x17W 3000K Cri 80+	Energy label A++ (01) Net weight: 4,18 kg Dimm: TRIAC IP40	Included: LED / LED

Malvasia / F52

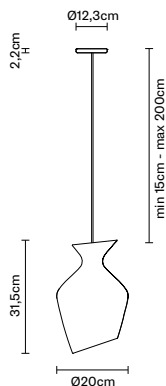
Gregorio Facco

Sospensione / Pendant lamp	Code	Light source	Info	Accessories
	NEW F52 A01 01 White 43 Green 47 Amber 58 Smoked	E27 220-240V 1x11W - LED cod. A10232C01 Max Watt. 1x80W	Energy label A++ (02) Net weight: 1,50 kg IP20	Not included: Lampadina / Bulb (pag. 536-537)

Malvasia / F52

Gregorio Facco

Sospensione / Pendant lamp



NEW
F52 A03
01 White
43 Green
47 Amber
58 Smoked

Light source

E27 220-240V
1x11W - LED
cod. A10232C01

Max Watt. 1x80W

Info

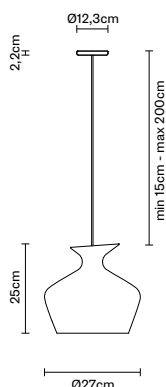
Energy label
A++ (02)
Net weight: 1,80 kg

IP20

Accessories

Not included:
Lampadina / Bulb
(pag. 536-537)

Sospensione / Pendant lamp



NEW
F52 A05
01 White
43 Green
47 Amber
58 Smoked

E27 220-240V
1x11W - LED
cod. A10232C01

Max Watt. 1x80W

Energy label
A++ (02)
Net weight: 2,30 kg

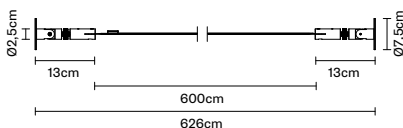
IP20

Not included:
Lampadina / Bulb
(pag. 536-537)

Metro / F49

Technical Design

Parete-Soffitto / Wall-Ceiling lamp



F49 G01
35 Polished stainless steel

LED 24Vdc
1x116W
3000K
Cri 90+

Energy label
A++ (01)
Net weight: 1,50 kg

IP20

Included:
Strip LED IP65, 2
attacchi a parete,
nastro metallico da
6m / LED strip IP65,
2 wall attachments,
6m metal strip

Possibilità di tagliare il nastro a misura / The strip can be cut to measure

F49 G02
35 Polished stainless steel

LED 24Vdc
1x116W
2700K
Cri 90+

Energy label
A++ (01)
Net weight: 1,50 kg

IP20

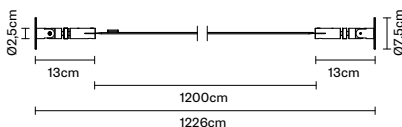
Included:
Strip LED IP65, 2
attacchi a parete,
nastro metallico da
6m / LED strip IP65,
2 wall attachments,
6m metal strip

Possibilità di tagliare il nastro a misura / The strip can be cut to measure

Metro / F49

Technical Design

Parete-Soffitto / Wall-Ceiling lamp



F49 G03
35 Polished stainless steel

LED 24Vdc
1x232W
3000K
Cri 90+

Energy label
A++ (01)
Net weight: 2,50 kg



Included:
Strip LED IP65, 2
attacchi a parete,
nastro metallico
da 12m / LED
strip IP65, 2 wall
attachments, 12m
metal strip

Possibilità di tagliare il nastro a misura / The strip can be cut to measure

F49 G04
35 Polished stainless steel

LED 24Vdc
1x232W
2700K
Cri 90+

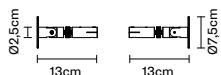
Energy label
A++ (01)
Net weight: 2,50 kg



Included:
Strip LED IP65, 2
attacchi a parete,
nastro metallico
da 12m / LED
strip IP65, 2 wall
attachments, 12m
metal strip

Possibilità di tagliare il nastro a misura / The strip can be cut to measure

Parete-Soffitto / Wall-Ceiling lamp

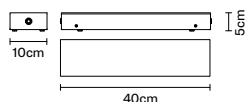


F49 Z07
35 Polished stainless steel

Net weight: 1,20 kg

Included:
2 attacchi a parete /
2 wall attachments

Accessori / Accessories



F49 M01
35 Polished stainless steel

Net weight: 2,00 kg
Dimm: 1..10V

IP20

Included:
Alimentatore
dimmerabile fino
a 12m, rosone /
Dimmable driver
until 12m, canopy

Rosone con alimentatore 240W 24Vdc, dimmerabile 1..10V / Canopy with 1..10V dimmable driver 240W 24Vdc

F49 M02
35 Polished stainless steel

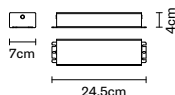
Net weight: 2,00 kg

IP20

Included:
Alimentatore non
dimmerabile fino
a 6m, rosone / No
dimmmable driver
until 6m, canopy

Rosone con alimentatore 150W 24Vdc, non dimmerabile / Canopy with no dimmable driver 150W 24Vdc

Accessori / Accessories

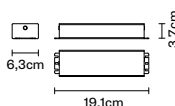


F49 Z03

Net weight: 1,30 kg
Dimm: 1..10V

Alimentatore 240W 24Vdc, dimmerabile 1..10V / 1..10 dimmable driver 240W 24Vdc

Accessori / Accessories



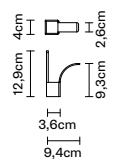
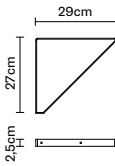
F49 Z02

Net weight: 0,90 kg

Alimentatore 150W 24Vdc, non dimmerabile / No dimmable driver 150W 24Vdc

Metro / F49

Technical Design

Accessori / Accessories	Code	Light source	Info	Accessories
	F49 Z01		Net weight: 0,40 kg	
<p>Accessori / Accessories</p> 	F49 Z05		Net weight: 0,60 kg	

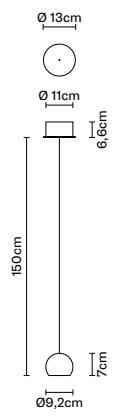
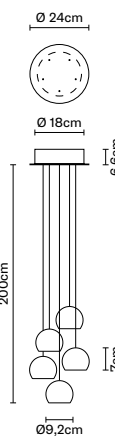
Staffa di supporto per la curvatura del nastro / Support bracket for curving the strip

Staffa di supporto per l'ancoraggio a soffitto / Support bracket for anchoring to the ceiling

Metro • Multispot

Multispot / F32

Marc Sadler / Nanne de Ru / Flynn Talbot

Sospensione / Pendant lamp	Code	Light source	Info	Accessories
<p>Beluga</p> 	F32 A21 00 Transparent	LED 220-240V 1x2W 3000K 76lm Cri 80+	Energy label A++ (01) Net weight: 0,97 kg Dimm: PUSH 1..10V	Included: LED, Driver elettronico dimmerabile / LED, Dimmable electronic driver
<p>Sospensione / Pendant lamp</p>				
<p>Beluga</p> 	F32 A22 00 Transparent	LED 220-240V 5x2W 3000K Cri 80+	Energy label A++ (01) Net weight: 4,73 kg Dimm: PUSH 1..10V	Included: LED, Driver elettronico dimmerabile / LED, Dimmable electronic driver

Lampadario a 1 luce. Rosone verniciato bianco. Lampadario già cablato / 1 spot chandelier. White painted canopy. Already wired

Lampadario a 5 luci. Rosone verniciato bianco. Lampadario già cablato / 5 spots chandelier. White painted canopy. Already wired

451 • Fabbian Design Book

Multispot / F32

Marc Sadler / Nanne de Ru / Flynn Talbot

Sospensione / Pendant lamp	Code	Light source	Info	Accessories
<p>Beluga</p>	<p>F32 A23</p> <p>00 Transparent</p>	<p>LED 220-240V 10x2W 3000K Cri 80+</p>	<p>Energy label A++ (01) Net weight: 8,93 kg Dimm: PUSH 1..10V DALI</p>	<p>Included: LED, Driver elettronico dimmerabile / LED, Dimmable electronic driver</p>
<p>Sospensione / Pendant lamp</p>				
<p>Beluga</p>	<p>F32 A24</p> <p>00 Transparent</p>	<p>LED 220-240V 20x2W 3000K Cri 80+</p>	<p>Energy label A++ (01) Net weight: 17,20 kg Dimm: PUSH 1..10V DALI</p>	<p>Included: LED, Driver elettronico dimmerabile / LED, Dimmable electronic driver</p>
<p>Sospensione / Pendant lamp</p>				
<p>Beluga</p>	<p>F32 A25</p> <p>00 Transparent</p>	<p>LED 220-240V 30x2W 3000K Cri 80+</p>	<p>Energy label A++ (01) Net weight: 27,54 kg Dimm: PUSH 1..10V DALI</p>	<p>Included: LED, Driver elettronico dimmerabile / LED, Dimmable electronic driver</p>
<p>Sospensione / Pendant lamp</p>				

Multispot / F32

Marc Sadler / Nanne de Ru / Flynn Talbot

Sospensione / Pendant lamp	Code	Light source	Info	Accessories
<p>Beluga</p>	<p>F32 A26</p> <p>00 Transparent</p>	<p>LED 220-240V 1x2W 3000K 76lm Cri 80+</p>	<p>Energy label A++ (01) Net weight: 1,24 kg Dimm: PUSH 1..10V</p>	<p>Included: LED, Driver elettronico dimmerabile / LED, Dimmable electronic driver</p>
<p>Sospensione / Pendant lamp</p>				
<p>Beluga</p>	<p>F32 A27</p> <p>00 Transparent</p>	<p>LED 220-240V 5x2W 3000K Cri 80+</p>	<p>Energy label A++ (01) Net weight: 4,69 kg Dimm: PUSH 1..10V</p>	<p>Included: LED, Driver elettronico dimmerabile / LED, Dimmable electronic driver</p>
<p>Sospensione / Pendant lamp</p>				
<p>Beluga</p>	<p>F32 A28</p> <p>00 Transparent</p>	<p>LED 220-240V 10x2W 3000K Cri 80+</p>	<p>Energy label A++ (01) Net weight: 9,33 kg Dimm: PUSH 1..10V DALI</p>	<p>Included: LED, Driver elettronico dimmerabile / LED, Dimmable electronic driver</p>
<p>Sospensione / Pendant lamp</p>				

Multispot

Multispot / F32

Marc Sadler / Nanne de Ru / Flynn Talbot

Sospensione / Pendant lamp	Code	Light source	Info	Accessories
<p>Beluga</p>	<p>F32 A29</p> <p>00 Transparent</p>	<p>LED 220-240V 20x2W 3000K Cri 80+</p>	<p>Energy label A++ (01) Net weight: 18,18 kg Dimm: PUSH 1..10V DALI</p>	<p>Included: LED, Driver elettronico dimmerabile / LED, Dimmable electronic driver</p>
<p>Sospensione / Pendant lamp</p>				
<p>Beluga</p>	<p>F32 A30</p> <p>00 Transparent</p>	<p>LED 220-240V 30x2W 3000K Cri 80+</p>	<p>Energy label A++ (01) Net weight: 26,66 kg Dimm: PUSH 1..10V DALI</p>	<p>Included: LED, Driver elettronico dimmerabile / LED, Dimmable electronic driver</p>
<p>Sospensione / Pendant lamp</p>				
<p>Tooby</p>	<p>F32 A01</p> <p>00 Transparent</p>	<p>LED 220-240V 1x2.1W 2700K Cri 80+</p>	<p>Energy label A++ (01) Net weight: 0,84 kg Dimm: PUSH 1..10V</p>	<p>Included: LED, Driver elettronico dimmerabile / LED, Dimmable electronic driver</p>
		<p>Lampadario a 1 luce. Rosone verniciato bianco, montatura in alluminio anodizzato. Lampadario già cablato / Single spot chandelier. White painted canopy, anodized aluminium structure. Already wired</p>		

Multispot / F32

Marc Sadler / Nanne de Ru / Flynn Talbot

Sospensione / Pendant lamp	Code	Light source	Info	Accessories
<p>Tooby</p>	<p>F32 A02 00 Transparent</p>	<p>LED 220-240V 5x2.1W 2700K Cri 80+</p>	<p>Energy label A++ (01) Net weight: 2,79 kg Dimm: PUSH 1..10V</p>	<p>Included: LED, Driver elettronico dimmerabile / LED, Dimmable electronic driver</p>
<p>Sospensione / Pendant lamp</p>		<p>Lampadario a 5 luci. Rosone verniciato bianco, montatura in alluminio anodizzato. Lampadario già cablato / 5 spots chandelier. White painted canopy, anodized aluminium structure. Already wired</p>		
<p>Tooby</p>	<p>F32 A03 00 Transparent</p>	<p>LED 220-240V 10x2.1W 2700K Cri 80+</p>	<p>Energy label A++ (01) Net weight: 5,05 kg Dimm: PUSH 1..10V DALI</p>	<p>Included: LED, Driver elettronico dimmerabile / LED, Dimmable electronic driver</p>
<p>Sospensione / Pendant lamp</p>		<p>Lampadario a 10 luci. Rosone verniciato bianco, montatura in alluminio anodizzato. Lampadario già cablato / 10 spots chandelier. White painted canopy, anodized aluminium structure. Already wired</p>		
<p>Tooby</p>	<p>F32 A04 00 Transparent</p>	<p>LED 220-240V 20x2.1W 2700K Cri 80+</p>	<p>Energy label A++ (01) Net weight: 9,44 kg Dimm: PUSH 1..10V DALI</p>	<p>Included: LED, Driver elettronico dimmerabile / LED, Dimmable electronic driver</p>
<p>Sospensione / Pendant lamp</p>		<p>Lampadario a 20 luci. Rosone verniciato bianco, montatura in alluminio anodizzato. Lampadario già cablato / 20 spots chandelier. White painted canopy, anodized aluminium structure. Already wired</p>		

Multispot

455 • Fabbian Design Book

Multispot / F32

Marc Sadler / Nanne de Ru / Flynn Talbot

Sospensione / Pendant lamp	Code	Light source	Info	Accessories
<p>Tooby</p>	<p>F32 A05</p> <p>00 Transparent</p>	<p>LED 220-240V 30x2.1W 2700K Cri 80+</p>	<p>Energy label A++ (01) Net weight: 15,90 kg Dimm: PUSH 1..10V DALI</p>	<p>Included: LED, Driver elettronico dimmerabile / LED, Dimmable electronic driver</p>
<p>Sospensione / Pendant lamp</p>		<p>Lampadario a 30 luci. Rosone verniciato bianco, montatura in alluminio anodizzato. Lampadario già cablato / 30 spots chandelier. White painted canopy, anodized aluminium structure. Already wired</p>		
<p>Tooby</p>	<p>F32 A06</p> <p>00 Transparent</p>	<p>LED 220-240V 1x2.1W 2700K Cri 80+</p>	<p>Energy label A++ (01) Net weight: 0,97 kg Dimm: PUSH 1..10V</p>	<p>Included: LED, Driver elettronico dimmerabile / LED, Dimmable electronic driver</p>
<p>Sospensione / Pendant lamp</p>		<p>Lampadario a 1 luce. Rosone verniciato bianco, montatura in alluminio anodizzato. Lampadario già cablato / Single spot chandelier. White painted canopy, anodized aluminium structure. Already wired</p>		
<p>Tooby</p>	<p>F32 A07</p> <p>00 Transparent</p>	<p>LED 220-240V 5x2.1W 2700K Cri 80+</p>	<p>Energy label A++ (01) Net weight: 2,75 kg Dimm: PUSH 1..10V</p>	<p>Included: LED, Driver elettronico dimmerabile / LED, Dimmable electronic driver</p>
<p>Sospensione / Pendant lamp</p>		<p>Lampadario a 5 luci. Rosone verniciato bianco, montatura in alluminio anodizzato. Lampadario già cablato / 5 spots chandelier. White painted canopy, anodized aluminium structure. Already wired</p>		

Multispot / F32

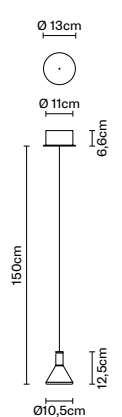
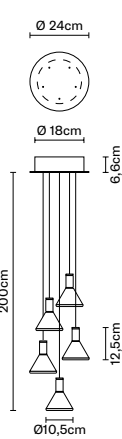
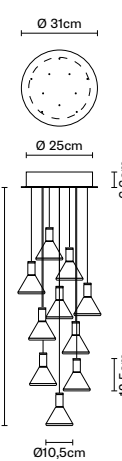
Marc Sadler / Nanne de Ru / Flynn Talbot

Sospensione / Pendant lamp	Code	Light source	Info	Accessories
<p>Tooby</p>	<p>F32 A08</p> <p>00 Transparent</p>	<p>LED 220-240V 10x2.1W 2700K Cri 80+</p>	<p>Energy label A++ (01) Net weight: 5,45 kg Dimm: PUSH 1..10V DALI</p>	<p>Included: LED, Driver elettronico dimmerabile / LED, Dimmable electronic driver</p> <p>Lampadario a 10 luci. Rosone verniciato bianco, montatura in alluminio anodizzato. Lampadario già cablato / 10 spots chandelier. White painted canopy, anodized aluminium structure. Already wired</p>
<p>Tooby</p>	<p>F32 A09</p> <p>00 Transparent</p>	<p>LED 220-240V 20x2.1W 2700K Cri 80+</p>	<p>Energy label A++ (01) Net weight: 10,42 kg Dimm: PUSH 1..10V DALI</p>	<p>Included: LED, Driver elettronico dimmerabile / LED, Dimmable electronic driver</p> <p>Lampadario a 20 luci. Rosone verniciato bianco, montatura in alluminio anodizzato. Lampadario già cablato / 20 spots chandelier. White painted canopy, anodized aluminium structure. Already wired</p>
<p>Tooby</p>	<p>F32 A10</p> <p>00 Transparent</p>	<p>LED 220-240V 30x2.1W 2700K Cri 80+</p>	<p>Energy label A++ (01) Net weight: 15,02 kg Dimm: PUSH 1..10V DALI</p>	<p>Included: LED, Driver elettronico dimmerabile / LED, Dimmable electronic driver</p> <p>Lampadario a 30 luci. Rosone verniciato bianco, montatura in alluminio anodizzato. Lampadario già cablato / 30 spots chandelier. White painted canopy, anodized aluminium structure. Already wired</p>

Multispot

Multispot / F32

Marc Sadler / Nanne de Ru / Flynn Talbot

Sospensione / Pendant lamp	Code	Light source	Info	Accessories
<p>Polair</p> 	<p>F32 A41</p> <p>00 Transparent</p>	<p>LED 220-240V 1x2.1W 2700K Cri 80+</p>	<p>Energy label A++ (01) Net weight: 0,77 kg Dimm: PUSH 1..10V</p>	<p>Included: LED, Driver elettronico dimmerabile / LED, Dimmable electronic driver</p>
<p>Sospensione / Pendant lamp</p>				
<p>Polair</p> 	<p>F32 A42</p> <p>00 Transparent</p>	<p>LED 220-240V 5x2.1W 2700K Cri 80+</p>	<p>Energy label A++ (01) Net weight: 2,40 kg Dimm: PUSH 1..10V</p>	<p>Included: LED, Driver elettronico dimmerabile / LED, Dimmable electronic driver</p>
<p>Sospensione / Pendant lamp</p>				
<p>Polair</p> 	<p>F32 A43</p> <p>00 Transparent</p>	<p>LED 220-240V 10x2.1W 2700K Cri 80+</p>	<p>Energy label A++ (01) Net weight: 4,27 kg Dimm: PUSH 1..10V DALI</p>	<p>Included: LED, Driver elettronico dimmerabile / LED, Dimmable electronic driver</p>
			<p>Lampadario a 10 luci. Rosone verniciato bianco, montatura in alluminio anodizzato nero. Lampadario già cablato / 10 spots chandelier. White painted canopy, black anodized aluminium structure. Already wired</p>	

Multispot / F32

Marc Sadler / Nanne de Ru / Flynn Talbot

Sospensione / Pendant lamp	Code	Light source	Info	Accessories
<p>Polair</p>	<p>F32 A44 00 Transparent</p>	<p>LED 220-240V 20x2.1W 2700K Cri 80+</p>	<p>Energy label A++ (01) Net weight: 7,88 kg Dimm: PUSH 1..10V DALI</p>	<p>Included: LED, Driver elettronico dimmerabile / LED, Dimmable electronic driver</p>
<p>Sospensione / Pendant lamp</p>			<p>Lampadario a 20 luci. Rosone verniciato bianco, montatura in alluminio anodizzato nero. Lampadario già cablato / 20 spots chandelier. White painted canopy, black anodized aluminium structure. Already wired</p>	
<p>Polair</p>	<p>F32 A45 00 Transparent</p>	<p>LED 220-240V 30x2.1W 2700K Cri 80+</p>	<p>Energy label A++ (01) Net weight: 13,57 kg Dimm: PUSH 1..10V DALI</p>	<p>Included: LED, Driver elettronico dimmerabile / LED, Dimmable electronic driver</p>
<p>Sospensione / Pendant lamp</p>			<p>Lampadario a 30 luci. Rosone verniciato bianco, montatura in alluminio anodizzato nero. Lampadario già cablato / 30 spots chandelier. White painted canopy, black anodized aluminium structure. Already wired</p>	
<p>Polair</p>	<p>F32 A46 00 Transparent</p>	<p>LED 220-240V 1x2.1W 2700K Cri 80+</p>	<p>Energy label A++ (01) Net weight: 0,87 kg Dimm: PUSH 1..10V</p>	<p>Included: LED, Driver elettronico dimmerabile / LED, Dimmable electronic driver</p>
<p>Sospensione / Pendant lamp</p>			<p>Lampadario a 1 luce. Rosone verniciato bianco, montatura in alluminio anodizzato nero. Lampadario già cablato / Single spot chandelier. White painted canopy, black anodized aluminium structure. Already wired</p>	

Multispot / F32

Marc Sadler / Nanne de Ru / Flynn Talbot

Sospensione / Pendant lamp	Code	Light source	Info	Accessories
<p>Polair</p>	<p>F32 A47</p> <p>00 Transparent</p>	<p>LED 220-240V 5x2.1W 2700K Cri 80+</p>	<p>Energy label A++ (01) Net weight: 2,36 kg Dimm: PUSH 1..10V</p>	<p>Included: LED, Driver elettronico dimmerabile / LED, Dimmable electronic driver</p>
<p>Sospensione / Pendant lamp</p> <p>Polair</p>	<p>F32 A48</p> <p>00 Transparent</p>	<p>LED 220-240V 10x2.1W 2700K Cri 80+</p>	<p>Energy label A++ (01) Net weight: 4,67 kg Dimm: PUSH 1..10V DALI</p>	<p>Included: LED, Driver elettronico dimmerabile / LED, Dimmable electronic driver</p>
<p>Sospensione / Pendant lamp</p> <p>Polair</p>	<p>F32 A49</p> <p>00 Transparent</p>	<p>LED 220-240V 20x2.1W 2700K Cri 80+</p>	<p>Energy label A++ (01) Net weight: 8,86 kg Dimm: PUSH 1..10V DALI</p>	<p>Included: LED, Driver elettronico dimmerabile / LED, Dimmable electronic driver</p>

Multispot / F32

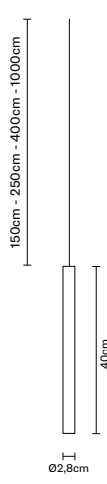




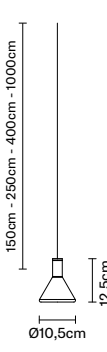




Marc Sadler / Nanne de Ru / Flynn Talbot

Sospensione / Pendant lamp	Code	Light source	Info	Accessories
<p>Polair</p>	<p>F32 A50</p> <p>00 Transparent</p>	<p>LED 220-240V 30x2.1W 2700K Cri 80+</p>	<p>Energy label A++ (01) Net weight: 12,69 kg Dimm: PUSH 1..10V DALI</p>	<p>Included: LED, Driver elettronico dimmerabile / LED, Dimmable electronic driver</p>
	<p>Lampadario a 30 luci. Rosone verniciato bianco, montatura in alluminio anodizzato nero. Lampadario già cablato / 30 spots chandelier. White painted canopy, black anodized aluminium structure. Already wired</p>			
<p>Beluga</p>	<p>F32 L06</p> <p>00 Transparent</p>	<p>LED 500mA 1x2W 3000K 76lm Cri 80+</p>	<p>Energy label A++ (01) Net weight: 0,55 kg</p> <p>IP55 </p>	<p>Included: LED / LED</p>
	<p>Cavo 1,5m / Cable 1,5m</p>			
	<p>F32 L07</p> <p>00 Transparent</p>	<p>LED 500mA 1x2W 3000K 76lm Cri 80+</p>	<p>Energy label A++ (01) Net weight: 0,55 kg</p> <p>IP55 </p>	<p>Included: LED / LED</p>
	<p>Cavo 2,5m / Cable 2,5m</p>			
<p>F32 L08</p> <p>00 Transparent</p>	<p>LED 500mA 1x2W 3000K 76lm Cri 80+</p>	<p>Energy label A++ (01) Net weight: 0,55 kg</p> <p>IP55 </p>	<p>Included: LED / LED</p>	
<p>Cavo 4m / Cable 4m</p>				
<p>F32 L09</p> <p>00 Transparent</p>	<p>LED 500mA 1x2W 3000K 76lm Cri 80+</p>	<p>Energy label A++ (01) Net weight: 0,55 kg</p> <p>IP55 </p>	<p>Included: LED / LED</p>	
<p>Cavo 10m / Cable 10m</p>				

Multispot

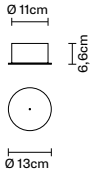
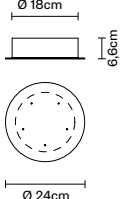
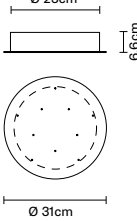
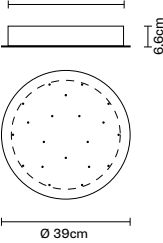
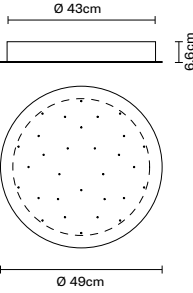
Multispot / F32

Marc Sadler / Nanne de Ru / Flynn Talbot

Sospensione / Pendant lamp	Code	Light source	Info	Accessories
Tooby 	F32 L01 00 Transparent	LED 700mA 1x2.1W 2700K Cri 80+	Energy label A++ (01) Net weight: 0,15 kg IP55 	Included: LED / LED
	F32 L02 00 Transparent	LED 700mA 1x2.1W 2700K Cri 80+	Energy label A++ (01) Net weight: 0,15 kg IP55 	Included: LED / LED
	F32 L03 00 Transparent	LED 700mA 1x2.1W 2700K Cri 80+	Energy label A++ (01) Net weight: 0,15 kg IP55 	Included: LED / LED
	F32 L04 00 Transparent	LED 700mA 1x2.1W 2700K Cri 80+	Energy label A++ (01) Net weight: 0,15 kg IP55 	Included: LED / LED
			Cavo 1,5m. Montatura in alluminio anodizzato / <i>Cable 1,5m. Anodized aluminium structure</i>	
			Cavo 2,5m. Montatura in alluminio anodizzato / <i>Cable 2,5m. Anodized aluminium structure</i>	
			Cavo 4m. Montatura in alluminio anodizzato / <i>Cable 4m. Anodized aluminium structure</i>	
			Cavo 10m. Montatura in alluminio anodizzato / <i>Cable 10m. Anodized aluminium structure</i>	
Polair 	F32 L11 00 Transparent	LED 700mA 1x2.1W 2700K Cri 80+	Energy label A++ (01) Net weight: 0,17 kg IP55 	Included: LED / LED
	F32 L12 00 Transparent	LED 700mA 1x2.1W 2700K Cri 80+	Energy label A++ (01) Net weight: 0,17 kg IP55 	Included: LED / LED
	F32 L13 00 Transparent	LED 700mA 1x2.1W 2700K Cri 80+	Energy label A++ (01) Net weight: 0,17 kg IP55 	Included: LED / LED
	F32 L14 00 Transparent	LED 700mA 1x2.1W 2700K Cri 80+	Energy label A++ (01) Net weight: 0,17 kg IP55 	Included: LED / LED
			Cavo 1,5m. Montatura in alluminio anodizzato nero / <i>Cable 1,5m. Black anodized aluminium structure</i>	
			Cavo 2,5m. Montatura in alluminio anodizzato nero / <i>Cable 2,5m. Black anodized aluminium structure</i>	
			Cavo 4m. Montatura in alluminio anodizzato nero / <i>Cable 4m. Black anodized aluminium structure</i>	
			Cavo 10m. Montatura in alluminio anodizzato nero / <i>Cable 10m. Black anodized aluminium structure</i>	

Multispot / F32

Marc Sadler / Nanne de Ru / Flynn Talbot

Accessori / Accessories	Code	Light source	Info	Accessories
	<p>F32 M01</p> <p>01 White</p>		<p>Net weight: 0,58 kg Dimm: PUSH 1..10V</p> <p>IP40</p>	<p>Included: Alimentatore elettronico dimmerabile / Dimmable electronic driver</p> <p>Not included: Spots / Spots (pag. 459-460)</p>
<p>Accessori / Accessories</p> 	<p>F32 M03</p> <p>01 White</p>		<p>Net weight: 1,08 kg Dimm: PUSH 1..10V</p> <p>IP40</p>	<p>Included: Alimentatore elettronico dimmerabile / Dimmable electronic driver</p> <p>Not included: Spots / Spots (pag. 459-460)</p>
<p>Accessori / Accessories</p> 	<p>F32 M05</p> <p>01 White</p>		<p>Net weight: 2,26 kg Dimm: PUSH 1..10V DALI</p> <p>IP40</p>	<p>Included: Alimentatore elettronico dimmerabile / Dimmable electronic driver</p> <p>Not included: Spots / Spots (pag. 459-460)</p>
<p>Accessori / Accessories</p> 	<p>F32 M07</p> <p>01 White</p>		<p>Net weight: 3,59 kg Dimm: PUSH 1..10V DALI</p> <p>IP40</p>	<p>Included: Alimentatore elettronico dimmerabile / Dimmable electronic driver</p> <p>Not included: Spots / Spots (pag. 459-460)</p>
<p>Accessori / Accessories</p> 	<p>F32 M09</p> <p>01 White</p>		<p>Net weight: 5,08 kg Dimm: PUSH 1..10V DALI</p> <p>IP40</p>	<p>Included: Alimentatore elettronico dimmerabile / Dimmable electronic driver</p> <p>Not included: Spots / Spots (pag. 459-460)</p>

Rosone per 1 luce. Personalizzazione fori e dimensioni su richiesta / Canopy for 1 spot. Holes and dimensions customization on request

Rosone per max 5 luci. Personalizzazione fori e dimensioni su richiesta / Canopy for max 5 spots. Holes and dimensions customization on request

Rosone per max 10 luci. Personalizzazione fori e dimensioni su richiesta / Canopy for max 10 spots. Holes and dimensions customization on request

Rosone per max 20 luci. Personalizzazione fori e dimensioni su richiesta / Canopy for max 20 spots. Holes and dimensions customization on request

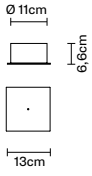
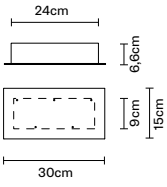
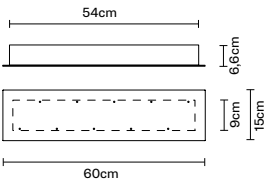
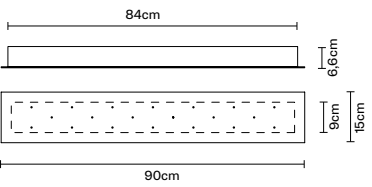
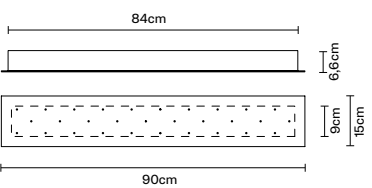
Rosone per max 30 luci. Personalizzazione fori e dimensioni su richiesta / Canopy for max 30 spots. Holes and dimensions customization on request

Multispot

463 • Fabbian Design Book

Multispot / F32

Marc Sadler / Nanne de Ru / Flynn Talbot

Accessori / Accessories	Code	Light source	Info	Accessories
	F32 M21 01 White		Net weight: 0,70 kg Dimm: PUSH 1..10V IP40	Included: Alimentatore elettronico dimmerabile / Dimmable electronic driver Not included: Spots / Spots (pag. 459-460)
	F32 M23 01 White		Net weight: 1,46 kg Dimm: PUSH 1..10V IP40	Included: Alimentatore elettronico dimmerabile / Dimmable electronic driver Not included: Spots / Spots (pag. 459-460)
	F32 M25 01 White		Net weight: 2,75 kg Dimm: PUSH 1..10V DALI IP40	Included: Alimentatore elettronico dimmerabile / Dimmable electronic driver Not included: Spots / Spots (pag. 459-460)
	F32 M27 01 White		Net weight: 4,15 kg Dimm: PUSH 1..10V DALI IP40	Included: Alimentatore elettronico dimmerabile / Dimmable electronic driver Not included: Spots / Spots (pag. 459-460)
	F32 M29 01 White		Net weight: 4,15 kg Dimm: PUSH 1..10V DALI IP40	Included: Alimentatore elettronico dimmerabile / Dimmable electronic driver Not included: Spots / Spots (pag. 459-460)

Rosone per 1 luce. Personalizzazione fori e dimensioni su richiesta / Canopy for 1 spot. Holes and dimensions customization on request

Rosone per max 5 luci. Personalizzazione fori e dimensioni su richiesta / Canopy for max 5 spots. Holes and dimensions customization on request

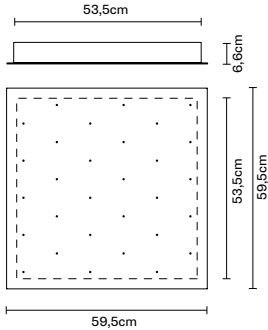
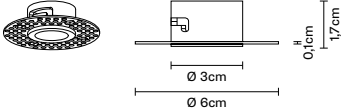
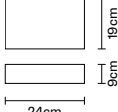
Rosone per max 10 luci. Personalizzazione fori e dimensioni su richiesta / Canopy for max 10 spots. Holes and dimensions customization on request

Rosone per max 20 luci. Personalizzazione fori e dimensioni su richiesta / Canopy for max 20 spots. Holes and dimensions customization on request

Rosone per max 30 luci. Personalizzazione fori e dimensioni su richiesta / Canopy for max 30 spots. Holes and dimensions customization on request

Multispot / F32

Marc Sadler / Nanne de Ru / Flynn Talbot

Accessori / Accessories	Code	Light source	Info	Accessories
 <p>Accessori / Accessories</p>	<p>F32 M41 01 White</p>		<p>Net weight: 9,17 kg Dimm: PUSH 1..10V DALI IP40</p>	<p>Included: Alimentatore elettronico dimmerabile / Dimmable electronic driver Not included: Spots / Spots (pag. 459-460)</p>
 <p>Accessori / Accessories</p>	<p>F32 Z10 01 White</p>		<p>Net weight: 0,09 kg IP40</p>	<p>Not included: Spots / Spots (pag. 459-460) Alimentatore / Driver (pag. 534-535)</p>
 <p>Accessori / Accessories</p>	<p>F32 Z11</p>		<p>Net weight: 1,07 kg IP55</p>	<p>Included: Alimentatore / Driver Not included: Spots / Spots (pag. 459-460)</p>

Rosone per max 30 luci. Personalizzazione fori e dimensioni su richiesta / Canopy for max 30 spots. Holes and dimensions customization on request

Rosone a incasso Twist & Lock / Twist & Lock recessed canopy

Box di alimentazione da esterno. Max 10 luci, non dimmerabile / Outdoor box for power supply. Max 10 spots, not dimmable

Multispot

Multispot / F32

Componi e personalizza la tua lampada Multispot
Compose and customize your Multispot lamp


1. Scelta dei vetri *Glass options*

BELUGA

LED 500mA 2W 3000K 190lm CRI 80+
Dimmerabile / *Dimmable*

F32L0600 1,5m cavo / cable
F32L0700 2,5m cavo / cable
F32L0800 4m cavo / cable
F32L0900 10m cavo / cable

IP55

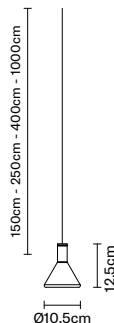


POLAIR

LED 700mA 2,1W 2700K 200lm CRI 80+
Dimmerabile / *Dimmable*

Struttura in alluminio anodizzato nero
Black anodized aluminium structure
F32L1100 1,5m cavo / cable
F32L1200 2,5m cavo / cable
F32L1300 4m cavo / cable
F32L1400 10m cavo / cable

IP55

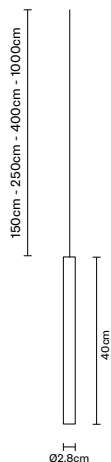


TOOBY

LED 700mA 2,1W 2700K 200lm CRI 80+
Dimmerabile / *Dimmable*

Struttura in alluminio anodizzato nero
Black anodized aluminium structure
F32L0100 1,5m cavo / cable
F32L0200 2,5m cavo / cable
F32L0300 4m cavo / cable
F32L0400 10m cavo / cable

IP55



2. Scelta dei rosoni *Canopies options*

Rosoni circolari *Round canopies*

Alimentatore dimmerabile incluso / *Dimmable driver included*

F32M0101 Ø13x6,6cm - 700mA (1 spot) - Dim. push button 1..10V
F32M0301 Ø24x6,6cm - 700mA (5 spots) - Dim. push button 1..10V
F32M0501 Ø31x6,6cm - 700mA (10 spots) - Dim. push button 1..10V, DALI
F32M0701 Ø39x6,6cm - 700mA (20 spots) - Dim. push button 1..10V, DALI
F32M0901 Ø49x6,6cm - 700mA (30 spots) - Dim. push button 1..10V, DALI

IP40

Rosoni rettangolari e quadrati *Rectangular and square canopies*

Alimentatore dimmerabile incluso / *Dimmable driver included*

F32M2101 13x13x6,6cm - 700mA (1 spot) - Dim. push button 1..10V
F32M2301 30x15x6,6cm - 700mA (5 spots) - Dim. push button 1..10V
F32M2501 60x15x6,6cm - 700mA (10 spots) - Dim. push button 1..10V, DALI
F32M2701 90x15x6,6cm - 700mA (20 spots) - Dim. push button 1..10V, DALI
F32M2901 90x15x6,6cm - 700mA (30 spots) - Dim. push button 1..10V, DALI
F32M4101 59,5x59,5x6,6cm - 700mA (30spots) - Dim. push button 1..10V, DALI

IP40

Rosoni ad incasso *Recessed canopy*

Alimentatore remoto escluso / *Remote power supply not included*

F32Z1001 Ø 3cm - (1 spot)

IP40

Box per esterno *Outdoor box*

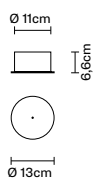
Alimentatore incluso / *Driver included*

F32Z11 24x19x9cm - (max 10 spot)

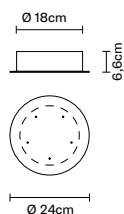
IP55

Dimensioni e forature del rosone disponibili*
*Canopy dimensions and holes available**

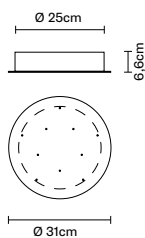
1 spot
F32M0101



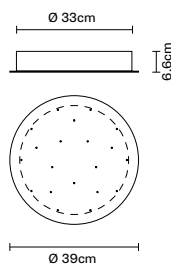
Max 5 spots
F32M0301



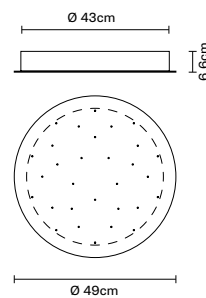
Max 10 spots
F32M0501



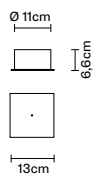
Max 20 spots
F32M0701



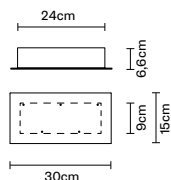
Max 30 spots
F32M0901



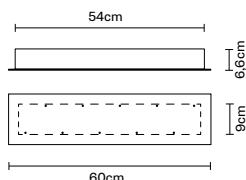
1 spot
F32M2101



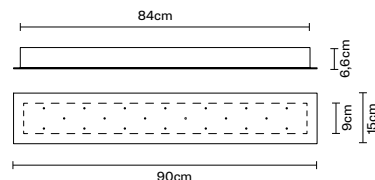
Max 5 spots
F32M2301



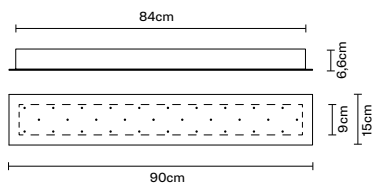
Max 10 spots
F32M2501



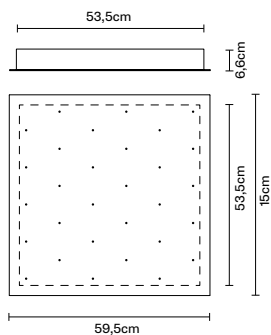
Max 20 spots
F32M2701



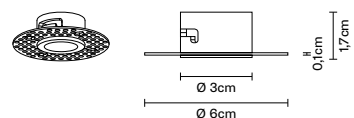
Max 30 spots
F32M2901



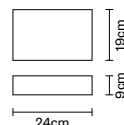
Max 30 spots
F32M4101



1 spot
F32Z1001



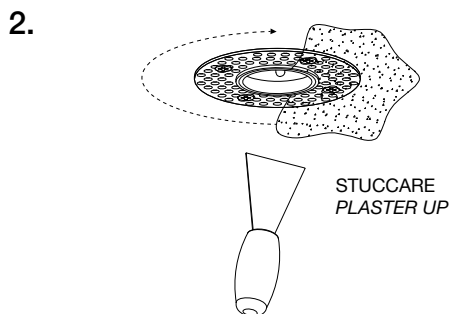
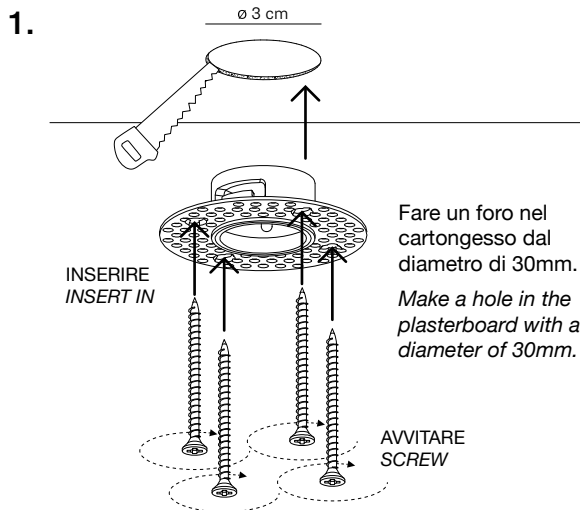
1 spot
F32Z1001



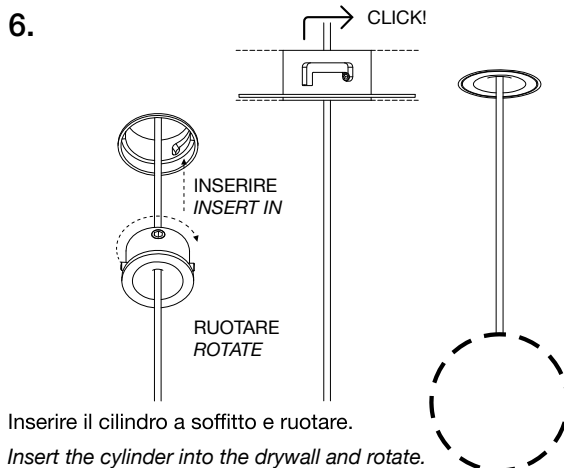
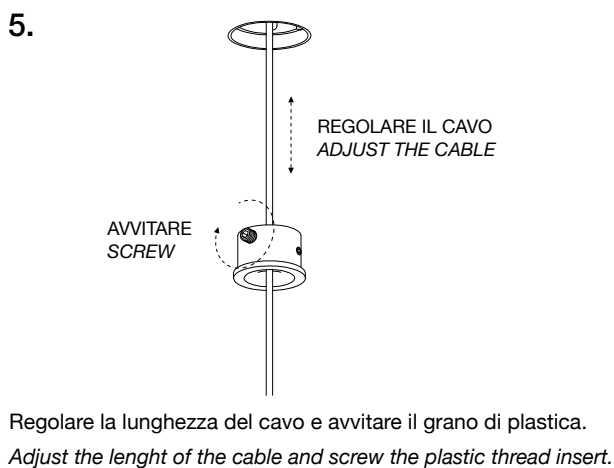
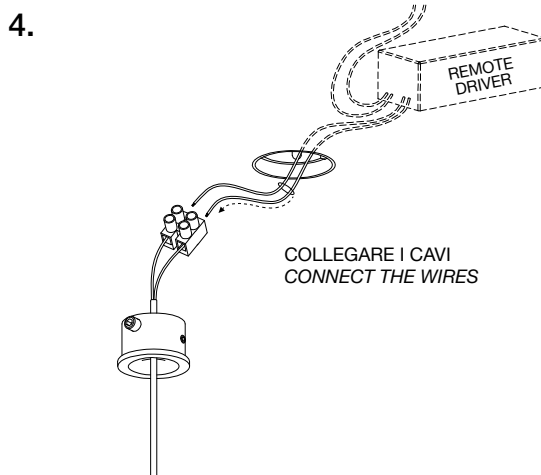
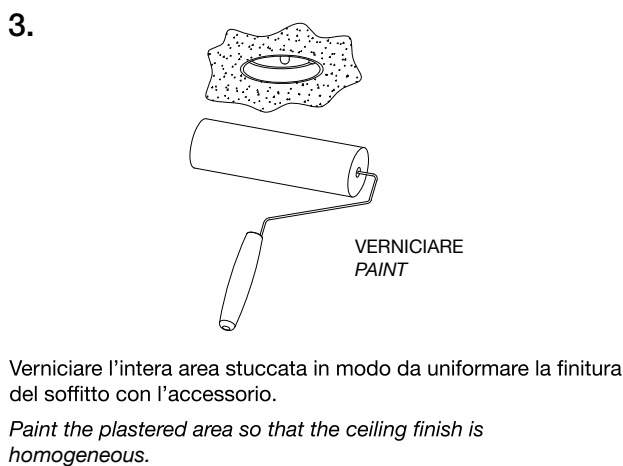
* Altri tipi di dimmerazione su richiesta. Possibilità di personalizzare le forature.
 * Other kind of dimming by request. Possibility to customize the holes.

Multispot / F32

Rosone a incasso
Recessed canopy



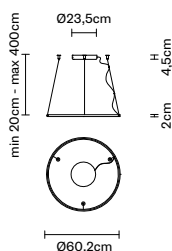
Dopo aver inserito l'accessorio all'interno del foro nel cartongesso, stuccare i bordi.
After inserting the accessory into the hole in the plasterboard, plaster the edges.



Olympic / F45

Lorenzo Truant

Sospensione / Pendant lamp



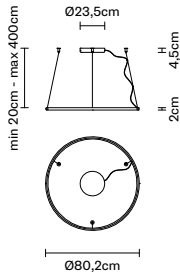
	Code	Light source	Info	Accessories
<p>F45 A07</p> <p>01 White</p> <hr/> <p>F45 A07</p> <p>76 Bronze</p> <hr/> <p>HIGH-POWER</p> <p>F45 A27</p> <p>01 White</p> <hr/> <p>HIGH-POWER</p> <p>F45 A27</p> <p>76 Bronze</p> <hr/> <p>F45 A08</p> <p>01 White</p> <hr/> <p>F45 A08</p> <p>76 Bronze</p> <hr/> <p>HIGH-POWER</p> <p>F45 A28</p> <p>01 White</p> <hr/> <p>HIGH-POWER</p> <p>F45 A28</p> <p>76 Bronze</p>		LED 220-240V 1x45W 3000K 1725lm Cri 90+	Energy label A++ (01) Net weight: 2,00 kg Dimm: PUSH 1..10V IP40	Included: LED, Alimentatore elettronico dimmerabile / <i>LED, Dimmable electronic driver</i>
		LED 220-240V 1x36W 3000K 3260lm Cri 90+	Energy label A++ (01) Net weight: 2,00 kg Dimm: PUSH 1..10V IP40	Included: LED, Alimentatore elettronico dimmerabile / <i>LED, Dimmable electronic driver</i>
		LED 220-240V 1x45W 2700K 1725lm Cri 90+	Energy label A++ (01) Net weight: 2,00 kg Dimm: PUSH 1..10V IP40	Included: LED, Alimentatore elettronico dimmerabile / <i>LED, Dimmable electronic driver</i>
		LED 220-240V 1x36W 2700K 3260lm Cri 90+	Energy label A++ (01) Net weight: 2,00 kg Dimm: PUSH 1..10V IP40	Included: LED, Alimentatore elettronico dimmerabile / <i>LED, Dimmable electronic driver</i>

Multispot • Olympic

Olympic / F45

Lorenzo Truant

Sospensione / Pendant lamp

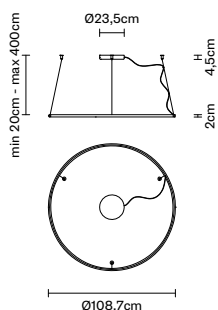


	Code	Light source	Info	Accessories
<p>F45 A01</p> <p>01 White</p> <hr/> <p>F45 A01</p> <p>76 Bronze</p> <hr/> <p>HIGH-POWER</p> <p>F45 A21</p> <p>01 White</p> <hr/> <p>HIGH-POWER</p> <p>F45 A21</p> <p>76 Bronze</p> <hr/> <p>F45 A02</p> <p>01 White</p> <hr/> <p>F45 A02</p> <p>76 Bronze</p> <hr/> <p>HIGH-POWER</p> <p>F45 A22</p> <p>01 White</p> <hr/> <p>HIGH-POWER</p> <p>F45 A22</p> <p>76 Bronze</p>		LED 220-240V 1x56W 3000K 2370lm Cri 90+	Energy label A++ (01) Net weight: 2,55 kg Dimm: PUSH 1..10V IP40	Included: LED, Alimentatore elettronico dimmerabile / <i>LED, Dimmable electronic driver</i>
		LED 220-240V 1x48W 3000K 4475lm Cri 90+	Energy label A++ (01) Net weight: 2,55 kg Dimm: PUSH 1..10V IP40	Included: LED, Alimentatore elettronico dimmerabile / <i>LED, Dimmable electronic driver</i>
		LED 220-240V 1x56W 2700K 2370lm Cri 90+	Energy label A++ (01) Net weight: 2,55 kg Dimm: PUSH 1..10V IP40	Included: LED, Alimentatore elettronico dimmerabile / <i>LED, Dimmable electronic driver</i>
		LED 220-240V 1x48W 2700K 4475lm Cri 90+	Energy label A++ (01) Net weight: 2,55 kg Dimm: PUSH 1..10V IP40	Included: LED, Alimentatore elettronico dimmerabile / <i>LED, Dimmable electronic driver</i>

Olympic / F45

Lorenzo Truant

Sospensione / Pendant lamp



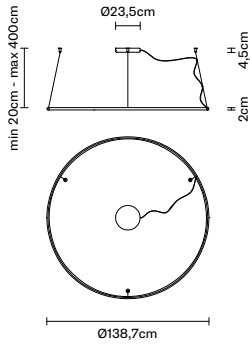
	Code	Light source	Info	Accessories	
	F45 A03 01 White	LED 220-240V 1x76W 3000K 3240lm Cri 90+	Energy label A++ (01) Net weight: 3,20 kg Dimm: PUSH 1..10V IP40	Included: LED, Alimentatore elettronico dimmerabile / LED, Dimmable electronic driver	
	F45 A03 76 Bronze				
	HIGH-POWER F45 A23 01 White	LED 220-240V 1x65W 3000K 6120lm Cri 90+	Energy label A++ (01) Net weight: 3,20 kg Dimm: PUSH 1..10V IP40	Included: LED, Alimentatore elettronico dimmerabile / LED, Dimmable electronic driver	
	HIGH-POWER F45 A23 76 Bronze				
		F45 A04 01 White	LED 220-240V 1x76W 2700K 3240lm Cri 90+	Energy label A++ (01) Net weight: 3,20 kg Dimm: PUSH 1..10V IP40	Included: LED, Alimentatore elettronico dimmerabile / LED, Dimmable electronic driver
		F45 A04 76 Bronze			
HIGH-POWER F45 A24 01 White		LED 220-240V 1x65W 2700K 6120lm Cri 90+	Energy label A++ (01) Net weight: 3,20 kg Dimm: PUSH 1..10V IP40	Included: LED, Alimentatore elettronico dimmerabile / LED, Dimmable electronic driver	
HIGH-POWER F45 A24 76 Bronze					

Olympic

Olympic / F45

Lorenzo Truant

Sospensione / Pendant lamp

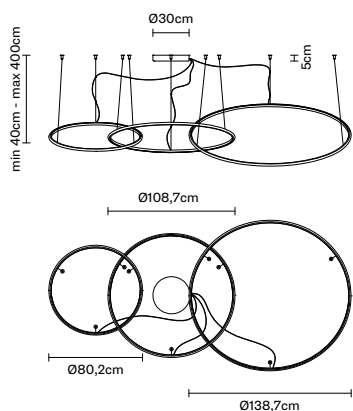


	Code	Light source	Info	Accessories	
<p>F45 A05</p> <p>01 White</p> <hr/> <p>F45 A05</p> <p>76 Bronze</p> <hr/> <p>HIGH-POWER</p> <p>F45 A25</p> <p>01 White</p> <hr/> <p>HIGH-POWER</p> <p>F45 A25</p> <p>76 Bronze</p> <hr/> <p>F45 A06</p> <p>01 White</p> <hr/> <p>F45 A06</p> <p>76 Bronze</p> <hr/> <p>HIGH-POWER</p> <p>F45 A26</p> <p>01 White</p> <hr/> <p>HIGH-POWER</p> <p>F45 A26</p> <p>76 Bronze</p>		LED 220-240V 1x98W 3000K 4180lm Cri 90+	Energy label A++ (01) Net weight: 3,84 kg Dimm: PUSH 1..10V IP40	Included: LED, Alimentatore elettronico dimmerabile / <i>LED, Dimmable electronic driver</i>	
		LED 220-240V 1x83W 3000K 7900lm Cri 90+	Energy label A++ (01) Net weight: 3,84 kg Dimm: PUSH 1..10V IP40	Included: LED, Alimentatore elettronico dimmerabile / <i>LED, Dimmable electronic driver</i>	
		LED 220-240V 1x98W 2700K 4180lm Cri 90+	Energy label A++ (01) Net weight: 3,84 kg Dimm: PUSH 1..10V IP40	Included: LED, Alimentatore elettronico dimmerabile / <i>LED, Dimmable electronic driver</i>	
		LED 220-240V 1x83W 2700K 7900lm Cri 90+	Energy label A++ (01) Net weight: 3,84 kg Dimm: PUSH 1..10V IP40	Included: LED, Alimentatore elettronico dimmerabile / <i>LED, Dimmable electronic driver</i>	

Olympic / F45

Lorenzo Truant

Sospensione / Pendant lamp



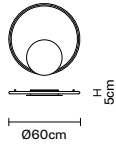
Code	Light source	Info	Accessories
F45 A11 01 White	LED 220-240V 1x230W 3000K 2370lm+3240lm+ 4180lm Cri 90+	Energy label A++ (01) Net weight: 8,27 kg Dimm: PUSH 1..10V DALI	Included: LED, Alimentatore elettronico dimmerabile / LED, Dimmable electronic driver
F45 A11 76 Bronze	Composizione con le tre sospensioni / Combination of three pendants		
HIGH-POWER F45 A31 01 White	LED 220-240V 1x196W 3000K 4475lm+6120lm+ 7900lm Cri 90+	Energy label A++ (01) Net weight: 8,27 kg Dimm: PUSH 1..10V DALI	Included: LED, Alimentatore elettronico dimmerabile / LED, Dimmable electronic driver
HIGH-POWER F45 A31 76 Bronze	Composizione con le tre sospensioni / Combination of three pendants		
F45 A12 01 White	LED 220-240V 1x230W 2700K 2370lm+3240lm+ 4180lm Cri 90+	Energy label A++ (01) Net weight: 8,27 kg Dimm: PUSH 1..10V DALI	Included: LED, Alimentatore elettronico dimmerabile / LED, Dimmable electronic driver
F45 A12 76 Bronze	Composizione con le tre sospensioni / Combination of three pendants		
HIGH-POWER F45 A32 01 White	LED 220-240V 1x196W 2700K 4475lm+6120lm+ 7900lm Cri 90+	Energy label A++ (01) Net weight: 8,27 kg Dimm: PUSH 1..10V DALI	Included: LED, Alimentatore elettronico dimmerabile / LED, Dimmable electronic driver
HIGH-POWER F45 A32 76 Bronze	Composizione con le tre sospensioni / Combination of three pendants		

Olympic

Olympic / F45

Lorenzo Truant

Parete-Soffitto / Wall-Ceiling lamp

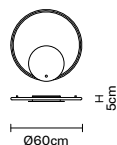


	Code	Light source	Info	Accessories	
<p>F45 G01</p> <p>01 White</p> <hr/> <p>F45 G01</p> <p>76 Bronze</p> <hr/> <p>HIGH-POWER</p> <p>F45 G21</p> <p>01 White</p> <hr/> <p>HIGH-POWER</p> <p>F45 G21</p> <p>76 Bronze</p> <hr/> <p>F45 G02</p> <p>01 White</p> <hr/> <p>F45 G02</p> <p>76 Bronze</p> <hr/> <p>HIGH-POWER</p> <p>F45 G22</p> <p>01 White</p> <hr/> <p>HIGH-POWER</p> <p>F45 G22</p> <p>76 Bronze</p>		<p>LED 220-240V 1x45W 3000K 1725lm Cri 90+</p>	<p>Energy label A++ (01) Net weight: 2,00 kg Dimm: PUSH 1..10V</p> <p>IP40</p>	<p>Included: LED, Alimentatore elettronico dimmerabile / LED, Dimmable electronic driver</p> <p>Possibilità di personalizzazione il disco frontale con simboli grafici o loghi / <i>The front disc can be customized with graphic symbols or logos</i></p>	
		<p>LED 220-240V 1x36W 3000K 3260lm Cri 90+</p>	<p>Energy label A++ (01) Net weight: 2,00 kg Dimm: PUSH 1..10V</p> <p>IP40</p>	<p>Included: LED, Alimentatore elettronico dimmerabile / LED, Dimmable electronic driver</p> <p>Possibilità di personalizzazione il disco frontale con simboli grafici o loghi / <i>The front disc can be customized with graphic symbols or logos</i></p>	
		<p>LED 220-240V 1x45W 2700K 1725lm Cri 90+</p>	<p>Energy label A++ (01) Net weight: 2,00 kg Dimm: PUSH 1..10V</p> <p>IP40</p>	<p>Included: LED, Alimentatore elettronico dimmerabile / LED, Dimmable electronic driver</p> <p>Possibilità di personalizzazione il disco frontale con simboli grafici o loghi / <i>The front disc can be customized with graphic symbols or logos</i></p>	
		<p>LED 220-240V 1x36W 2700K 3260lm Cri 90+</p>	<p>Energy label A++ (01) Net weight: 2,00 kg Dimm: PUSH 1..10V</p> <p>IP40</p>	<p>Included: LED, Alimentatore elettronico dimmerabile / LED, Dimmable electronic driver</p> <p>Possibilità di personalizzazione il disco frontale con simboli grafici o loghi / <i>The front disc can be customized with graphic symbols or logos</i></p>	
			<p>LED 220-240V 1x45W 3000K 1725lm Cri 90+</p>	<p>Energy label A++ (01) Net weight: 2,00 kg Dimm: PUSH 1..10V</p> <p>IP40</p>	<p>Included: LED, Alimentatore elettronico dimmerabile / LED, Dimmable electronic driver</p> <p>Possibilità di personalizzazione il disco frontale con simboli grafici o loghi / <i>The front disc can be customized with graphic symbols or logos</i></p>
			<p>LED 220-240V 1x36W 2700K 3260lm Cri 90+</p>	<p>Energy label A++ (01) Net weight: 2,00 kg Dimm: PUSH 1..10V</p> <p>IP40</p>	<p>Included: LED, Alimentatore elettronico dimmerabile / LED, Dimmable electronic driver</p> <p>Possibilità di personalizzazione il disco frontale con simboli grafici o loghi / <i>The front disc can be customized with graphic symbols or logos</i></p>

Olympic / F45

Lorenzo Truant

Parete-Soffitto / Wall-Ceiling lamp



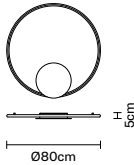
	Code	Light source	Info	Accessories
	F45 G51 01 White	LED 220-240V 1x45W 3000K 1725lm Cri 90+	Energy label A++ (01) Net weight: 2,00 kg IP40	Included: LED, Alimentatore elettronico dimmerabile, Kit emergenza 1h / LED, Dimmable electronic driver, Emergency kit 1h
	F45 G51 76 Bronze			
	HIGH-POWER F45 G71 01 White	LED 220-240V 1x36W 3000K 3260lm Cri 90+	Energy label A++ (01) Net weight: 2,00 kg IP40	Included: LED, Alimentatore elettronico dimmerabile, Kit emergenza 1h / LED, Dimmable electronic driver, Emergency kit 1h
	HIGH-POWER F45 G71 76 Bronze			
	F45 G52 01 White	LED 220-240V 1x45W 2700K 1725lm Cri 90+	Energy label A++ (01) Net weight: 2,00 kg IP40	Included: LED, Alimentatore elettronico dimmerabile, Kit emergenza 1h / LED, Dimmable electronic driver, Emergency kit 1h
	F45 G52 76 Bronze			
	HIGH-POWER F45 G72 01 White	LED 220-240V 1x36W 2700K 3260lm Cri 90+	Energy label A++ (01) Net weight: 2,00 kg IP40	Included: LED, Alimentatore elettronico dimmerabile, Kit emergenza 1h / LED, Dimmable electronic driver, Emergency kit 1h
	HIGH-POWER F45 G72 76 Bronze			

Olympic

Olympic / F45

Lorenzo Truant

Parete-Soffitto / Wall-Ceiling lamp

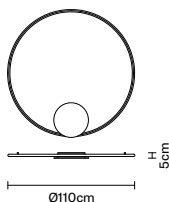


	Code	Light source	Info	Accessories	
<p>F45 G03</p> <p>01 White</p> <hr/> <p>F45 G03</p> <p>76 Bronze</p> <hr/> <p>HIGH-POWER</p> <p>F45 G23</p> <p>01 White</p> <hr/> <p>HIGH-POWER</p> <p>F45 G23</p> <p>76 Bronze</p> <hr/> <p>F45 G04</p> <p>01 White</p> <hr/> <p>F45 G04</p> <p>76 Bronze</p> <hr/> <p>HIGH-POWER</p> <p>F45 G24</p> <p>01 White</p> <hr/> <p>HIGH-POWER</p> <p>F45 G24</p> <p>76 Bronze</p>		<p>LED 220-240V 1x56W 3000K 2370lm Cri 90+</p>	<p>Energy label A++ (01) Net weight: 2,55 kg Dimm: PUSH 1..10V</p> <p>IP40</p>	<p>Included: LED, Alimentatore elettronico dimmerabile / LED, Dimmable electronic driver</p> <p>Possibilità di personalizzazione il disco frontale con simboli grafici o loghi / <i>The front disc can be customized with graphic symbols or logos</i></p>	
		<p>LED 220-240V 1x48W 3000K 4475lm Cri 90+</p>	<p>Energy label A++ (01) Net weight: 2,55 kg Dimm: PUSH 1..10V</p> <p>IP40</p>	<p>Included: LED, Alimentatore elettronico dimmerabile / LED, Dimmable electronic driver</p> <p>Possibilità di personalizzazione il disco frontale con simboli grafici o loghi / <i>The front disc can be customized with graphic symbols or logos</i></p>	
		<p>LED 220-240V 1x56W 2700K 2370lm Cri 90+</p>	<p>Energy label A++ (01) Net weight: 2,55 kg Dimm: PUSH 1..10V</p> <p>IP40</p>	<p>Included: LED, Alimentatore elettronico dimmerabile / LED, Dimmable electronic driver</p> <p>Possibilità di personalizzazione il disco frontale con simboli grafici o loghi / <i>The front disc can be customized with graphic symbols or logos</i></p>	
		<p>LED 220-240V 1x48W 2700K 4475lm Cri 90+</p>	<p>Energy label A++ (01) Net weight: 2,55 kg Dimm: PUSH 1..10V</p> <p>IP40</p>	<p>Included: LED, Alimentatore elettronico dimmerabile / LED, Dimmable electronic driver</p> <p>Possibilità di personalizzazione il disco frontale con simboli grafici o loghi / <i>The front disc can be customized with graphic symbols or logos</i></p>	
			<p>LED 220-240V 1x48W 2700K 4475lm Cri 90+</p>	<p>Energy label A++ (01) Net weight: 2,55 kg Dimm: PUSH 1..10V</p> <p>IP40</p>	<p>Included: LED, Alimentatore elettronico dimmerabile / LED, Dimmable electronic driver</p> <p>Possibilità di personalizzazione il disco frontale con simboli grafici o loghi / <i>The front disc can be customized with graphic symbols or logos</i></p>
			<p>LED 220-240V 1x48W 2700K 4475lm Cri 90+</p>	<p>Energy label A++ (01) Net weight: 2,55 kg Dimm: PUSH 1..10V</p> <p>IP40</p>	<p>Included: LED, Alimentatore elettronico dimmerabile / LED, Dimmable electronic driver</p> <p>Possibilità di personalizzazione il disco frontale con simboli grafici o loghi / <i>The front disc can be customized with graphic symbols or logos</i></p>

Olympic / F45

Lorenzo Truant

Parete-Soffitto / Wall-Ceiling lamp



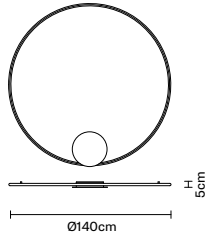
	Code	Light source	Info	Accessories	
<p>F45 G05</p> <p>01 White</p> <hr/> <p>F45 G05</p> <p>76 Bronze</p> <hr/> <p>HIGH-POWER</p> <p>F45 G25</p> <p>01 White</p> <hr/> <p>HIGH-POWER</p> <p>F45 G25</p> <p>76 Bronze</p> <hr/> <p>F45 G06</p> <p>01 White</p> <hr/> <p>F45 G06</p> <p>76 Bronze</p> <hr/> <p>HIGH-POWER</p> <p>F45 G26</p> <p>01 White</p> <hr/> <p>HIGH-POWER</p> <p>F45 G26</p> <p>76 Bronze</p>		<p>LED 220-240V 1x76W 3000K 3240lm Cri 90+</p>	<p>Energy label A++ (01) Net weight: 3,20 kg Dimm: PUSH 1..10V</p> <p>IP40</p>	<p>Included: LED, Alimentatore elettronico dimmerabile / LED, Dimmable electronic driver</p>	
	<p>Possibilità di personalizzazione il disco frontale con simboli grafici o loghi / <i>The front disc can be customized with graphic symbols or logos</i></p>				
			<p>LED 220-240V 1x65W 3000K 6120lm Cri 90+</p>	<p>Energy label A++ (01) Net weight: 3,20 kg Dimm: PUSH 1..10V</p> <p>IP40</p>	<p>Included: LED, Alimentatore elettronico dimmerabile / LED, Dimmable electronic driver</p>
	<p>Possibilità di personalizzazione il disco frontale con simboli grafici o loghi / <i>The front disc can be customized with graphic symbols or logos</i></p>				
			<p>LED 220-240V 1x76W 2700K 3240lm Cri 90+</p>	<p>Energy label A++ (01) Net weight: 3,20 kg Dimm: PUSH 1..10V</p> <p>IP40</p>	<p>Included: LED, Alimentatore elettronico dimmerabile / LED, Dimmable electronic driver</p>
	<p>Possibilità di personalizzazione il disco frontale con simboli grafici o loghi / <i>The front disc can be customized with graphic symbols or logos</i></p>				
			<p>LED 220-240V 1x65W 2700K 6120lm Cri 90+</p>	<p>Energy label A++ (01) Net weight: 3,20 kg Dimm: PUSH 1..10V</p> <p>IP40</p>	<p>Included: LED, Alimentatore elettronico dimmerabile / LED, Dimmable electronic driver</p>
	<p>Possibilità di personalizzazione il disco frontale con simboli grafici o loghi / <i>The front disc can be customized with graphic symbols or logos</i></p>				

Olympic

Olympic / F45

Lorenzo Truant

Parete-Soffitto / Wall-Ceiling lamp

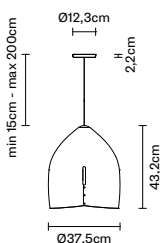


	Code	Light source	Info	Accessories	
<p>F45 G07</p> <p>01 White</p> <hr/> <p>F45 G07</p> <p>76 Bronze</p> <hr/> <p>HIGH-POWER</p> <p>F45 G27</p> <p>01 White</p> <hr/> <p>HIGH-POWER</p> <p>F45 G27</p> <p>76 Bronze</p> <hr/> <p>F45 G08</p> <p>01 White</p> <hr/> <p>F45 G08</p> <p>76 Bronze</p> <hr/> <p>HIGH-POWER</p> <p>F45 G28</p> <p>01 White</p> <hr/> <p>HIGH-POWER</p> <p>F45 G28</p> <p>76 Bronze</p>		<p>LED 220-240V 1x98W 3000K 4180lm Cri 90+</p>	<p>Energy label A++ (01) Net weight: 3,84 kg Dimm: PUSH 1..10V</p> <p>IP40</p>	<p>Included: LED, Alimentatore elettronico dimmerabile / LED, Dimmable electronic driver</p>	
	<p>Possibilità di personalizzazione il disco frontale con simboli grafici o loghi / The front disc can be customized with graphic symbols or logos</p>				
			<p>LED 220-240V 1x83W 3000K 7900lm Cri 90+</p>	<p>Energy label A++ (01) Net weight: 3,84 kg Dimm: PUSH 1..10V</p> <p>IP40</p>	<p>Included: LED, Alimentatore elettronico dimmerabile / LED, Dimmable electronic driver</p>
	<p>Possibilità di personalizzazione il disco frontale con simboli grafici o loghi / The front disc can be customized with graphic symbols or logos</p>				
			<p>LED 220-240V 1x98W 2700K 4180lm Cri 90+</p>	<p>Energy label A++ (01) Net weight: 3,84 kg Dimm: PUSH 1..10V</p> <p>IP40</p>	<p>Included: LED, Alimentatore elettronico dimmerabile / LED, Dimmable electronic driver</p>
	<p>Possibilità di personalizzazione il disco frontale con simboli grafici o loghi / The front disc can be customized with graphic symbols or logos</p>				
		<p>LED 220-240V 1x83W 2700K 7900lm Cri 90+</p>	<p>Energy label A++ (01) Net weight: 3,84 kg Dimm: PUSH 1..10V</p> <p>IP40</p>	<p>Included: LED, Alimentatore elettronico dimmerabile / LED, Dimmable electronic driver</p>	
<p>Possibilità di personalizzazione il disco frontale con simboli grafici o loghi / The front disc can be customized with graphic symbols or logos</p>					

Oru / F25

Vim & Vigor

Sospensione / Pendant lamp

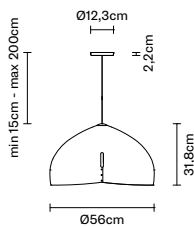


	Code	Light source	Info	Accessories
	<p>F25 A01</p> <p>03 Red 43 Green 73 Teal blue</p>	<p>E27 220-240V 1x22W - LED cod. A10231C01</p> <p>Max Watt. 150W</p>	<p>Energy label A++ (02) Net weight: 2,41 kg Dimm: TRIAC</p> <p>IP20</p>	<p>Not included: Lampadina / Bulb (pag. 536-537)</p>

Oru / F25

Vim & Vigor

Sospensione / Pendant lamp



F25 A03

03 Red
43 Green
73 Teal blue

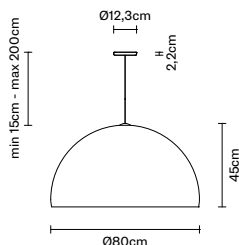
E27 220-240V
1x22W - LED
cod. A10231C01
Max Watt. 150W

Energy label
A++ (02)
Net weight: 3,22 kg
Dimm: TRIAC

IP20

Not included:
Lampadina / Bulb
(pag. 536-537)

Sospensione / Pendant lamp



F25 A07

41 Copper

E27 220-240V
3x22W - LED
cod. A10231C01
Max Watt. 3x150W

Energy label
A++ (02)
Net weight: 11,10 kg
Dimm: TRIAC

IP20

Not included:
Lampadina / Bulb
(pag. 536-537)

F25 A08

41 Copper

LED 220-240V
1x27.8W
3000K
Cri 90+

Energy label
A++ (01)
Net weight: 11,10 kg
Dimm: PUSH 1..10V

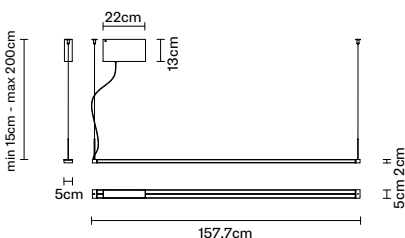
IP40

Not included:
Lampadina / Bulb
(pag. 536-537)

Pivot / F39

Vittorio Massimo

Sospensione / Pendant lamp



F39 A01

01 White
21 Anthracite
75 Light grey

LED 220-240V
1x70W
3000K
3900lm Cri 90+

Energy label
A++ (01)
Net weight: 2,58 kg

IP40 

Included:
LED, Alimentatore
elettronico / LED,
Electronic driver

F39 A01

76 Bronze

F39 A02

01 White
21 Anthracite
75 Light grey

LED 220-240V
1x70W
2700K
3900lm Cri 90+

Energy label
A++ (01)
Net weight: 2,58 kg

IP40 

Included:
LED, Alimentatore
elettronico / LED,
Electronic driver

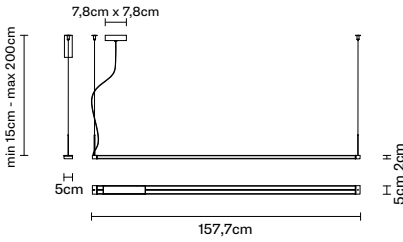
F39 A02

76 Bronze

Pivot / F39

Vittorio Massimo

Sospensione / Pendant lamp



NEW
F39 A21
01 White
21 Anthracite
75 Light grey

NEW
F39 A21
76 Bronze

NEW
F39 A22
01 White
21 Anthracite
75 Light grey

NEW
F39 A22
76 Bronze

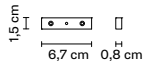
LED 220-240V
1x52W
3000K
4071lm Cri 90+

Energy label
A++ (01)
Net weight: 2,58 kg



Included:
- LED / LED

Parete-Soffitto / Wall-Ceiling lamp



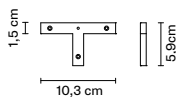
F39 Z01
27 Anodized

F39 Z01
76 Bronze

Net weight: 0,02 kg

Giunto mobile non elettrificato per collegare 2 sospensioni /
Mobile joint to connect 2 pendant lamps without electrification

Accessori / Accessories



F39 Z03
27 Anodized

F39 Z03
76 Bronze

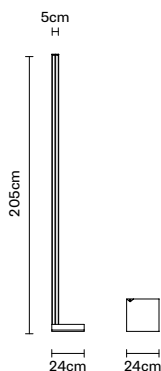
Net weight: 0,05 kg




Giunto mobile non elettrificato per collegare 3 sospensioni /
Mobile joint to connect 3 pendant lamps without electrification

Pivot / F39

Vittorio Massimo

Terra / Floor lamp



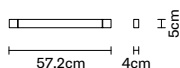
	Code	Light source	Info	Accessories
	F39 C01	LED 220-240V 1x90W 3000K Cri 90+	Energy label A++ (01) Net weight: 7,29 kg Dimm: PUSH IP40 	Included: LED, Alimentatore elettronico dimmerabile / LED, Dimmable electronic driver
	01 White 21 Anthracite 75 Light grey			
	F39 C01	LED 220-240V 1x90W 2700K Cri 90+	Energy label A++ (01) Net weight: 7,29 kg Dimm: PUSH IP40 	
	76 Bronze			
F39 C02	LED 220-240V 1x90W 2700K Cri 90+	Energy label A++ (01) Net weight: 7,29 kg Dimm: PUSH IP40 		
01 White 21 Anthracite 75 Light grey				
F39 C02	76 Bronze			

Pivot

Pivot / F39

Vittorio Massimo

Parete-Soffitto / Wall-Ceiling lamp

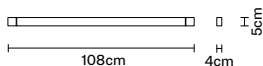


	Code	Light source	Info	Accessories
	F39 G01 01 White 21 Anthracite 75 Light grey	LED 24Vdc 1x23W 3000K 750lm Cri 90+	Energy label A++ (01) Net weight: 0,45 kg IP40	Included: LED / LED Not included: Alimentatore / Driver (pag. 534-535)
	F39 G01 76 Bronze			
	F39 G02 01 White 21 Anthracite 75 Light grey	LED 24Vdc 1x23W 2700K 750lm Cri 90+	Energy label A++ (01) Net weight: 0,45 kg IP40	Included: LED / LED Not included: Alimentatore / Driver (pag. 534-535)
	F39 G02 76 Bronze			
	NEW F39 G21 01 White 21 Anthracite 75 Light grey	LED 220-240V 1x18W 3000K 1357lm Cri 90+	Energy label A++ (01) Net weight: 0,45 kg IP40	Included: LED / LED
	NEW F39 G21 76 Bronze			
NEW F39 G22 01 White 21 Anthracite 75 Light grey	LED 220-240V 1x18W 2700K 1357lm Cri 90+	Energy label A++ (01) Net weight: 0,45 kg IP40	Included: LED / LED	
NEW F39 G22 76 Bronze				

Pivot / F39

Vittorio Massimo

Parete-Soffitto / Wall-Ceiling lamp



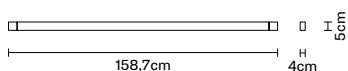
	Code	Light source	Info	Accessories	
<p>F39 G03</p> <p>01 White 21 Anthracite 75 Light grey</p> <hr/> <p>F39 G03</p> <p>76 Bronze</p> <hr/> <p>F39 G04</p> <p>01 White 21 Anthracite 75 Light grey</p> <hr/> <p>F39 G04</p> <p>76 Bronze</p> <hr/> <p>NEW</p> <p>F39 G23</p> <p>01 White 21 Anthracite 75 Light grey</p> <hr/> <p>NEW</p> <p>F39 G23</p> <p>76 Bronze</p> <hr/> <p>NEW</p> <p>F39 G24</p> <p>01 White 21 Anthracite 75 Light grey</p> <hr/> <p>NEW</p> <p>F39 G24</p> <p>76 Bronze</p>		LED 24Vdc 1x46W 3000K 2300lm Cri 90+	Energy label A++ (01) Net weight: 0,70 kg IP40	Included: LED / LED Not included: Alimentatore / Driver (pag. 534-535)	
			LED 24Vdc 1x46W 2700K 2300lm Cri 90+	Energy label A++ (01) Net weight: 0,70 kg IP40	Included: LED / LED Not included: Alimentatore / Driver (pag. 534-535)
			LED 220-240V 1x35W 3000K 2714lm Cri 90+	Energy label A++ (01) Net weight: 0,70 kg IP40	Included: LED / LED
			LED 220-240V 1x35W 2700K 2714lm Cri 90+	Energy label A++ (01) Net weight: 0,70 kg IP40	Included: LED / LED








Pivot

Pivot / F39

Vittorio Massimo

Parete-Soffitto / Wall-Ceiling lamp

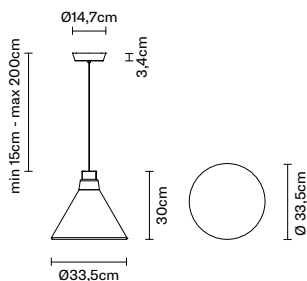


	Code	Light source	Info	Accessories
<p>F39 G05</p> <p>01 White 21 Anthracite 75 Light grey</p> <hr/> <p>F39 G05</p> <p>76 Bronze</p> <hr/> <p>F39 G06</p> <p>01 White 21 Anthracite 75 Light grey</p> <hr/> <p>F39 G06</p> <p>76 Bronze</p> <hr/> <p>NEW</p> <p>F39 G25</p> <p>01 White 21 Anthracite 75 Light grey</p> <hr/> <p>NEW</p> <p>F39 G25</p> <p>76 Bronze</p> <hr/> <p>NEW</p> <p>F39 G26</p> <p>01 White 21 Anthracite 75 Light grey</p> <hr/> <p>NEW</p> <p>F39 G26</p> <p>76 Bronze</p>	<p>F39 G05</p> <p>01 White 21 Anthracite 75 Light grey</p>	<p>LED 24Vdc 1x70W 3000K 3900lm Cri 90+</p>	<p>Energy label A++ (01) Net weight: 1,02 kg</p> <p>IP40  </p>	<p>Included: LED / LED</p> <p>Not included: Alimentatore / Driver (pag. 534-535)</p>
	<p>F39 G06</p> <p>76 Bronze</p>	<p>LED 24Vdc 1x70W 2700K 3900lm Cri 90+</p>	<p>Energy label A++ (01) Net weight: 1,02 kg</p> <p>IP40  </p>	<p>Included: LED / LED</p> <p>Not included: Alimentatore / Driver (pag. 534-535)</p>
	<p>NEW</p> <p>F39 G25</p> <p>01 White 21 Anthracite 75 Light grey</p>	<p>LED 220-240V 1x52W 3000K 4071lm Cri 90+</p>	<p>Energy label A++ (01) Net weight: 1,02 kg</p> <p>IP40 </p>	<p>Included: LED / LED</p>
	<p>NEW</p> <p>F39 G25</p> <p>76 Bronze</p>	<p>LED 220-240V 1x52W 2700K 4071lm Cri 90+</p>	<p>Energy label A++ (01) Net weight: 1,02 kg</p> <p>IP40 </p>	<p>Included: LED / LED</p>
	<p>NEW</p> <p>F39 G26</p> <p>01 White 21 Anthracite 75 Light grey</p>	<p>LED 220-240V 1x52W 2700K 4071lm Cri 90+</p>	<p>Energy label A++ (01) Net weight: 1,02 kg</p> <p>IP40 </p>	<p>Included: LED / LED</p>
	<p>NEW</p> <p>F39 G26</p> <p>76 Bronze</p>			<p>Included: LED / LED</p> <p>Not included: Alimentatore / Driver (pag. 534-535)</p>

Polair / F36

Flynn Talbot

Sospensione / Pendant lamp



F36 A01
00 Transparent

LED 220-240V
1x10W 40°
3000K
920lm Cri 80+

Energy label
A++ (01)
Net weight: 2,42 kg
Dimm: PUSH 1..10V

IP40

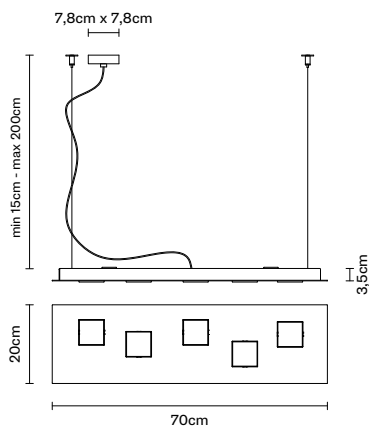
Included:
LED, Alimentatore elettronico dimmerabile / LED, Dimmable electronic driver

Struttura in alluminio verniciato nero / Black painted aluminium structure

Quarter / F38

David Pellegrini & Francesca Mengato

Sospensione / Pendant lamp



F38 A01
01 White
02 Black
14 Satin-finish burnished

LED 220-240V
2x4.5W
2700K
Cri 80+ (SOPRA)

LED 220-240V
5x4.5W
2700K
1600lm Cri 80+ (SOTTO)

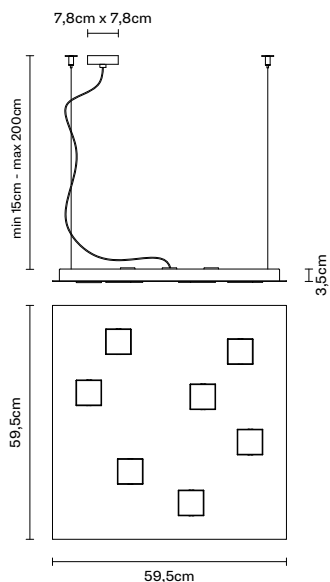
Energy label
A++ (01)
Net weight: 4,33 kg
Dimm: TRIAC

IP40

Included:
LED / LED

Luce diretta e indiretta / Direct and indirect light

Sospensione / Pendant lamp



F38 A03
01 White
02 Black
14 Satin-finish burnished

LED 220-240V
3x4.5W
2700K
960lm Cri 80+ (SOPRA)

LED 220-240V
7x4.5W
2700K
2300lm Cri 80+ (SOTTO)

Energy label
A++ (01)
Net weight: 9,71 kg
Dimm: TRIAC

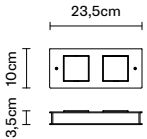
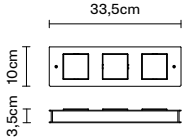
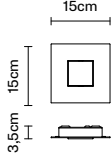
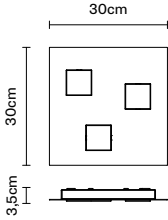
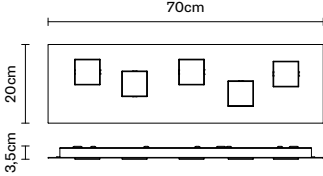
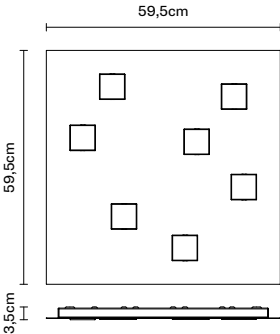
IP40

Included:
LED / LED

Luce diretta e indiretta / Direct and indirect light

Quarter / F38

David Pellegrini & Francesca Mengato

Parete-Soffitto / Wall-Ceiling lamp	Code	Light source	Info	Accessories
	F38 G01 01 White 02 Black 14 Satin-finish burnished	LED 220-240V 2x4.5W 2700K Cri 80+	Energy label A++ (01) Net weight: 0,91 kg Dimm: TRIAC IP40	Included: LED / LED
Parete-Soffitto / Wall-Ceiling lamp				
	F38 G03 01 White 02 Black 14 Satin-finish burnished	LED 220-240V 3x4.5W 2700K 960lm Cri 80+	Energy label A++ (01) Net weight: 1,29 kg Dimm: TRIAC IP40	Included: LED / LED
Parete-Soffitto / Wall-Ceiling lamp				
	F38 G07 01 White 02 Black 14 Satin-finish burnished	LED 220-240V 1x4.5W 2700K 350lm Cri 80+	Energy label A++ (01) Net weight: 0,54 kg Dimm: TRIAC IP40	Included: LED / LED
Parete-Soffitto / Wall-Ceiling lamp				
	F38 G09 01 White 02 Black 14 Satin-finish burnished	LED 220-240V 3x4.5W 2700K 960lm Cri 80+	Energy label A++ (01) Net weight: 1,71 kg Dimm: TRIAC IP40	Included: LED / LED
Parete-Soffitto / Wall-Ceiling lamp				
	F38 G11 01 White 02 Black 14 Satin-finish burnished	LED 220-240V 5x4.5W 2700K 1600lm Cri 80+	Energy label A++ (01) Net weight: 2,61 kg Dimm: TRIAC IP40	Included: LED / LED
Parete-Soffitto / Wall-Ceiling lamp				
	F38 G13 01 White 02 Black 14 Satin-finish burnished	LED 220-240V 7x4.5W 2700K 2300lm Cri 80+	Energy label A++ (01) Net weight: 6,29 kg Dimm: TRIAC IP40	Included: LED / LED

Roofer / F12

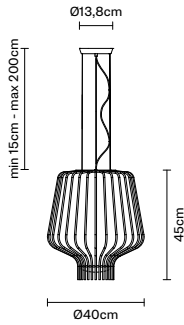
Benjamin Hubert

Sospensione / Pendant lamp	Code	Light source	Info	Accessories
	<p>F12 A01</p> <p>01 White 21 Anthracite 32 Orange 43 Green</p>	<p>E27 220-240V 1x22W - LED cod. A10231C01</p> <p>Max Watt. 205W</p>	<p>Energy label A++ (02) Net weight: 4,36 kg Dimm: TRIAC</p> <p>IP20</p>	<p>Not included: Lampadina / Bulb (pag. 536-537)</p>
	<p>F12 A03</p> <p>01 White 21 Anthracite 32 Orange 43 Green</p>	<p>E27 220-240V 1x22W - LED cod. A10231C01</p> <p>Max Watt. 205W</p>	<p>Energy label A++ (02) Net weight: 3,55 kg Dimm: TRIAC</p> <p>IP20</p>	<p>Not included: Lampadina / Bulb (pag. 536-537)</p>
	<p>F12 A05</p> <p>01 White 21 Anthracite 32 Orange 43 Green</p>	<p>E27 220-240V 6x13W - LED cod. A10234C01</p> <p>Max Watt. 6x22W</p>	<p>Energy label A++ (02) Net weight: 6,14 kg Dimm: TRIAC</p> <p>IP20</p>	<p>Not included: Lampadina / Bulb (pag. 536-537)</p>
	<p>F12 A07</p> <p>01 White 21 Anthracite 32 Orange 43 Green</p>	<p>E27 220-240V 6x13W - LED cod. A10234C01</p> <p>Max Watt. 6x30W</p>	<p>Energy label A++ (02) Net weight: 5,68 kg Dimm: TRIAC</p> <p>IP20</p>	<p>Not included: Lampadina / Bulb (pag. 536-537)</p>
	<p>F12 A09</p> <p>01 White 21 Anthracite 32 Orange 43 Green</p>	<p>E27 220-240V 12x13W - LED cod. A10234C01</p> <p>Max Watt. 12x30W</p>	<p>Energy label A++ (02) Net weight: 16,68 kg Dimm: TRIAC</p> <p>IP20</p>	<p>Not included: Lampadina / Bulb (pag. 536-537)</p>

Saya / F47

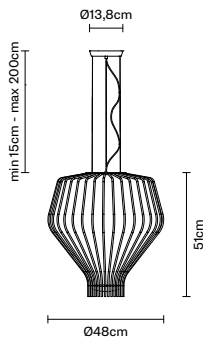
Gio Minelli & Marco Fossati

Sospensione / Pendant lamp



	Code	Light source	Info	Accessories
	F47 A09 00 Transparent 01 White	E27 220-240V 1x11W - LED cod. A10230C01 Max Watt. 150W	Energy label A++ (02) Net weight: - kg Dimm: TRIAC IP20	Not included: Lampadina / Bulb (pag. 536-537)
	Struttura metallica brunita / Burnished metal structure			
	F47 A10 00 Transparent 01 White	E27 220-240V 1x11W - LED cod. A10230C01 Max Watt. 150W	Energy label A++ (02) Net weight: - kg Dimm: TRIAC IP54	Not included: Lampadina / Bulb (pag. 536-537)
	Struttura metallica brunita / Burnished metal structure			
	F47 A11 00 Transparent 01 White	E27 220-240V 1x11W - LED cod. A10230C01 Max Watt. 150W	Energy label A++ (02) Net weight: - kg Dimm: TRIAC IP20	Not included: Lampadina / Bulb (pag. 536-537)
	Struttura metallica cromata / Chrome-plated metal structure			
	F47 A21 00 Transparent 01 White	E27 220-240V 1x11W - LED cod. A10230C01 Max Watt. 150W	Energy label A++ (02) Net weight: - kg Dimm: TRIAC IP20	Not included: Lampadina / Bulb (pag. 536-537)
	Struttura metallica dorata / Gold-plated metal structure			

Sospensione / Pendant lamp

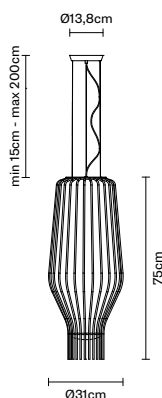


	F47 A13 00 Transparent 01 White	E27 220-240V 1x11W - LED cod. A10230C01 Max Watt. 150W	Energy label A++ (02) Net weight: - kg Dimm: TRIAC IP20	Not included: Lampadina / Bulb (pag. 536-537)
	Struttura metallica brunita / Burnished metal structure			
	F47 A14 00 Transparent 01 White	E27 220-240V 1x11W - LED cod. A10230C01 Max Watt. 150W	Energy label A++ (02) Net weight: - kg Dimm: TRIAC IP54	Not included: Lampadina / Bulb (pag. 536-537)
	Struttura metallica brunita / Burnished metal structure			
	F47 A15 00 Transparent 01 White	E27 220-240V 1x11W - LED cod. A10230C01 Max Watt. 150W	Energy label A++ (02) Net weight: - kg Dimm: TRIAC IP20	Not included: Lampadina / Bulb (pag. 536-537)
	Struttura metallica cromata / Chrome-plated metal structure			
	F47 A23 00 Transparent 01 White	E27 220-240V 1x11W - LED cod. A10230C01 Max Watt. 150W	Energy label A++ (02) Net weight: - kg Dimm: TRIAC IP20	Not included: Lampadina / Bulb (pag. 536-537)
	Struttura metallica dorata / Gold-plated metal structure			

Saya / F47

Gio Minelli & Marco Fossati

Sospensione / Pendant lamp



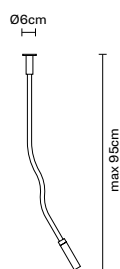
	Code	Light source	Info	Accessories
	F47 A17 00 Transparent 01 White	E27 220-240V 1x11W - LED cod. A10230C01 Max Watt. 150W	Energy label A++ (02) Net weight: - kg Dimm: TRIAC IP20	Not included: Lampadina / Bulb (pag. 536-537)
		Struttura metallica brunita / Burnished metal structure		
	F47 A18 00 Transparent 01 White	E27 220-240V 1x11W - LED cod. A10230C01 Max Watt. 150W	Energy label A++ (02) Net weight: - kg Dimm: TRIAC IP54	Not included: Lampadina / Bulb (pag. 536-537)
		Struttura metallica brunita / Burnished metal structure		
	F47 A19 00 Transparent 01 White	E27 220-240V 1x11W - LED cod. A10230C01 Max Watt. 150W	Energy label A++ (02) Net weight: - kg Dimm: TRIAC IP20	Not included: Lampadina / Bulb (pag. 536-537)
	Struttura metallica cromata / Chrome-plated metal structure			
	F47 A25 00 Transparent 01 White	E27 220-240V 1x11W - LED cod. A10230C01 Max Watt. 150W	Energy label A++ (02) Net weight: - kg Dimm: TRIAC IP20	Not included: Lampadina / Bulb (pag. 536-537)
	Struttura metallica dorata / Gold-plated metal structure			




Saya • Snake

Snake / D63

Francesco Lucchese

Parete-Soffitto / Wall-Ceiling lamp

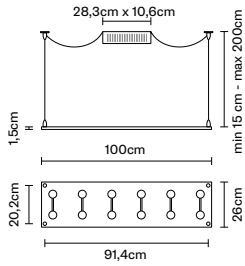


	Code	Light source	Info	Accessories
	D63 G01 01 White 02 Black 31 Blue 32 Orange 43 Green	G9 220-240V 1x3,5W - LED cod. A11010C01 Max Watt. 48W	Energy label A++ → D (06) Net weight: 1,21 kg Dimm: TRIAC IP40   	Not included: Lampadina / Bulb (pag. 536-537)

Sospesa / D42

Paolo De Lucchi & Lisa Bellon

Sospensione / Pendant lamp



D42 A01
00 Transparent

G4 220-240V
12x20W HSGS
cod. A10302C10
Max Watt. 12x20W

Energy label
A++ → C (04)
Net weight: 12,08 kg
Dimm: TRIAC



Included:
Trasformatore elettronico / *Electronic transformer*
Not included:
Lampadina / *Bulb* (pag. 536-537)

D42 A15
00 Transparent

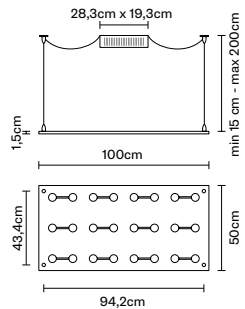
G4 220-240V
12x1,5W - LED
cod. A10307C01
Max Watt. 12x1.5W

Energy label
A++ (02)
Net weight: 11,81 kg



Included:
Trasformatore elettronico / *Electronic transformer*
Not included:
Lampadina / *Bulb* (pag. 536-537)

Sospensione / Pendant lamp



D42 A05
00 Transparent

G4 220-240V
24x20W HSGS
cod. A10302C10
Max Watt. 24x20W

Energy label
A++ → C (04)
Net weight: 21,80 kg
Dimm: TRIAC



Included:
Trasformatore elettronico / *Electronic transformer*
Not included:
Lampadina / *Bulb* (pag. 536-537)

D42 A19
00 Transparent

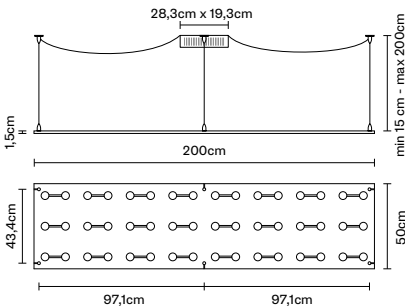
G4 220-240V
24x1,5W - LED
cod. A10307C01
Max Watt. 24x1.5W

Energy label
A++ (02)
Net weight: 20,45 kg



Included:
Trasformatore elettronico / *Electronic transformer*
Not included:
Lampadina / *Bulb* (pag. 536-537)

Sospensione / Pendant lamp



D42 A09
00 Transparent

G4 220-240V
48x10W HSGS
cod. A10301C10
Max Watt. 48x10W

Energy label
A++ → C (04)
Net weight: 31,90 kg
Dimm: TRIAC



Included:
Trasformatore elettronico / *Electronic transformer*
Not included:
Lampadina / *Bulb* (pag. 536-537)

D42 A21
00 Transparent

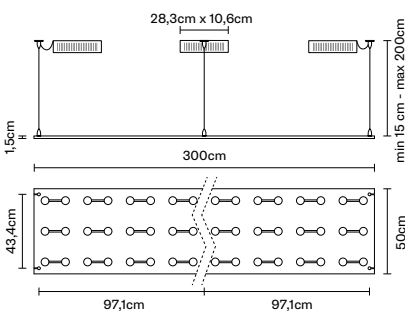
G4 220-240V
48x1,5W - LED
cod. A10307C01
Max Watt. 48x1.5W

Energy label
A++ (02)
Net weight: 30,17 kg



Included:
Trasformatore elettronico / *Electronic transformer*
Not included:
Lampadina / *Bulb* (pag. 536-537)

Sospensione / Pendant lamp



D42 A13
00 Transparent

G4 220-240V
72x10W HSGS
cod. A10301C10
Max Watt. 72x10W

Energy label
A++ → C (04)
Net weight: 42,74 kg
Dimm: TRIAC



Included:
Trasformatore elettronico / *Electronic transformer*
Not included:
Lampadina / *Bulb* (pag. 536-537)

D42 A25
00 Transparent

G4 220-240V
72x1,5W - LED
cod. A10307C01
Max Watt. 72x1.5W

Energy label
A++ (02)
Net weight: 42,74 kg

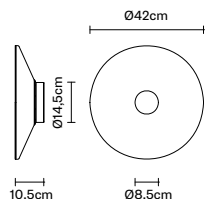


Included:
Trasformatore elettronico / *Electronic transformer*
Not included:
Lampadina / *Bulb* (pag. 536-537)

Spin-bo / F54

Gio Minelli & Marco Fossati

Parete / Wall lamp

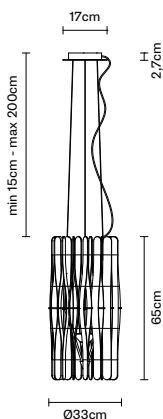


Code	Light source	Info	Accessories
<p>NEW</p> <p>F54 D01</p> <p>12 Gold</p>	<p>LED 220-240V</p> <p>1x19W</p> <p>3000K</p> <p>Cri 80</p>	<p>Energy label</p> <p>A++ (01)</p> <p>Net weight: 1,20 kg</p> <p>Dimm: PUSH 1..10V</p> <p>IP20</p>	<p>Included:</p> <p>LED, Alimentatore elettronico dimmerabile / LED, Dimmable electronic driver</p>

Stick / F23

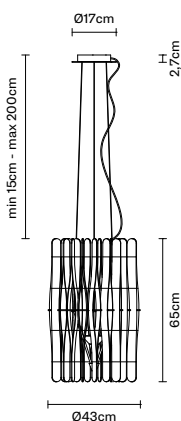
Matali Crasset

Sospensione / Pendant lamp



Code	Light source	Info	Accessories
<p>F23 A01</p> <p>69 Light wood colour</p>	<p>E27 220-240V</p> <p>1x22W - LED</p> <p>cod. A10231C01</p> <p>Max Watt. 24W</p>	<p>Energy label</p> <p>A++ (05)</p> <p>Net weight: 2,04 kg</p> <p>IP20</p>	<p>Included:</p> <p>Lampadina / Bulb</p>
<p>F23 A06</p> <p>69 Light wood colour</p>	<p>LED 220-240V</p> <p>1x8.7W</p> <p>3000K</p> <p>Cri 80+ (SOPRA)</p> <p>LED 220-240V</p> <p>1x13W</p> <p>3000K</p> <p>Cri 80+ (SOTTO)</p>	<p>Energy label</p> <p>A++ (01)</p> <p>Net weight: 2,93 kg</p> <p>Dimm: TRIAC</p> <p>IP20</p>	<p>Included:</p> <p>LED / LED</p>

Sospensione / Pendant lamp

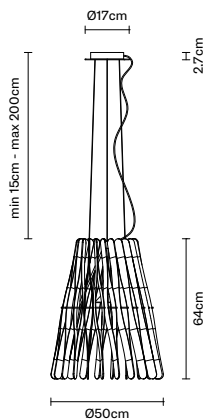


<p>F23 A02</p> <p>69 Light wood colour</p>	<p>E27 220-240V</p> <p>1x22W - LED</p> <p>cod. A10231C01</p> <p>Max Watt. 24W</p>	<p>Energy label</p> <p>A++ (05)</p> <p>Net weight: 2,33 kg</p> <p>IP20</p>	<p>Included:</p> <p>Lampadina / Bulb</p>
<p>F23 A07</p> <p>69 Light wood colour</p>	<p>LED 220-240V</p> <p>1x8.7W</p> <p>3000K</p> <p>Cri 80+ (SOPRA)</p> <p>LED 220-240V</p> <p>1x17W</p> <p>3000K</p> <p>Cri 80+ (SOTTO)</p>	<p>Energy label</p> <p>A++ (01)</p> <p>Net weight: 3,31 kg</p> <p>Dimm: TRIAC</p> <p>IP20</p>	<p>Included:</p> <p>LED / LED</p>

Stick / F23

Matali Crasset

Sospensione / Pendant lamp



F23 A03

69 Light wood colour

E27 220-240V
1x22W - LED
cod. A10231C01

Max Watt. 24W

Energy label
A++ (05)
Net weight: 2,15 kg

IP20

Included:
Lampadina / Bulb

F23 A08

69 Light wood colour

LED 220-240V
1x8.7W
3000K
Cri 80+
(SOPRA)

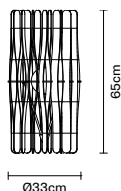
LED 220-240V
1x17W
3000K
Cri 80+
(SOTTO)

Energy label
A++ (01)
Net weight: 3,13 kg
Dimm: TRIAC

IP20

Included:
LED / LED

Tavolo / Table lamp



F23 B01

69 Light wood colour

E27 220-240V
1x22W - LED
cod. A10231C01

Max Watt. 24W

Energy label
A++ (05)
Net weight: 1,01 kg

IP20

Included:
Lampadina / Bulb

F23 B02

69 Light wood colour

LED 220-240V
1x8.7W
3000K
Cri 80+
(SOTTO)

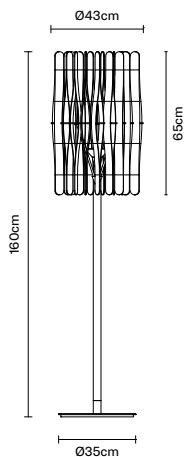
LED 220-240V
1x13W
3000K
Cri 80+
(SOPRA)

Energy label
A++ (01)
Net weight: 2,17 kg
Dimm: TRIAC

IP20

Included:
LED, Alimentatore
elettronico / LED,
Electronic driver

Terra / Floor lamp



F23 C01

69 Light wood colour

E27 220-240V
1x22W - LED
cod. A10231C01

Max Watt. 24W

Energy label
A++ (05)
Net weight: 7,93 kg

IP20

Included:
Lampadina / Bulb

F23 C05

69 Light wood colour

LED 220-240V
1x8.7W
3000K
Cri 80+
(SOTTO)

LED 220-240V
1x17W
3000K
Cri 80+
(SOPRA)

Energy label
A++ (01)
Net weight: 8,93 kg
Dimm: TRIAC

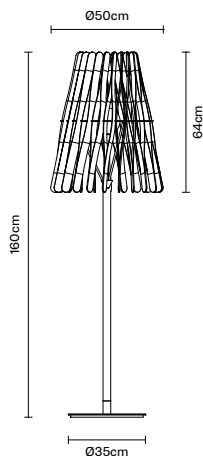
IP20

Included:
LED, Alimentatore
elettronico / LED,
Electronic driver

Stick / F23

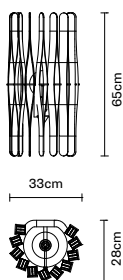
Matali Crasset

Terra / Floor lamp



	Code	Light source	Info	Accessories
	F23 C02 69 Light wood colour	E27 220-240V 1x22W - LED cod. A10231C01 Max Watt. 24W	Energy label A++ (05) Net weight: 7,75 kg IP20 <input type="checkbox"/>	Included: Lampadina / Bulb
	F23 C06 69 Light wood colour	LED 220-240V 1x8.7W 3000K Cri 80+ (SOTTO) LED 220-240V 1x17W 3000K Cri 80+ (SOPRA)	Energy label A++ (01) Net weight: 8,93 kg Dimm: TRIAC IP20 <input type="checkbox"/>	Included: LED, Alimentatore elettronico / LED, Electronic driver

Parete / Wall lamp



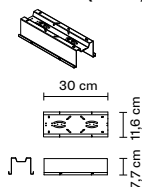
	F23 D01 69 Light wood colour	E27 220-240V 1x22W - LED cod. A10231C01 Max Watt. 24W	Energy label A++ (05) Net weight: 0,68 kg IP20	Included: Lampadina / Bulb
	F23 D02 69 Light wood colour	LED 220-240V 1x8.7W 3000K Cri 80+ (SOTTO) LED 220-240V 1x13W 3000K Cri 80+ (SOPRA)	Energy label A++ (01) Net weight: 0,68 kg Dimm: TRIAC IP20	Included: LED / LED

Tile / D95

Pamio Design

Soffitto / Ceiling lamp

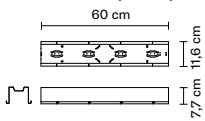
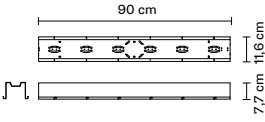
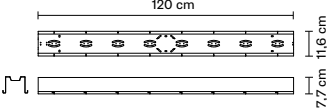
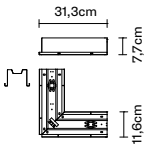
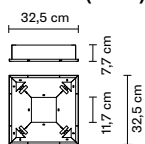
Light source: GU10 (L1/2)



	Code	Light source	Info	Accessories
	D95 M11 63 Painted grey	GU10 220-240V 2x7W - LED cod. A11105C01 Max Watt. 2x50W Starter / Starter	Energy label A++ (02) Net weight: 1,21 kg Dimm: TRIAC IP20	Not included: Lampadina / Bulb (pag. 536-537)
	D95 M12 63 Painted grey	GU10 220-240V 2x7W - LED cod. A11105C01 Max Watt. 2x50W Modulo / Module	Energy label A++ (02) Net weight: 0,89 kg Dimm: TRIAC IP20	Not included: Lampadina / Bulb (pag. 536-537)

Tile / D95

Pamio Design

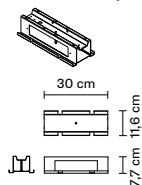
Soffitto / Ceiling lamp	Code	Light source	Info	Accessories
<p>Light source: GU10 (L1/2)</p> 	<p>D95 M13</p> <p>63 Painted grey</p>	<p>GU10 220-240V 4x7W - LED cod. A11105C01</p> <p>Max Watt. 4x50W</p> <p>Modulo / Module</p>	<p>Energy label A++ (02) Net weight: 1,77 kg Dimm: TRIAC</p> <p>IP20</p>	<p>Not included: Lampadina / Bulb (pag. 536-537)</p>
<p>Soffitto / Ceiling lamp</p>				
<p>Light source: GU10 (L1/2)</p> 	<p>D95 M14</p> <p>63 Painted grey</p>	<p>GU10 220-240V 6x7W - LED cod. A11105C01</p> <p>Max Watt. 6x50W</p> <p>Modulo / Module</p>	<p>Energy label A++ (02) Net weight: 2,83 kg Dimm: TRIAC</p> <p>IP20</p>	<p>Not included: Lampadina / Bulb (pag. 536-537)</p>
<p>Soffitto / Ceiling lamp</p>				
<p>Light source: GU10 (L1/2)</p> 	<p>D95 M15</p> <p>63 Painted grey</p>	<p>GU10 220-240V 8x7W - LED cod. A11105C01</p> <p>Max Watt. 8x50W</p> <p>Modulo / Module</p>	<p>Energy label A++ (02) Net weight: 3,78 kg Dimm: TRIAC</p> <p>IP20</p>	<p>Not included: Lampadina / Bulb (pag. 536-537)</p>
<p>Soffitto / Ceiling lamp</p>				
<p>Light source: GU10 (L1/2)</p> 	<p>D95 M16</p> <p>63 Painted grey</p>	<p>GU10 220-240V 3x7W - LED cod. A11105C01</p> <p>Max Watt. 3x50W</p> <p>Starter / Starter</p>	<p>Energy label A++ (02) Net weight: 1,53 kg Dimm: TRIAC</p> <p>IP20</p>	<p>Not included: Lampadina / Bulb (pag. 536-537)</p>
<p>Soffitto / Ceiling lamp</p>				
<p>Light source: GU10 (L1/2)</p> 	<p>D95 M17</p> <p>63 Painted grey</p>	<p>GU10 220-240V 4x7W - LED cod. A11105C01</p> <p>Max Watt. 4x50W</p> <p>Starter / Starter</p>	<p>Energy label A++ (02) Net weight: 2,86 kg Dimm: TRIAC</p> <p>IP20</p>	<p>Not included: Lampadina / Bulb (pag. 536-537)</p>

Tile / D95

Pamio Design

Soffitto / Ceiling lamp

Light source: LED bar (L1/2)



D95 M01
63 Painted grey

Light source

Net weight: 1,04 kg
IP20

Accessories

Starter senza alimentatore / Starter without driver

D95 M02
63 Painted grey

Net weight: 1,52 kg
Dimm: 1..10V
IP20

Included:
1 Alimentatore / 1 Driver
Not included:
Barrette LED / LED bars (pag. 499)

Starter. Altre dimensioni su richiesta / Starter. Other dimensions by request

D95 M03
63 Painted grey

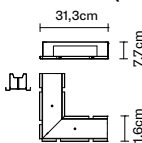
Net weight: 1,31 kg
Dimm: 1..10V
IP20

Included:
2 Alimentatore / 2 Drivers
Not included:
Barrette LED / LED bars (pag. 499)

Starter. Altre dimensioni su richiesta / Starter. Other dimensions by request

Soffitto / Ceiling lamp

Light source: LED bar (L1/2)



D95 M06
63 Painted grey

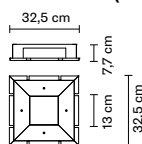
Net weight: 2,94 kg
Dimm: 1..10V
IP20

Included:
2 Alimentatore / 2 Drivers
Not included:
Barrette LED / LED bars (pag. 499)

Starter. Altre dimensioni su richiesta / Starter. Other dimensions by request

Soffitto / Ceiling lamp

Light source: LED bar (L1/2)



D95 M07
63 Painted grey

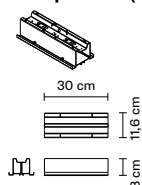
Net weight: 2,99 kg
Dimm: 1..10V
IP20

Included:
4 Alimentatore / 4 Drivers
Not included:
Barrette LED / LED bars (pag. 499)

Starter. Altre dimensioni su richiesta / Starter. Other dimensions by request

Soffitto / Ceiling lamp

Light source: Strip LED (L1/2)



D95 M22
63 Painted grey

Net weight: 0,59 kg
Dimm: 1..10V
IP20


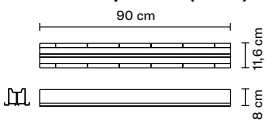

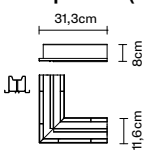
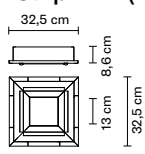
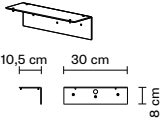
Not included:
Strip LED, Alimentatore / Strip LED (pag. 499), Driver (pag. 534-535)

Starter / Starter

Tile

Tile / D95

Pamio Design

Soffitto / Ceiling lamp	Code	Light source	Info	Accessories
<p>Light source: Strip LED (L1/2)</p> 	<p>D95 M23</p> <p>63 Painted grey</p>		<p>Net weight: 1,73 kg Dimm: 1..10V</p> <p>IP20</p>	<p>Not included: Strip LED, Alimentatore / Strip LED (pag. 499), Driver (pag. 534-535)</p>
Soffitto / Ceiling lamp				
<p>Light source: Strip LED (L1/2)</p> 	<p>D95 M24</p> <p>63 Painted grey</p>		<p>Net weight: 2,76 kg Dimm: 1..10V</p> <p>IP20</p>	<p>Not included: Strip LED, Alimentatore / Strip LED (pag. 499), Driver (pag. 534-535)</p>
Soffitto / Ceiling lamp				
<p>Light source: Strip LED (L1/2)</p> 	<p>D95 M25</p> <p>63 Painted grey</p>		<p>Net weight: 2,43 kg Dimm: 1..10V</p> <p>IP20</p>	<p>Not included: Strip LED, Alimentatore / Strip LED (pag. 499), Driver (pag. 534-535)</p>
Soffitto / Ceiling lamp				
<p>Light source: Strip LED (L1/2)</p> 	<p>D95 M26</p> <p>63 Painted grey</p>		<p>Net weight: 1,97 kg Dimm: 1..10V</p> <p>IP20</p>	<p>Not included: Strip LED, Alimentatore / Strip LED (pag. 499), Driver (pag. 534-535)</p>
Soffitto / Ceiling lamp				
<p>Light source: Strip LED (L1/2)</p> 	<p>D95 M27</p> <p>63 Painted grey</p>		<p>Net weight: 2,87 kg Dimm: 1..10V</p> <p>IP20</p>	<p>Included: Alimentatore / Driver</p> <p>Not included: Strip LED / Strip LED (pag. 499)</p>
Parete / Wall lamp				
	<p>D95 Z02</p> <p>63 Painted grey</p>		<p>Net weight: 1,17 kg</p>	<p>Accessorio parete per GU10 (L1/2), LED bar (L1/2), LED strip (L1/2) / Wall accessory for GU10 (L1/2), LED bar (L1/2), LED strip (L1/2)</p>

Tile / D95

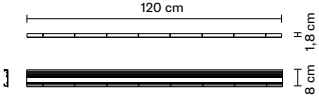
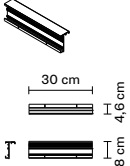

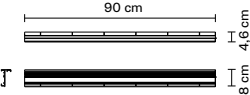
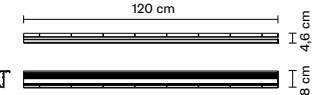
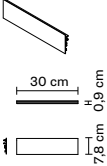
Pamio Design

Parete / Wall lamp	Code	Light source	Info	Accessories
	<p>D95 Z03</p> <p>63 Painted grey</p>		<p>Net weight: 2,91 kg</p>	<p>Accessorio parete per GU10 (L1/2), LED bar (L1/2), LED strip (L1/2) / Wall accessory for GU10 (L1/2), LED bar (L1/2), LED strip (L1/2)</p>
<p>Parete / Wall lamp</p>	<p>D95 Z04</p> <p>63 Painted grey</p>		<p>Net weight: 3,55 kg</p>	
<p>Parete / Wall lamp</p>	<p>D95 Z05</p> <p>63 Painted grey</p>		<p>Net weight: 4,20 kg</p>	
<p>Soffitto / Ceiling lamp</p> <p>No light source (L1)</p>	<p>D95 M32</p> <p>63 Painted grey</p> <hr/> <p>D95 M32</p> <p>74 Gold-plated aluminium</p>		<p>Net weight: 0,20 kg</p>	
<p>Soffitto / Ceiling lamp</p> <p>No light source (L1)</p>	<p>D95 M33</p> <p>63 Painted grey</p> <hr/> <p>D95 M33</p> <p>74 Gold-plated aluminium</p>		<p>Net weight: 0,43 kg</p>	<p>Barra non elettrificata / Bar without electrification</p>
<p>Soffitto / Ceiling lamp</p> <p>No light source (L1)</p>	<p>D95 M34</p> <p>63 Painted grey</p> <hr/> <p>D95 M34</p> <p>74 Gold-plated aluminium</p>		<p>Net weight: 0,63 kg</p>	<p>Barra non elettrificata / Bar without electrification</p>

Tile

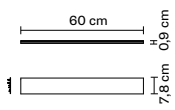
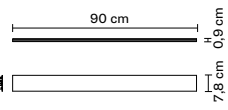
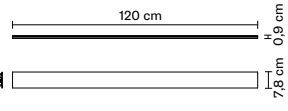
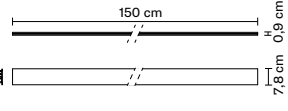
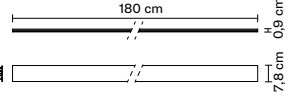
Tile / D95

Pamio Design

Soffitto / Ceiling lamp	Code	Light source	Info	Accessories
<p>No light source (L1)</p> 	<p>D95 M35</p> <p>63 Painted grey</p> <hr/> <p>D95 M35</p> <p>74 Gold-plated aluminium</p>		Net weight: 0,91 kg	
Soffitto / Ceiling lamp		Barra non elettrificata / Bar without electrification		
<p>Light source: Strip LED (L1)</p> 	<p>D95 M42</p> <p>63 Painted grey</p>		<p>Energy label A++ (01) Net weight: 0,78 kg Dimm: 1..10V</p> <p>IP20</p>	<p>Not included: Strip LED, Alimentatore / Strip LED (pag. 499), Driver (pag. 534-535)</p>
Soffitto / Ceiling lamp		Modulo / Module		
<p>Light source: Strip LED (L1)</p> 	<p>D95 M43</p> <p>63 Painted grey</p>		<p>Energy label A++ (01) Net weight: 1,05 kg Dimm: 1..10V</p> <p>IP20</p>	<p>Not included: Strip LED, Alimentatore / Strip LED (pag. 499), Driver (pag. 534-535)</p>
Soffitto / Ceiling lamp		Modulo / Module		
<p>Light source: Strip LED (L1)</p> 	<p>D95 M44</p> <p>63 Painted grey</p>		<p>Energy label A++ (01) Net weight: 1,68 kg Dimm: 1..10V</p> <p>IP20</p>	<p>Not included: Strip LED, Alimentatore / Strip LED (pag. 499), Driver (pag. 534-535)</p>
Soffitto / Ceiling lamp		Modulo / Module		
<p>Light source: Strip LED (L1)</p> 	<p>D95 M45</p> <p>63 Painted grey</p>		<p>Energy label A++ (01) Net weight: 2,13 kg Dimm: 1..10V</p> <p>IP20</p>	<p>Not included: Strip LED, Alimentatore / Strip LED (pag. 499), Driver (pag. 534-535)</p>
Soffitto / Ceiling lamp		Modulo / Module		
<p>Accessori / Accessories</p> 	<p>D95 Z10</p> <p>27 Anodized</p> <hr/> <p>D95 Z10</p> <p>74 Gold-plated aluminium</p>		Net weight: 0,23 kg	
		Fascia di rivestimento / Cover		

Tile / D95

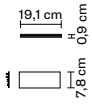
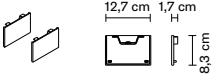
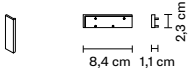
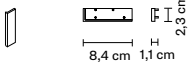
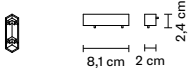
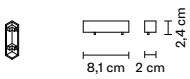
Pamio Design

Accessori / Accessories	Code	Light source	Info	Accessories
 <p>60 cm 7.8 cm 0.9 cm</p> <p>Accessori / Accessories</p>	<p>D95 Z11</p> <p>27 Anodized</p> <hr/> <p>D95 Z11</p> <p>74 Gold-plated aluminium</p>	<p>Fascia di rivestimento / Cover</p>	<p>Net weight: 0,45 kg</p>	
 <p>90 cm 7.8 cm 0.9 cm</p> <p>Accessori / Accessories</p>	<p>D95 Z12</p> <p>27 Anodized</p> <hr/> <p>D95 Z12</p> <p>74 Gold-plated aluminium</p>	<p>Fascia di rivestimento / Cover</p>	<p>Net weight: 0,69 kg</p>	
 <p>120 cm 7.8 cm 0.9 cm</p> <p>Accessori / Accessories</p>	<p>D95 Z13</p> <p>27 Anodized</p> <hr/> <p>D95 Z13</p> <p>74 Gold-plated aluminium</p>	<p>Fascia di rivestimento / Cover</p>	<p>Net weight: 0,91 kg</p>	
 <p>150 cm 7.8 cm 0.9 cm</p> <p>Accessori / Accessories</p>	<p>D95 Z14</p> <p>27 Anodized</p> <hr/> <p>D95 Z14</p> <p>74 Gold-plated aluminium</p>	<p>Fascia di rivestimento / Cover</p>	<p>Net weight: 1,14 kg</p>	
 <p>180 cm 7.8 cm 0.9 cm</p> <p>Accessori / Accessories</p>	<p>D95 Z15</p> <p>27 Anodized</p> <hr/> <p>D95 Z15</p> <p>74 Gold-plated aluminium</p>	<p>Fascia di rivestimento / Cover</p>	<p>Net weight: 1,43 kg</p>	

Tile

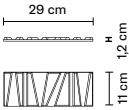
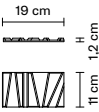
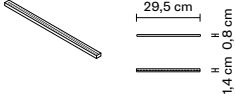



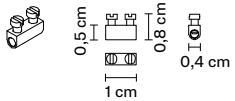
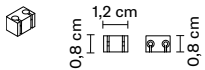
Tile / D95

Pamio Design

Accessori / Accessories	Code	Light source	Info	Accessories
	<p>D95 Z16</p> <p>27 Anodized</p> <hr/> <p>D95 Z16</p> <p>74 Gold-plated aluminium</p>		Net weight: 0,14 kg	
Accessori / Accessories				Fascia di rivestimento / Cover
	<p>D95 Z20</p> <p>12 Gold</p> <hr/> <p>D95 Z20</p> <p>15 Chrome</p>		Net weight: 0,15 kg	
Accessori / Accessories				2 tappi per ogni confezione / 2 caps for each package
	<p>D95 Z21</p> <p>12 Gold</p> <hr/> <p>D95 Z21</p> <p>15 Chrome</p>		Net weight: 0,03 kg	
Accessori / Accessories				Tappo destro / Right cap
	<p>D95 Z22</p> <p>12 Gold</p> <hr/> <p>D95 Z22</p> <p>15 Chrome</p>		Net weight: 0,00 kg	
Accessori / Accessories				Tappo sinistro / Left cap
	<p>D95 Z23</p> <p>12 Gold</p> <hr/> <p>D95 Z23</p> <p>15 Chrome</p>		Net weight: 0,02 kg	
Accessori / Accessories				Tappo esterno per angolo / External cap
	<p>D95 Z24</p> <p>12 Gold</p> <hr/> <p>D95 Z24</p> <p>15 Chrome</p>		Net weight: 0,03 kg	
Accessori / Accessories				Tappo esterno di chiusura per angolo / External cap for closure of angle

Tile / D95

Pamio Design

Vetri / Glasses	Code	Light source	Info	Accessories
	<p>D95 E01 C4V</p> <p>00 Transparent</p> <hr/> <p>D95 E01 C4V</p> <p>05 Aquamarine 40 Amethyst 43 Green 47 Amber</p>		<p>Net weight: 3,40 kg</p>	<p>9 ferma vetro per ogni confezione. Altri colori su richiesta (+20%) / 9 glass fastener in each package. Other colours by request (+20%)</p>
<p>Vetri / Glasses</p> 	<p>D95 E02 C4V</p> <p>00 Transparent</p>		<p>Net weight: 2,92 kg</p>	<p>9 ferma vetro per ogni confezione. Altri colori su richiesta (+20%) / 9 glass fastener in each package. Other colours by request (+20%)</p>
<p>Accessori / Accessories</p> 	<p>D95 Z51 C01</p>	<p>LED 24Vdc 1x5W 3000K Cri 80+</p>	<p>Energy label A++ (01) Net weight: - kg</p>	<p>Included: LED / LED</p> <p>Barra LED completa di supporto in alluminio e diffusore / LED bar inclusive of aluminium support and diffuser</p>
<p>Accessori / Accessories</p> 	<p>D95 Z53</p> <p>65 White 3000K</p>	<p>LED 24Vdc 23W/mt 3000K Cri 90+</p>	<p>Energy label A++ (01) Net weight: 0,12 kg</p>	<p>Included: LED / LED</p> <p>Not included: Alimentatore / Driver (pag. 534-535)</p> <p>Strip LED, prezzo al metro. Al momento dell'ordine comunicare all'azienda le misure del progetto / LED strip, price by meter. When ordering, communicate to the company the dimensions of the project</p>
<p>Accessori / Accessories</p> 	<p>D95 Z55</p>		<p>Net weight: 0,12 kg</p>	<p>Lente, prezzo al metro. Al momento dell'ordine comunicare all'azienda le misure del progetto / Lens, price by meter. When ordering, communicate to the company the dimensions of the project</p>
<p>Accessori / Accessories</p> 	<p>D95 Z49</p>		<p>Net weight: 0,12 kg</p>	<p>Cavo di sostegno. Prezzo al metro / Support cable. Price by meter</p>
<p>Accessori / Accessories</p> 	<p>D95 Z48 C08</p>		<p>Net weight: 0,12 kg</p>	<p>Ferma cavo di sicurezza / Cable fastener</p>
<p>Accessori / Accessories</p> 	<p>D95 Z50 C09</p>		<p>Net weight: 0,12 kg</p>	<p>Ferma vetro / Glass fastener</p>

Tile

Tile / D95

Sorgente: GU10 / *Light source: GU10*

Configurazione: 1 o 2 pareti / *Layout: 1 or 2 glass walls*

1. Scelta barra e angoli

Metal bar and angle option

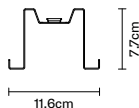
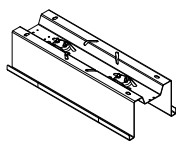
1a. Barre lineari

Linear bars

Lunghezza minima: 30 cm
Modularità ogni 30 cm
Elettrificazione ogni 30 cm (2x7W GU10 LED)
Su richiesta sono disponibili elettrificazioni diverse.
Ogni sistema deve prevedere l'utilizzo di un modulo da 30 cm di partenza.
I moduli starter sono moduli cablati per l'alimentazione di partenza.

*Minimum length: 30 cm
30 cm modularity
Electrification every 30 cm (2x7W GU10 LED)
Different electrification are available on request.
Each system has to use a 30 cm starter module.
The starter modules are electrified.*

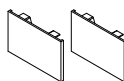
D95M1163 30 cm (Starter)
D95M1263 30 cm (Modulo / Module)
D95M1363 60 cm (Modulo / Module)
D95M1463 90 cm (Modulo / Module)
D95M1563 120 cm (Modulo / Module)



1b. Coppia di tappi

Couple of caps

Alluminio brillantato / *Polished aluminium*
D95Z2015
Alluminio dorato / *Golden aluminium*
D95Z2012



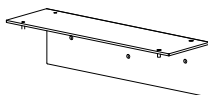
1c. Kit parete

Wall kit

Lunghezza minima: 30 cm
Modularità ogni 30 cm
Per la versione a parete vanno aggiunte alle barre lineari indicate qui a lato (D95M1...) uno dei seguenti kit in base alla lunghezza desiderata.

*Minimum length: 30 cm
30 cm modularity
For the wall version, it must be added to the linear bars indicated at right (D95M1...) one of the following kits according to the desired length.*

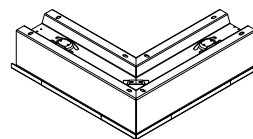
D95Z0263 30 cm
D95Z0363 60 cm
D95Z0463 90 cm
D95Z0563 120 cm



1d. Barra ad angolo

Angle bar

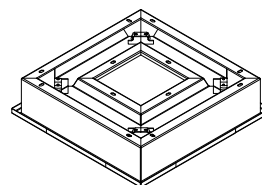
D95M1663 30x30 cm (Starter)



1d. Barra quadrata

Square bar

D95M1763 30x30 cm (Starter)



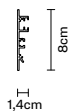
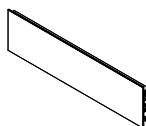
2. Scelta fasce di rivestimento Cover options

Alluminio brillantato / Polished aluminium

- D95Z1027** 30 cm
- D95Z1127** 60 cm
- D95Z1227** 90 cm
- D95Z1327** 120 cm
- D95Z1427** 150 cm
- D95Z1527** 180 cm
- D95Z1627** 19,1 cm

Alluminio dorato / Golden aluminium

- D95Z1074** 30 cm
- D95Z1174** 60 cm
- D95Z1274** 90 cm
- D95Z1374** 120 cm
- D95Z1474** 150 cm
- D95Z1574** 180 cm
- D95Z1674** 19,1 cm



3. Scelta vetri* Glass options*

D95E01C4V00

Trasparente / Transparent
29x11 cm



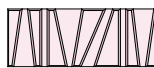
D95E01C4V05

Acquamarina / Aquamarine
29x11 cm



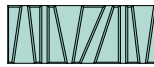
D95E01C4V40

Ametista / Amethyst
29x11 cm



D95E01C4V43

Verde / Green
29x11 cm



D95E01C4V47

Ambra / Amber
29x11 cm



D95E02C4V00

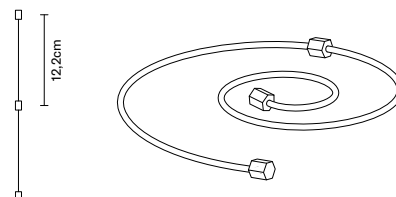
Trasparente / Transparent
19x11 cm



4. Cavi di sostegno Support cable

I cavi di sostegno (D95Z49) verranno consegnati in base alla disposizione compositiva, della quale devono essere indicate il numero di vetri e il numero degli spazi vuoti interni alla composizione.

The support cables (D95Z49) delivery is based on the building option preferred, of which the number of glasses and interior empty spaces has to be specified.



5. Ferma cavi di sicurezza Security cable fastener

Nel caso in cui si raggiunga un'altezza superiore a 200 cm dovrà essere ordinato necessariamente il ferma cavo di sicurezza (D95Z48C08), nella misura di 1 per ogni cavo d'acciaio.

In case the composition length were higher than cm 200 one security cable fastener (D95Z48C08) for each stainless steel cable has to be ordered.



Tile / D95

Sorgente: LED BAR / Light source: LED BAR

Configurazione: 1 o 2 pareti / Layout: 1 or 2 glass walls

1. Scelta barra e angoli

Metal bar and angle option

1a. Barre lineari

Linear bars

Lunghezza minima: 30 cm

Modularità ogni 30 cm

Ogni barra è compresa di 4 ferma cavo di sicurezza.

Ogni alimentatore è dimmerabile e supporta

max 12 barre LED.

Minimum length: 30 cm

30 cm modularity

4 security cable fasteners are included in each bar.

Each driver is dimmable and supports max 12 LED bar.

D95M0163 30 cm

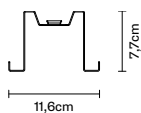
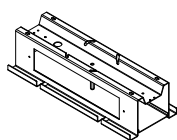
(Starter, Alim. non incluso / Alim. not included)

D95M0263 30 cm

(Starter, 1 Alim. dim. incluso / 1 Alim. dim. included)

D95M0363 30 cm

(Starter, 2 Alim. dim. incluso / 2 Alim. dim. included)



1b. Coppia di tappi

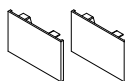
Couple of caps

Alluminio brillantato / Polished aluminium

D95Z2015

Alluminio dorato / Golden aluminium

D95Z2012



1c. Kit parete

Wall kit

Lunghezza minima: 30 cm

Modularità ogni 30 cm

Per la versione a parete vanno aggiunte alle barre lineari indicate qui a lato (D95M0...) uno dei seguenti kit in base alla lunghezza desiderata.

Minimum length: 30 cm

30 cm modularity

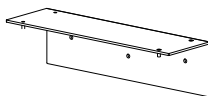
For the wall version, it must be added to the linear bars indicated at right (D95M0...) one of the following kits according to the desired length.

D95Z0263 30 cm

D95Z0363 60 cm

D95Z0463 90 cm

D95Z0563 120 cm



1d. Barra ad angolo

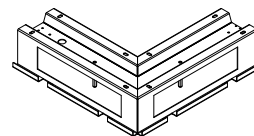
Angle bar

Ogni alimentatore è dimmerabile e supporta max 12 barre LED.

Each driver is dimmable and supports max 12 LED bar.

D95M0663 30x30 cm

(Starter, 2 Alim. dim. incluso / 2 Alim. dim. included)



1d. Barra quadrata

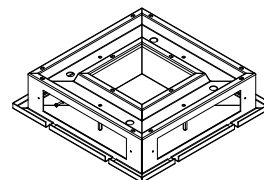
Square bar

Ogni alimentatore è dimmerabile e supporta max 12 barre LED.

Each driver is dimmable and supports max 12 LED bar.

D95M0763 30x30 cm

(Starter, 4 Alim. dim. incluso / 4 Alim. dim. included)



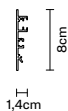
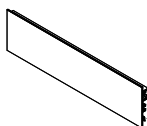
2. Scelta fasce di rivestimento Cover options

Alluminio brillantato / Polished aluminium

- D95Z1027** 30 cm
- D95Z1127** 60 cm
- D95Z1227** 90 cm
- D95Z1327** 120 cm
- D95Z1427** 150 cm
- D95Z1527** 180 cm
- D95Z1627** 19,1 cm

Alluminio dorato / Golden aluminium

- D95Z1074** 30 cm
- D95Z1174** 60 cm
- D95Z1274** 90 cm
- D95Z1374** 120 cm
- D95Z1474** 150 cm
- D95Z1574** 180 cm
- D95Z1674** 19,1 cm



3. Scelta vetri* Glass options*

D95E01C4V00

Trasparente / Transparent
29x11 cm



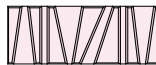
D95E01C4V05

Acquamarina / Aquamarine
29x11 cm



D95E01C4V40

Ametista / Amethyst
29x11 cm



D95E01C4V43

Verde / Green
29x11 cm



D95E01C4V47

Ambra / Amber
29x11 cm



D95E02C4V00

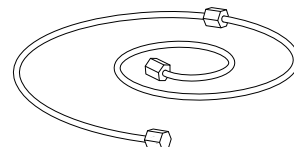
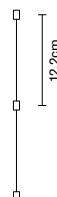
Trasparente / Transparent
19x11 cm



4. Cavi di sostegno Support cable

I cavi di sostegno (D95Z49) verranno consegnati in base alla disposizione compositiva, della quale devono essere indicate il numero di vetri e il numero degli spazi vuoti interni alla composizione.

The support cables (D95Z49) delivery is based on the building option preferred, of which the number of glasses and interior empty spaces has to be specified.

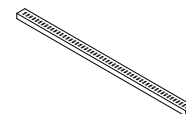


5. Sorgente luminosa a LED LED light source

D95Z51 5W 24Vdc 3000K 400lm CRI 80+

Ogni alimentatore è dimmerabile 1..10V e supporta max 12 barre LED. Altri tipi di dimmerazione su richiesta.

Each driver is dimmable 1..10V and supports max 12 LED bar. Other kind of dimming by request.



Tile / D95

Sorgente: LED STRIP / *Light source: LED STRIP*
Configurazione: 1 o 2 pareti / *Layout: 1 or 2 glass walls*

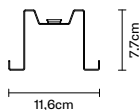
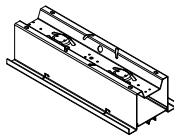
1. Scelta barra e angoli *Metal bar and angle option*

1a. Barre lineari *Linear bars*

Lunghezza minima: 30 cm
Modularità ogni 30 cm
LED e driver non inclusi.

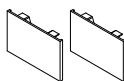
*Minimum length: 30 cm
30 cm modularity
LED and driver not included.*

D95M2263 30 cm
D95M2363 60 cm
D95M2463 90 cm
D95M2563 120 cm



1b. Coppia di tappi *Couple of caps*

Alluminio brillantato / *Polished aluminium*
D95Z2015
Alluminio dorato / *Golden aluminium*
D95Z2012

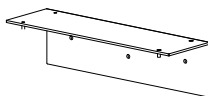


1c. Kit parete *Wall kit*

Lunghezza minima: 30 cm
Modularità ogni 30 cm
Per la versione a parete vanno aggiunte alle barre lineari indicate qui a lato (D95M2...) uno dei seguenti kit in base alla lunghezza desiderata.

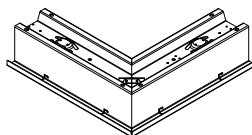
*Minimum length: 30 cm
30 cm modularity
For the wall version, it must be added to the linear bars indicated at right (D95M2...) one of the following kits according to the desired length.*

D95Z0263 30 cm
D95Z0363 60 cm
D95Z0463 90 cm
D95Z0563 120 cm



1d. Barra ad angolo *Angle bar*

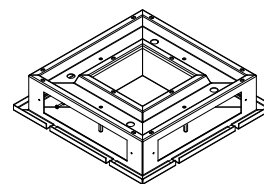
D95M2663 30x30 cm (Starter)



1e. Barra quadrata *Square bar*

D95M2763 30x30 cm

LED e driver non inclusi.
LED and driver not included.



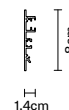
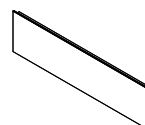
2. Scelta fasce di rivestimento *Cover options*

Alluminio brillantato / *Polished aluminium*

D95Z1027 30 cm
D95Z1127 60 cm
D95Z1227 90 cm
D95Z1327 120 cm
D95Z1427 150 cm
D95Z1527 180 cm
D95Z1627 19,1 cm

Alluminio dorato / *Golden aluminium*

D95Z1074 30 cm
D95Z1174 60 cm
D95Z1274 90 cm
D95Z1374 120 cm
D95Z1474 150 cm
D95Z1574 180 cm
D95Z1674 19,1 cm



3. Scelta vetri* Glass options*

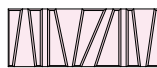
D95E01C4V00
Trasparente / Transparent
29x11 cm



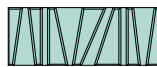
D95E01C4V05
Acquamarina / Aquamarine
29x11 cm



D95E01C4V40
Ametista / Amethyst
29x11 cm



D95E01C4V43
Verde / Green
29x11 cm



D95E01C4V47
Ambra / Amber
29x11 cm



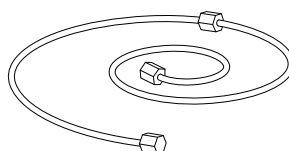
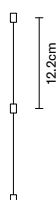
D95E02C4V00
Trasparente / Transparent
19x11 cm



4. Cavi di sostegno Support cable

I cavi di sostegno (D95Z49) verranno consegnati in base alla disposizione compositiva, della quale devono essere indicate il numero di vetri e il numero degli spazi vuoti interni alla composizione.

The support cables (D95Z49) delivery is based on the building option preferred, of which the number of glasses and interior empty spaces has to be specified.



5. Ferma cavi di sicurezza Security cable fastener

Nel caso in cui si raggiunga un'altezza superiore a 200 cm dovrà essere ordinato necessariamente il ferma cavo di sicurezza (D95Z48C08), nella misura di 1 per ogni cavo d'acciaio.

In case the composition length were higher than cm 200 one security cable fastener (D95Z48C08) for each stainless steel cable has to be ordered.

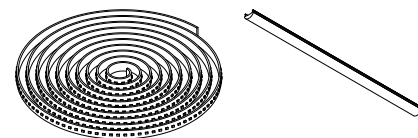


6. Sorgente luminosa a LED e lente / LED and lens light source

D95Z53 LED Strip 24Vdc 3000K CRI 90+
23W 2600lm al metro / by meter
D95Z55 LED Lens 30°

Vendute al metro.
Specificare le lunghezze delle singole tratte lineari.

*Sold by meter.
Specify the lengths of the single linear section.*



7. Alimentazione Power supply

Scegliere l'alimentatore a tensione costante adeguato alla misura del tratto lineare:

A50202 20W 24Vdc, dimm. 1..10V (max 60cm)
A50203 25W 24Vdc, dimm. 1..10V (max 90cm)
A50204 40W 24Vdc, dimm. 1..10V (max 150cm)
A50205 60W 24Vdc, dimm. 1..10V (max 240cm)
A50206 90W 24Vdc, dimm. 1..10V (max 360cm)
A50308 Kit per controllo Dali (4 canali d'uscita), Push e 1..10V (max 360cm)

Choose the suitable LED power supply constant voltage according to the length of the structure:

A50202 20W 24Vdc, dimmable 1..10V (max 60cm)
A50203 25W 24Vdc, dimmable 1..10V (max 90cm)
A50204 40W 24Vdc, dimmable 1..10V (max 150cm)
A50205 60W 24Vdc, dimmable 1..10V (max 240cm)
A50206 90W 24Vdc, dimmable 1..10V (max 360cm)
A50308 Dali (4 output channel), Push and 1..10V kit control (max 360cm)

Tile / D95

Senza sorgente / *No light source*

Configurazione: 1 pareti / *Layout: 1 glass wall*

1. Scelta barra e angoli

Metal bar and angle option

1a. Barre lineari

Linear bars

Lunghezza minima: 30 cm
Modularità ogni 30 cm

*Minimum length: 30 cm
30 cm modularity*

Alluminio brillantato / *Polished aluminium*

D95M3263 30 cm

D95M3363 60 cm

D95M3463 90 cm

D95M3563 120 cm

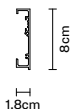
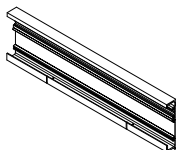
Alluminio dorato / *Golden aluminium*

D95M3274 30 cm

D95M3374 60 cm

D95M3474 90 cm

D95M3574 120 cm



1b. Tappi

Caps

Alluminio brillantato / *Polished aluminium*

D95Z2115 Tappo destro / *Right cap*

D95Z2215 Tappo sinistro / *Left cap*

Alluminio dorato / *Golden aluminium*

D95Z2112 Tappo destro / *Right cap*

D95Z2212 Tappo sinistro / *Left cap*



2. Scelta fasce di rivestimento

Cover options

Alluminio brillantato / *Polished aluminium*

D95Z1027 30 cm

D95Z1127 60 cm

D95Z1227 90 cm

D95Z1327 120 cm

D95Z1427 150 cm

D95Z1527 180 cm

D95Z1627 19,1 cm

Alluminio dorato / *Golden aluminium*

D95Z1074 30 cm

D95Z1174 60 cm

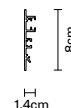
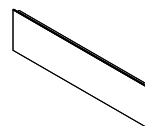
D95Z1274 90 cm

D95Z1374 120 cm

D95Z1474 150 cm

D95Z1574 180 cm

D95Z1674 19,1 cm



3. Scelta vetri* Glass options*

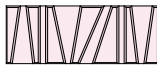
D95E01C4V00
Trasparente / *Transparent*
29x11 cm



D95E01C4V05
Acquamarina / *Aquamarine*
29x11 cm



D95E01C4V40
Ametista / *Amethyst*
29x11 cm



D95E01C4V43
Verde / *Green*
29x11 cm



D95E01C4V47
Ambra / *Amber*
29x11 cm



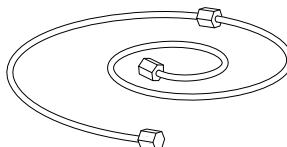
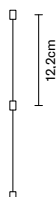
D95E02C4V00
Trasparente / *Transparent*
19x11 cm



4. Cavi di sostegno Support cable

I cavi di sostegno (D95Z49) verranno consegnati in base alla disposizione compositiva, della quale devono essere indicate il numero di vetri e il numero degli spazi vuoti interni alla composizione.

The support cables (D95Z49) delivery is based on the building option preferred, of which the number of glasses and interior empty spaces has to be specified.



5. Ferma cavi di sicurezza Security cable fastener

Nel caso in cui si raggiunga un'altezza superiore a 200 cm dovrà essere ordinato necessariamente il ferma cavo di sicurezza (D95Z48C08), nella misura di 1 per ogni cavo d'acciaio.

In case the composition length were higher than cm 200 one security cable fastener (D95Z48C08) for each stainless steel cable has to be ordered.



Tile / D95

Sorgente: LED STRIP / *Light source: LED STRIP*

Configurazione: 1 parete / *Layout: 1 glass wall*

1. Scelta barra e angoli

Metal bar and angle option

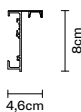
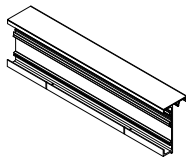
1a. Barre lineari

Linear bars

Lunghezza minima: 30 cm
Modularità ogni 30 cm
LED e driver non inclusi.

*Minimum length: 30 cm
30 cm modularity
LED and driver not included.*

D95M4263 30 cm
D95M4363 60 cm
D95M4463 90 cm
D95M4563 120 cm



1b. Tappi

Caps

Alluminio brillantato / *Polished aluminium*
D95Z2115 Tappo destro / *Right cap*
D95Z2215 Tappo sinistro / *Left cap*

Alluminio dorato / *Golden aluminium*
D95Z2112 Tappo destro / *Right cap*
D95Z2212 Tappo sinistro / *Left cap*



2. Scelta fasce di rivestimento

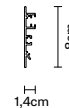
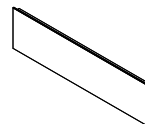
Cover options

Alluminio brillantato / *Polished aluminium*

D95Z1027 30 cm
D95Z1127 60 cm
D95Z1227 90 cm
D95Z1327 120 cm
D95Z1427 150 cm
D95Z1527 180 cm
D95Z1627 19,1 cm

Alluminio dorato / *Golden aluminium*

D95Z1074 30 cm
D95Z1174 60 cm
D95Z1274 90 cm
D95Z1374 120 cm
D95Z1474 150 cm
D95Z1574 180 cm
D95Z1674 19,1 cm



3. Scelta vetri* Glass options*

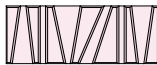
D95E01C4V00
Trasparente / *Transparent*
29x11 cm



D95E01C4V05
Acquamarina / *Aquamarine*
29x11 cm



D95E01C4V40
Ametista / *Amethyst*
29x11 cm



D95E01C4V43
Verde / *Green*
29x11 cm



D95E01C4V47
Ambra / *Amber*
29x11 cm



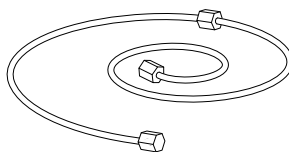
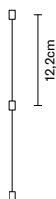
D95E02C4V00
Trasparente / *Transparent*
19x11 cm



4. Cavi di sostegno Support cable

I cavi di sostegno (D95Z49) verranno consegnati in base alla disposizione compositiva, della quale devono essere indicate il numero di vetri e il numero degli spazi vuoti interni alla composizione.

The support cables (D95Z49) delivery is based on the building option preferred, of which the number of glasses and interior empty spaces has to be specified.



5. Ferma cavi di sicurezza Security cable fastener

Nel caso in cui si raggiunga un'altezza superiore a 200 cm dovrà essere ordinato necessariamente il ferma cavo di sicurezza (D95Z48C08), nella misura di 1 per ogni cavo d'acciaio.

In case the composition length were higher than cm 200 one security cable fastener (D95Z48C08) for each stainless steel cable has to be ordered.

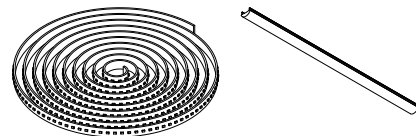


6. Sorgente luminosa a LED e lente / LED and lens light source

D95Z53 LED Strip 24Vdc 3000K CRI 90+
23W 2600lm al metro / *by meter*
D95Z55 LED Lens 30°

Vendute al metro.
Specificare le lunghezze delle singole tratte lineari.

Sold by meter.
Specify the lengths of the single linear section.



7. Alimentazione Power supply

Selezionare l'alimentatore a tensione costante adeguato alla misura del tratto lineare:

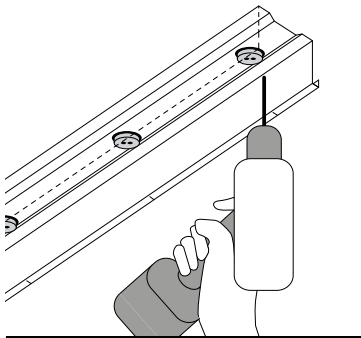
A50202 20W 24Vdc, dimm. 1..10V (max 60cm)
A50203 25W 24Vdc, dimm. 1..10V (max 90cm)
A50204 40W 24Vdc, dimm. 1..10V (max 150cm)
A50205 60W 24Vdc, dimm. 1..10V (max 240cm)
A50206 90W 24Vdc, dimm. 1..10V (max 360cm)
A50308 Kit per controllo Dali (4 canali d'uscita), Push e 1..10V (max 360cm)

Choose the suitable LED power supply constant voltage according to the length of the structure:

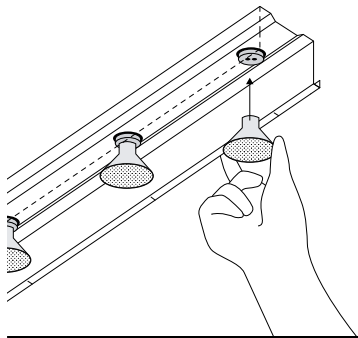
A50202 20W 24Vdc, dimmable 1..10V (max 60cm)
A50203 25W 24Vdc, dimmable 1..10V (max 90cm)
A50204 40W 24Vdc, dimmable 1..10V (max 150cm)
A50205 60W 24Vdc, dimmable 1..10V (max 240cm)
A50206 90W 24Vdc, dimmable 1..10V (max 360cm)
A50308 Dali (4 output channel), Push and 1..10V kit control (max 360cm)

Tile / D95

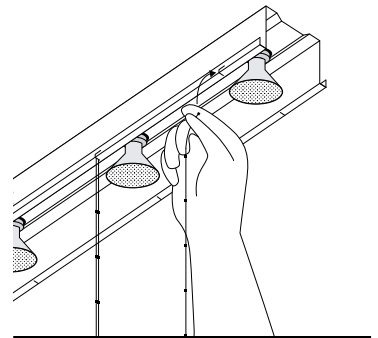
Montaggio Assembly



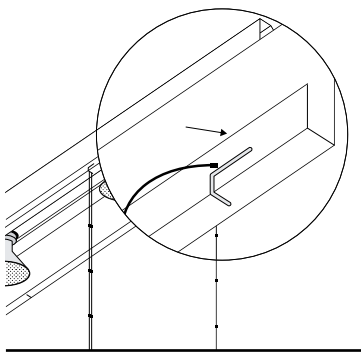
Collegamento elettrico e fissaggio della barra.
Electrical connection and bar fastening.



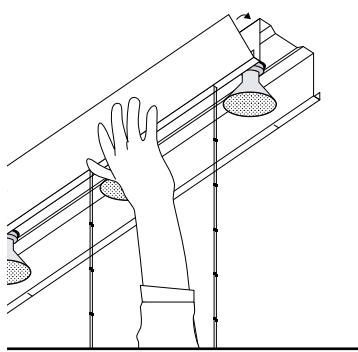
Inserimento delle lampadine.
Light bulbs installation.



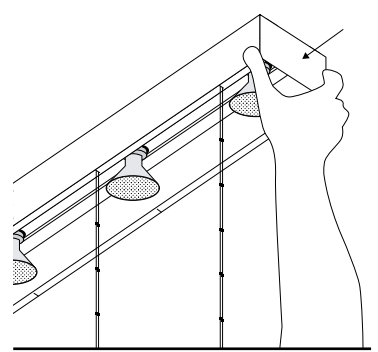
Inserimento dei cavi e loro taglio a misura.
Stainless steel cables insertion and cut.



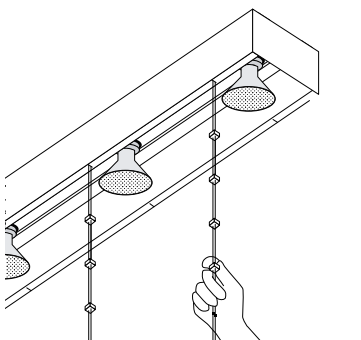
Dettaglio dell'inserimento del cavo.
Cable insertion detail.



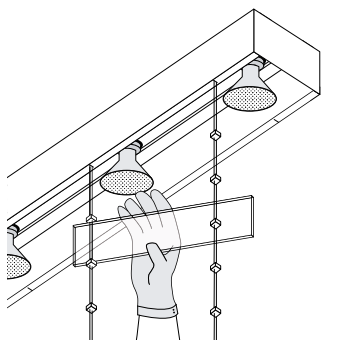
Posizionamento della fascia di rivestimento.
Cover assembly.



Inserimento dei tappi di chiusura.
Locking caps assembly.



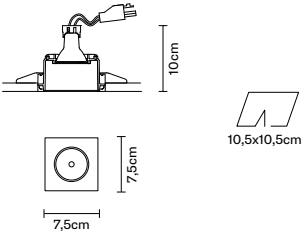

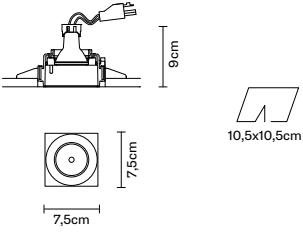

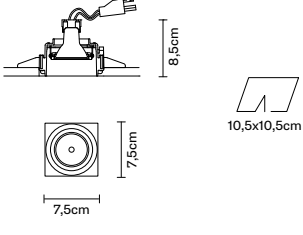


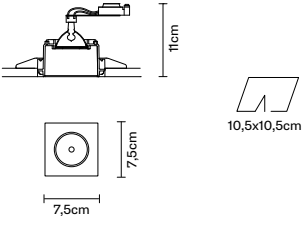



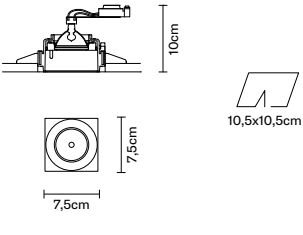



Montaggio dei ferma vetro.
Glass fastener assembly.



Inserimento degli elementi in vetro cristallino.
Glass tiles insertion.

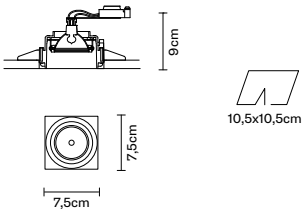



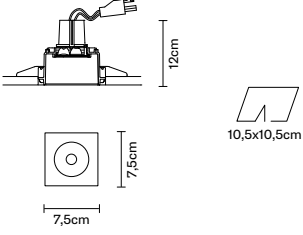

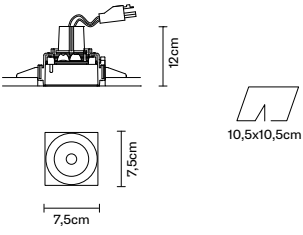

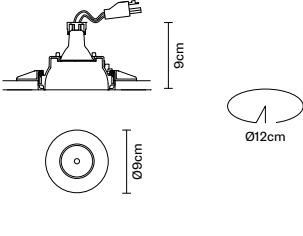

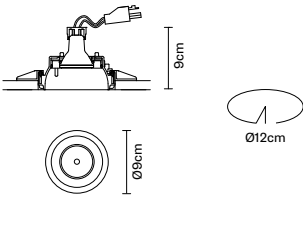

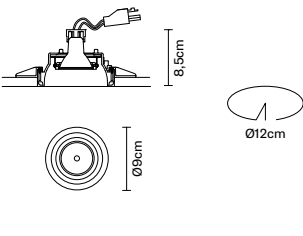


Tools / F19

Technical Design

Incasso / Recessed lamp	Code	Light source	Info	Accessories
	<p>F19 F01 01 White</p>	<p>GU10 220-240V 1x7W - LED cod. A11105C01 Max Watt. 50W</p>	<p>Energy label A++ (02) Net weight: 0,17 kg Dimm: TRIAC</p> <p>IP20 </p>	<p>Not included: Lampadina / Bulb (pag. 536-537)</p>
	<p>F19 F04 01 White</p>	<p>GU10 220-240V 1x7W - LED cod. A11105C01 Max Watt. 50W</p>	<p>Energy label A++ (02) Net weight: 0,23 kg Dimm: TRIAC</p> <p>IP44 </p>	<p>Not included: Lampadina / Bulb (pag. 536-537)</p>
	<p>F19 F10 01 White</p>	<p>GU10 220-240V 1x7W - LED cod. A11105C01 Max Watt. 50W</p>	<p>Energy label A++ (02) Net weight: 0,18 kg Dimm: TRIAC</p> <p>IP20  </p>	<p>Not included: Lampadina / Bulb (pag. 536-537)</p>
	<p>F19 F02 01 White</p>	<p>GU5,3 12V 1x7W - LED cod. A10705C01 Max Watt. 50W</p>	<p>Energy label A++ → B (03) Net weight: 0,19 kg Dimm: TRIAC</p> <p>IP20   </p>	<p>Not included: Lampadina, Trasformatore Elettronico / Bulb (pag. 536-537), Electronic transformer (pag. 534-535)</p>
	<p>F19 F05 01 White</p>	<p>GU5,3 12V 1x7W - LED cod. A10705C01 Max Watt. 50W</p>	<p>Energy label A++ → B (03) Net weight: 0,25 kg Dimm: TRIAC</p> <p>IP44   </p>	<p>Not included: Lampadina, Trasformatore Elettronico / Bulb (pag. 536-537), Electronic transformer (pag. 534-535)</p>

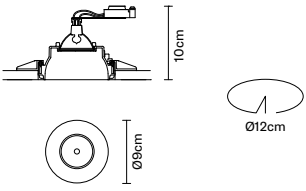


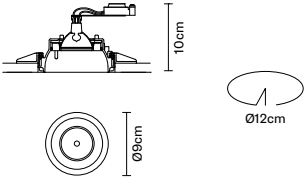


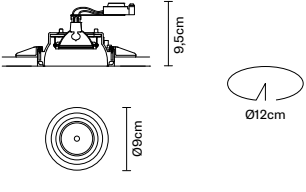



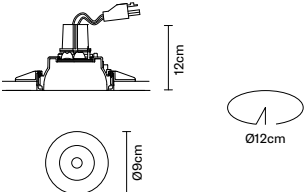

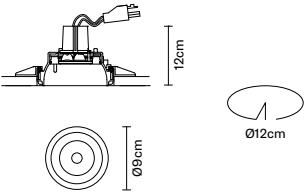

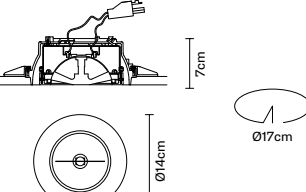



Tools / F19

Technical Design

Incasso / Recessed lamp	Code	Light source	Info	Accessories
	<p>F19 F11</p> <p>01 White</p>	<p>GU5,3 12V 1x7W - LED cod. A10705C01</p> <p>Max Watt. 50W</p>	<p>Energy label A++ → B (03) Net weight: 0,20 kg Dimm: TRIAC</p> <p>IP20   </p>	<p>Not included: Lampadina, Trasformatore Elettronico / Bulb (pag. 536-537), Electronic transformer (pag. 534-535)</p>
	<p>F19 F03</p> <p>01 White</p>	<p>LED 350mA 1x12.5W 40° 3000K 1000lm Cri 80+</p>	<p>Energy label A++ (01) Net weight: 0,23 kg</p> <p>IP20 </p>	<p>Included: LED / LED</p> <p>Not included: Convertitore per LED / LED converter (pag. 535)</p>
	<p>F19 F06</p> <p>01 White</p>	<p>LED 350mA 1x12.5W 40° 3000K 1000lm Cri 80+</p>	<p>Energy label A++ (01) Net weight: 0,29 kg</p> <p>IP44 </p>	<p>Included: LED / LED</p> <p>Not included: Convertitore per LED / LED converter (pag. 535)</p>
	<p>F19 F20</p> <p>01 White</p>	<p>GU10 220-240V 1x7W - LED cod. A11105C01</p> <p>Max Watt. 50W</p>	<p>Energy label A++ (02) Net weight: 0,15 kg Dimm: TRIAC</p> <p>IP20 </p>	<p>Not included: Lampadina / Bulb (pag. 536-537)</p>
	<p>F19 F23</p> <p>01 White</p>	<p>GU10 220-240V 1x7W - LED cod. A11105C01</p> <p>Max Watt. 50W</p>	<p>Energy label A++ (02) Net weight: 0,19 kg Dimm: TRIAC</p> <p>IP44 </p>	<p>Not included: Lampadina / Bulb (pag. 536-537)</p>
	<p>F19 F30</p> <p>01 White</p>	<p>GU10 220-240V 1x7W - LED cod. A11105C01</p> <p>Max Watt. 50W</p>	<p>Energy label A++ (02) Net weight: 0,14 kg Dimm: TRIAC</p> <p>IP20  </p>	<p>Not included: Lampadina / Bulb (pag. 536-537)</p>

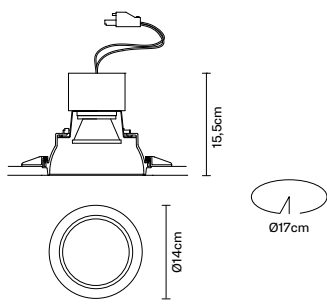

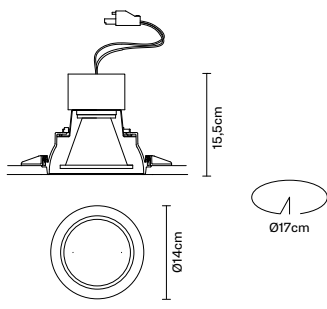

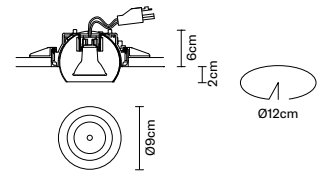



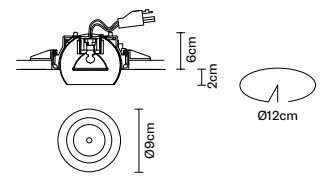



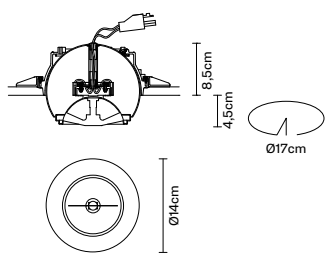



Tools / F19

Technical Design

Incasso / Recessed lamp	Code	Light source	Info	Accessories
	<p>F19 F21 01 White</p>	<p>GU5,3 12V 1x7W - LED cod. A10705C01 Max Watt. 50W</p>	<p>Energy label A++ → B (03) Net weight: 0,17 kg Dimm: TRIAC IP20  </p>	<p>Not included: Lampadina, Trasformatore Elettronico / Bulb (pag. 536-537), Electronic transformer (pag. 534-535)</p>
	<p>F19 F24 01 White</p>	<p>GU5,3 12V 1x7W - LED cod. A10705C01 Max Watt. 50W</p>	<p>Energy label A++ → B (03) Net weight: 0,21 kg Dimm: TRIAC IP44  </p>	<p>Not included: Lampadina, Trasformatore Elettronico / Bulb (pag. 536-537), Electronic transformer (pag. 534-535)</p>
	<p>F19 F31 01 White</p>	<p>GU5,3 12V 1x7W - LED cod. A10705C01 Max Watt. 50W</p>	<p>Energy label A++ → B (03) Net weight: 0,16 kg Dimm: TRIAC IP20   </p>	<p>Not included: Lampadina, Trasformatore Elettronico / Bulb (pag. 536-537), Electronic transformer (pag. 534-535)</p>
	<p>F19 F22 01 White</p>	<p>LED 350mA 1x12.5W 40° 3000K 1000lm Cri 80+</p>	<p>Energy label A++ (01) Net weight: 0,21 kg IP20 </p>	<p>Included: LED / LED Not included: Convertitore per LED / LED converter (pag. 535)</p>
	<p>F19 F25 01 White</p>	<p>LED 350mA 1x12.5W 40° 3000K 1000lm Cri 80+</p>	<p>Energy label A++ (01) Net weight: 0,25 kg IP44 </p>	<p>Included: LED / LED Not included: Convertitore per LED / LED converter (pag. 535)</p>
	<p>F19 F50 01 White</p>	<p>G53 12V 1x14,5W - LED cod. A10603C01 Max Watt. 100W</p>	<p>Energy label A++ → C (04) Net weight: 0,28 kg Dimm: TRIAC IP20   </p>	<p>Not included: Lampadina, Trasformatore Elettronico / Bulb (pag. 536-537), Electronic transformer (pag. 534-535)</p>

Tools / F19

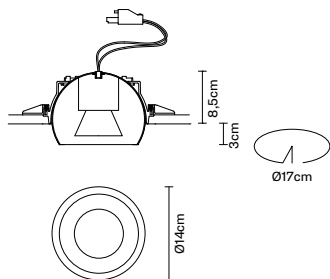
Technical Design



Incasso / Recessed lamp	Code	Light source	Info	Accessories
	<p>F19 F53</p> <p>01 White</p>	<p>LED 500mA 1x20W 34° 3000K 1600lm Cri 80+</p>	<p>Energy label A++ (01) Net weight: 0,34 kg</p> <p>IP20 </p>	<p>Included: LED / LED</p> <p>Not included: Convertitore per LED / LED converter (pag. 535)</p>
<p>Incasso / Recessed lamp</p> 	<p>F19 F54</p> <p>01 White</p>	<p>LED 500mA 1x20W 22° 3000K 1600lm Cri 80+</p>	<p>Energy label A++ (01) Net weight: 0,34 kg</p> <p>IP20 </p>	<p>Included: LED / LED</p> <p>Not included: Convertitore per LED / LED converter (pag. 535)</p>
<p>Incasso / Recessed lamp</p> 	<p>F19 F40</p> <p>01 White 02 Black</p> <hr/> <p>F19 F40</p> <p>15 Chrome 41 Copper</p>	<p>GU10 220-240V 1x7W - LED cod. A11105C01</p> <p>Max Watt. 50W</p>	<p>Energy label A++ (02) Net weight: 0,16 kg Dimm: TRIAC</p> <p>IP20   </p>	<p>Not included: Lampadina / Bulb (pag. 536-537)</p>
<p>Incasso / Recessed lamp</p> 	<p>F19 F41</p> <p>01 White 02 Black</p> <hr/> <p>F19 F41</p> <p>15 Chrome 41 Copper</p>	<p>GU5,3 12V 1x7W - LED cod. A10705C01</p> <p>Max Watt. 50W</p>	<p>Energy label A++ → B (03) Net weight: 0,25 kg Dimm: TRIAC</p> <p>IP20   </p>	<p>Not included: Lampadina, Trasformatore Elettronico / Bulb (pag. 536-537), Electronic transformer (pag. 534-535)</p>
<p>Incasso / Recessed lamp</p> 	<p>F19 F60</p> <p>01 White 02 Black</p> <hr/> <p>F19 F60</p> <p>15 Chrome 41 Copper</p>	<p>G53 12V 1x14,5W - LED cod. A10603C01</p> <p>Max Watt. 100W</p>	<p>Energy label A++ → C (04) Net weight: 0,60 kg Dimm: TRIAC</p> <p>IP20   </p>	<p>Not included: Lampadina, Trasformatore Elettronico / Bulb (pag. 536-537), Electronic transformer (pag. 534-535)</p>

Tools / F19

Technical Design

Incasso / Recessed lamp



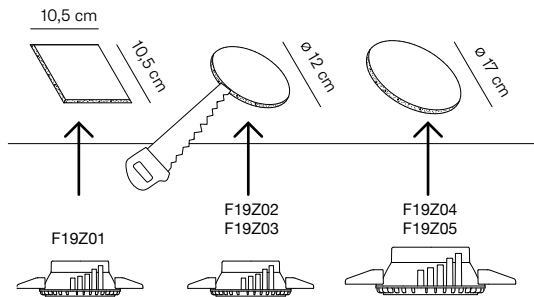
Code	Light source	Info	Accessories
<p>F19 F63</p> <p>01 White 02 Black</p>	<p>LED 500mA 1x20W 34° 3000K 1600lm Cri 80+</p>	<p>Energy label A++ (01) Net weight: 0,61 kg</p> <p>IP20  </p>	<p>Included: LED / LED</p> <p>Not included: Convertitore per LED / LED converter (pag. 535)</p>
<p>F19 F63</p> <p>15 Chrome 41 Copper</p>	<p>Orientabile/Cassaforma+Blocco luce / Adjustable/Housing+Spot light</p>		

Tools

Tools / F19

Montaggio Assembly

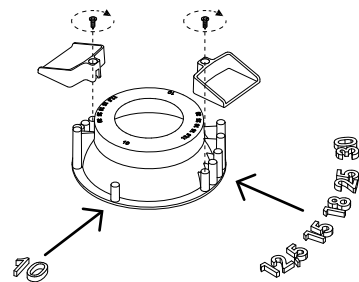
1.



Scegliere la dimensione del foro da fare sul cartongesso in base al tipo di cassaforma.

Determine the size of the hole to be made in the plasterboard, depending on the type of formwork.

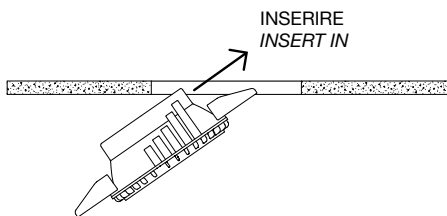
2.



La cassaforma viene fornita già predisposta per lo spessore di 12,5 mm del cartongesso. Per spessori diversi spostare le alette.

The formwork is supplied ready for a plasterboard thickness of 12.5 mm. For other thicknesses, move the tabs.

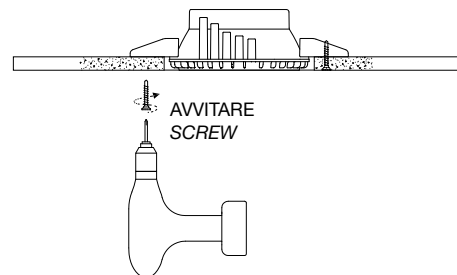
3.



Inserire la cassaforma all'interno del cartongesso e posizionarla in corrispondenza del foro.

Fit the formwork inside the plasterboard and position it over the hole.

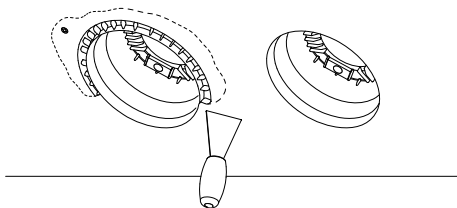
4.



In corrispondenza delle alette, fissare la cassaforma al cartongesso utilizzando le viti incluse nella confezione.

Where the tabs are, fasten the formwork to the plasterboard using the screws provided in the pack.

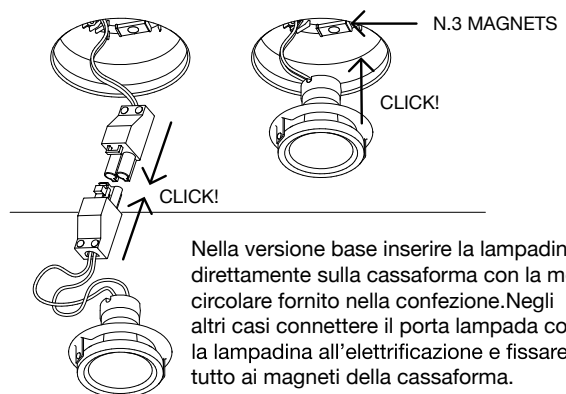
5.



Stuccare perfettamente i bordi della cassaforma in modo da uniformare la finitura del soffitto con l'interno della cassaforma.

Perfectly plaster the edges of the formwork so the ceiling finish is uniform with the inside of the formwork.

6.



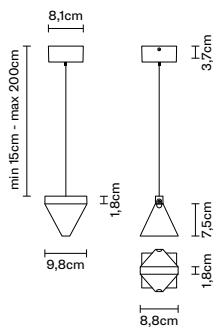
Nella versione base inserire la lampadina direttamente sulla cassaforma con la molla circolare fornito nella confezione. Negli altri casi connettere il porta lampada con la lampadina all'elettrificazione e fissare il tutto ai magneti della cassaforma.

In the basic version, fit the light bulb directly on the formwork using the round spring provided in the pack. In other cases, connect the lamp holder with light bulb to the power supply and fasten the whole to the formwork magnets.

Tripla / F41

Formidable Studio & Desall

Sospensione / Pendant lamp



F41 A01

11 Polished aluminium

F41 A01

21 Anthracite
76 Bronze

F41 A02

11 Polished aluminium

F41 A02

21 Anthracite
76 Bronze

Light source

LED 220-240V
1x4.3W
3000K
350lm Cri 80+

LED 220-240V
1x4.3W
2700K
350lm Cri 80+

Info

Energy label
A++ (01)
Net weight: 0,91 kg
Dimm: PUSH 1..10V

IP40

Energy label
A++ (01)
Net weight: 0,91 kg
Dimm: PUSH 1..10V

IP40

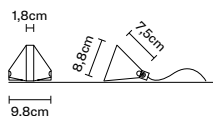
Accessories

Included:
LED, Alimentatore elettronico dimmerabile / LED, Dimmable electronic driver

Included:
LED, Alimentatore elettronico dimmerabile / LED, Dimmable electronic driver

Tools • Tripla

Tavolo / Table lamp



F41 B01

11 Polished aluminium

F41 B01

21 Anthracite
76 Bronze

F41 B02

11 Polished aluminium

F41 B02

21 Anthracite
76 Bronze

LED 220-240V
1x4.3W
3000K
350lm Cri 80+

LED 220-240V
1x4.3W
2700K
350lm Cri 80+

Energy label
A++ (01)
Net weight: 0,79 kg
Dimm: PUSH

IP40

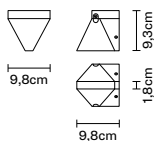
Energy label
A++ (01)
Net weight: 0,79 kg
Dimm: PUSH

IP40

Included:
LED, Alimentatore elettronico dimmerabile / LED, Dimmable electronic driver

Included:
LED, Alimentatore elettronico dimmerabile / LED, Dimmable electronic driver

Parete / Wall lamp



F41 D01

11 Polished aluminium

F41 D01

21 Anthracite
76 Bronze

F41 D02

11 Polished aluminium

F41 D02

21 Anthracite
76 Bronze

LED 220-240V
1x4.3W
3000K
350lm Cri 80+

LED 220-240V
1x4.3W
2700K
350lm Cri 80+

Energy label
A++ (01)
Net weight: 0,86 kg
Dimm: PUSH 1..10V

IP40

Energy label
A++ (01)
Net weight: 0,86 kg
Dimm: PUSH 1..10V

IP40

Included:
LED, Alimentatore elettronico dimmerabile / LED, Dimmable electronic driver

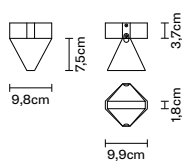
Included:
LED, Alimentatore elettronico dimmerabile / LED, Dimmable electronic driver

519 • Fabbian Design Book

Tripla / F41

Formidable Studio & Desall

Soffitto / Ceiling lamp



F41 E01

11 Polished aluminium

F41 E01

21 Anthracite
76 Bronze

F41 E02

11 Polished aluminium

F41 E02

21 Anthracite
76 Bronze

Light source

LED 220-240V
1x4.3W
3000K
350lm Cri 80+

LED 220-240V
1x4.3W
2700K
350lm Cri 80+

Info

Energy label
A++ (01)
Net weight: 0,80 kg
Dimm: PUSH 1..10V

IP40

Energy label
A++ (01)
Net weight: 0,80 kg
Dimm: PUSH 1..10V

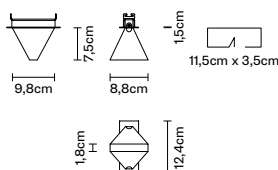
IP40

Accessories

Included:
LED, Alimentatore elettronico dimmerabile / LED, Dimmable electronic driver

Included:
LED, Alimentatore elettronico dimmerabile / LED, Dimmable electronic driver

Incasso / Recessed lamp



F41 F01

11 Polished aluminium

F41 F01

21 Anthracite
76 Bronze

F41 F02

11 Polished aluminium

F41 F02

21 Anthracite
76 Bronze

LED 220-240V
1x4.3W
3000K
350lm Cri 80+

LED 220-240V
1x4.3W
2700K
350lm Cri 80+

Energy label
A++ (01)
Net weight: 0,80 kg
Dimm: PUSH 1..10V



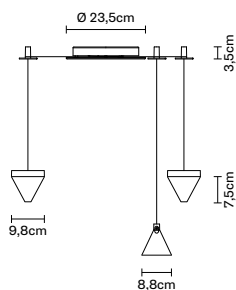
Energy label
A++ (01)
Net weight: 0,80 kg
Dimm: PUSH 1..10V



Included:
LED, Alimentatore elettronico dimmerabile / LED, Dimmable electronic driver

Included:
LED, Alimentatore elettronico dimmerabile / LED, Dimmable electronic driver

Parete-Soffitto / Wall-Ceiling lamp



F41 G01

11 Polished aluminium

F41 G01

21 Anthracite
76 Bronze

F41 G02

11 Polished aluminium

F41 G02

21 Anthracite
76 Bronze

LED 220-240V
3x4.3W
3000K
Cri 80+

LED 220-240V
3x4.3W
2700K
Cri 80+

Energy label
A++ (01)
Net weight: 3,10 kg
Dimm: PUSH 1..10V

IP40

Energy label
A++ (01)
Net weight: 3,10 kg
Dimm: PUSH 1..10V

IP40

Included:
LED, Alimentatore elettronico dimmerabile, 9 rocchetti per decentramento / LED, Dimmable electronic driver, 9 spools for wire support

Sistema parete/soffitto a 3 luci. Lunghezza cavo di ogni punto luce 3m / 3 spots wall/ceiling system. Cable lenght of each spot 3m

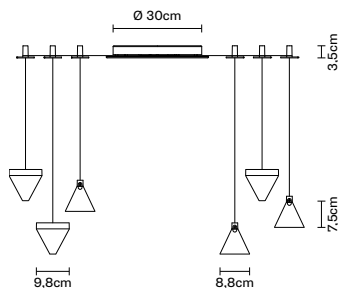
Included:
LED, Alimentatore elettronico dimmerabile, 9 rocchetti per decentramento / LED, Dimmable electronic driver, 9 spools for wire support

Sistema parete/soffitto a 3 luci. Lunghezza cavo di ogni punto luce 3m / 3 spots wall/ceiling system. Cable lenght of each spot 3m

Tripla / F41

Formidable Studio & Desall

Parete-Soffitto / Wall-Ceiling lamp



F41 G03

11 Polished aluminium

F41 G03

21 Anthracite
76 Bronze

F41 G04

11 Polished aluminium

F41 G04

21 Anthracite
76 Bronze

Light source

LED 220-240V
6x4.3W
3000K
Cri 80+

LED 220-240V
6x4.3W
2700K
Cri 80+

Info

Energy label
A++ (01)
Net weight: 5,89 kg
Dimm: PUSH 1..10V
DALI

IP40

Energy label
A++ (01)
Net weight: 5,89 kg
Dimm: PUSH 1..10V
DALI

IP40

Accessories

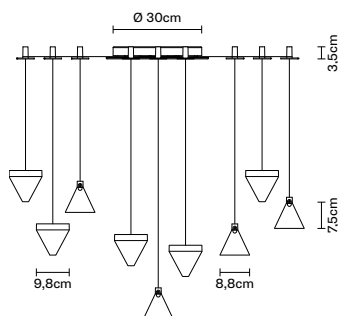
Included:
LED, Alimentatore elettronico dimmerabile, 18 rocchetti per decentramento / LED, Dimmable electronic driver, 18 spools for wire support

Sistema parete/soffitto a 6 luci. Lunghezza cavo di ogni punto luce 6m / 6 spots wall/ceiling system. Cable lenght of each spot 6m

Included:
LED, Alimentatore elettronico dimmerabile, 18 rocchetti per decentramento / LED, Dimmable electronic driver, 18 spools for wire support

Sistema parete/soffitto a 6 luci. Lunghezza cavo di ogni punto luce 6m / 6 spots wall/ceiling system. Cable lenght of each spot 6m

Parete-Soffitto / Wall-Ceiling lamp



F41 G05

11 Polished aluminium

F41 G05

21 Anthracite
76 Bronze

F41 G06

11 Polished aluminium

F41 G06

21 Anthracite
76 Bronze

LED 220-240V
9x4.3W
3000K
Cri 80+

LED 220-240V
9x4.3W
3000K
Cri 80+

LED 220-240V
9x4.3W
2700K
Cri 80+

LED 220-240V
9x4.3W
2700K
Cri 80+

Energy label
A++ (01)
Net weight: 8,08 kg
Dimm: PUSH 1..10V
DALI

IP40

Energy label
A++ (01)
Net weight: 8,08 kg
Dimm: PUSH 1..10V
DALI

IP40

Energy label
A++ (01)
Net weight: 8,08 kg
Dimm: PUSH 1..10V
DALI

IP40

Energy label
A++ (01)
Net weight: 8,08 kg
Dimm: PUSH 1..10V
DALI

IP40

Included:
LED, Alimentatore elettronico dimmerabile, 27 rocchetti per decentramento / LED, Dimmable electronic driver, 27 spools for wire support

Sistema parete/soffitto a 9 luci. Lunghezza cavo di ogni punto luce 9m / 9 spots wall/ceiling system. Cable lenght of each spot 9m

Included:
LED, Alimentatore elettronico dimmerabile, 27 rocchetti per decentramento / LED, Dimmable electronic driver, 27 spools for wire support

Sistema parete/soffitto a 9 luci. Lunghezza cavo di ogni punto luce 9m / 9 spots wall/ceiling system. Cable lenght of each spot 9m

Included:
LED, Alimentatore elettronico dimmerabile, 27 rocchetti per decentramento / LED, Dimmable electronic driver, 27 spools for wire support

Sistema parete/soffitto a 9 luci. Lunghezza cavo di ogni punto luce 9m / 9 spots wall/ceiling system. Cable lenght of each spot 9m


Included:
LED, Alimentatore elettronico dimmerabile, 27 rocchetti per decentramento / LED, Dimmable electronic driver, 27 spools for wire support

Sistema parete/soffitto a 9 luci. Lunghezza cavo di ogni punto luce 9m / 9 spots wall/ceiling system. Cable lenght of each spot 9m

Tripla / F41

Formidable Studio & Desall

Punto luce / Spot light



	Code	Light source	Info	Accessories	
<p>F41 L01</p> <p>11 Polished aluminium</p> <hr/> <p>F41 L01</p> <p>21 Anthracite 76 Bronze</p> <hr/> <p>F41 L04</p> <p>11 Polished aluminium</p> <hr/> <p>F41 L04</p> <p>21 Anthracite 76 Bronze</p> <hr/> <p>F41 L02</p> <p>11 Polished aluminium</p> <hr/> <p>F41 L02</p> <p>21 Anthracite 76 Bronze</p> <hr/> <p>F41 L05</p> <p>11 Polished aluminium</p> <hr/> <p>F41 L05</p> <p>21 Anthracite 76 Bronze</p> <hr/> <p>F41 L03</p> <p>11 Polished aluminium</p> <hr/> <p>F41 L03</p> <p>21 Anthracite 76 Bronze</p> <hr/> <p>F41 L06</p> <p>11 Polished aluminium</p> <hr/> <p>F41 L06</p> <p>21 Anthracite 76 Bronze</p>		LED 350mA 1x4.3W 3000K 350lm Cri 80+	Energy label A++ (01) Net weight: 0,73 kg IP55	Included: LED / LED Not included: Alimentatore / Driver (pag. 534-535)	
			Cavo 3m / Cable 3m		
			LED 350mA 1x4.3W 2700K 350lm Cri 80+	Energy label A++ (01) Net weight: 0,73 kg IP55	Included: LED / LED Not included: Alimentatore / Driver (pag. 534-535)
			Cavo 3m / Cable 3m		
			LED 350mA 1x4.3W 3000K 350lm Cri 80+	Energy label A++ (01) Net weight: 0,79 kg IP55	Included: LED / LED Not included: Alimentatore / Driver (pag. 534-535)
			Cavo 6m / Cable 6m		
			LED 350mA 1x4.3W 2700K 350lm Cri 80+	Energy label A++ (01) Net weight: 0,79 kg IP55	Included: LED / LED Not included: Alimentatore / Driver (pag. 534-535)
			Cavo 6m / Cable 6m		
			LED 350mA 1x4.3W 3000K 350lm Cri 80+	Energy label A++ (01) Net weight: 0,84 kg IP55	Included: LED / LED Not included: Alimentatore / Driver (pag. 534-535)
			Cavo 9m / Cable 9m		
			LED 350mA 1x4.3W 2700K 350lm Cri 80+	Energy label A++ (01) Net weight: 0,84 kg IP55	Included: LED / LED Not included: Alimentatore / Driver (pag. 534-535)
			Cavo 9m / Cable 9m		

Tripla / F41

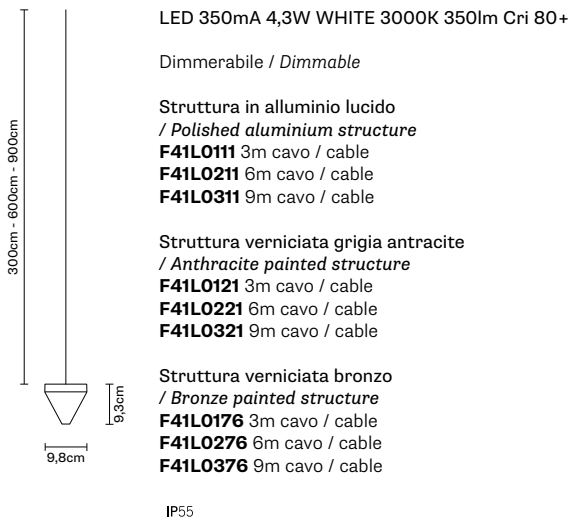
Formidable Studio & Desall

Accessori / Accessories	Code	Light source	Info	Accessories
	<p>F41 M01</p> <p>11 Polished aluminium</p> <hr/> <p>F41 M01</p> <p>21 Anthracite 76 Bronze</p>		<p>Net weight: 0,91 kg Dimm: PUSH 1..10V</p>	<p>Included: Alimentatore elettronico dimmerabile / <i>Dimmable electronic driver</i></p> <p>Not included: Spots / Spots (pag. 520)</p>
<p>Accessori / Accessories</p>				
	<p>F41 M03</p> <p>11 Polished aluminium</p> <hr/> <p>F41 M03</p> <p>21 Anthracite 76 Bronze</p>		<p>Net weight: 1,51 kg Dimm: PUSH 1..10V DALI</p>	<p>Included: Alimentatore elettronico dimmerabile / <i>Dimmable electronic driver</i></p> <p>Not included: Spots / Spots (pag. 520)</p>
<p>Accessori / Accessories</p>				
	<p>F41 Z01 C1</p> <p>00 Transparent</p>		<p>Net weight: 0,01 kg</p>	<p>Rocchetto di decentramento, possibilità di avvolgere il cavo fino a 1m / <i>Spool for wire support, possibility to wind the cable up to 1m</i></p>
<p>Accessori / Accessories</p>				
	<p>F41 Z03</p> <p>02 Black</p>		<p>Net weight: 1,23 kg</p>	<p>Spezzafilo con interruttore / <i>Power plug with switch</i></p>
<p>Accessori / Accessories</p>				
	<p>F41 Z10</p> <p>01 White</p>		<p>Net weight: 0,09 kg IP40</p>	<p>Not included: Spots / Spots (pag. 520) - Alimentatore remoto / <i>Alimentatore remoto</i> (pag. 534-535)</p>
<p>Accessori / Accessories</p>				
	<p>F41 Z11</p>		<p>Net weight: 1,10 kg IP55</p>	<p>Included: Alimentatore / <i>Driver</i></p> <p>Not included: Spots / Spots (pag. 520)</p>
<p>Accessori / Accessories</p>				
				<p>Box di alimentazione da esterno. Max 6 luci, non dimmerabile / <i>Outdoor box for power supply. Max 6 spots, not dimmable</i></p>

Tripla / F41

Componi e personalizza la tua lampada Tripla
Compose and customize your Tripla lamp

1. Scelta dei vetri / Glass options



* Sono compresi 3 rocchetti di decentramento per codice
* Each code provides 3 spoils for wire support

2. Scelta dei rosoni / Canopies options

Rosoni circolari / Round canopies

Alimentatore dimmerabile incluso / Dimmable driver included

Struttura in alluminio lucido
/ Polished aluminium structure

F41M0111 Ø 23,5cm - 350mA (1-3 spots) - Dim. push button 1..10V
F41M0311 Ø 30cm - 350mA (4-9 spots) - Dim. push button 1..10V, DALI

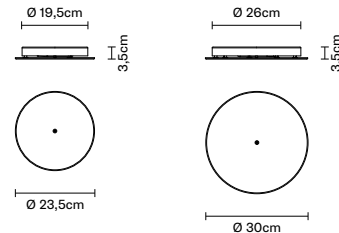
Struttura verniciata grigia antracite
/ Anthracite painted structure

F41M0121 Ø 23,5cm - 350mA (1-3 spots) - Dim. push button 1..10V
F41M0321 Ø 30cm - 350mA (4-9 spots) - Dim. push button 1..10V, DALI

Struttura verniciata bronzo
/ Bronze painted structure

F41M0176 Ø 23,5cm - 350mA (1-3 spots) - Dim. push button 1..10V
F41M0376 Ø 30cm - 350mA (4-9 spots) - Dim. push button 1..10V, DALI

IP40

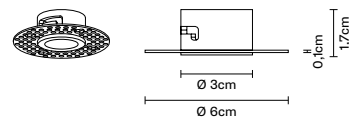


Rosone a incasso / Recessed canopy

Alimentatore remoto escluso / Remote power supply not included

F41Z1001 Ø 3cm - (1 spot)

IP40

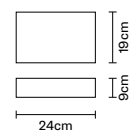


Box per esterno / Outdoor box

Alimentatore incluso / Driver included

F41Z11 24x19x9cm - (max 6 spot)

IP55



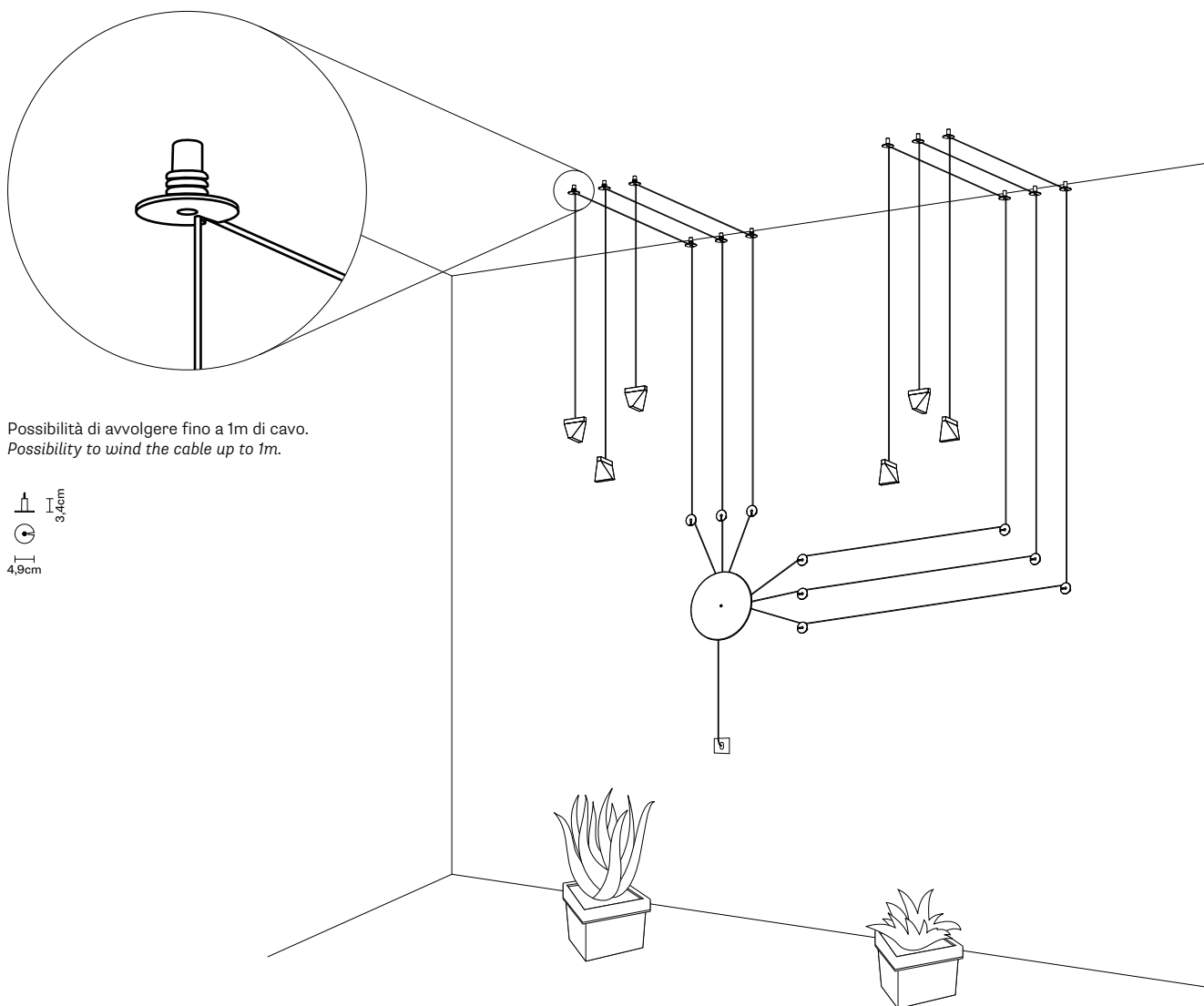
3. Accessori disponibili / Available accessories

F41Z01C100
Rocchetto di decentramento / *Spool for wire support*

F41Z0302
Spezzafilo con interruttore / *Power plug with switch*

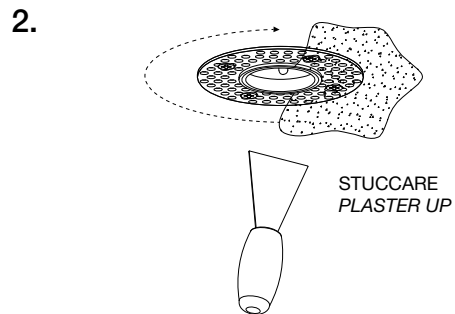
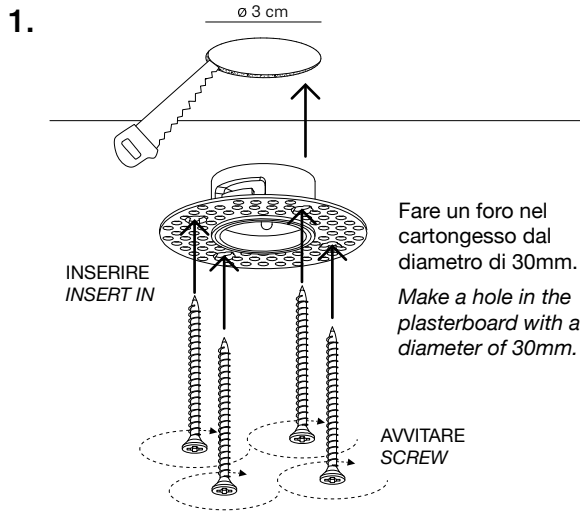
4. Il sistema / The system

Personalizza la posizione degli spot.
Customize spots position.

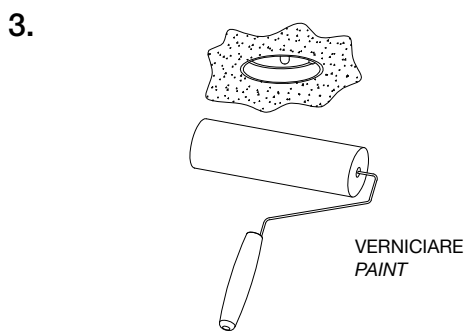


Tripla / F41

Rosone a incasso
Recessed canopy

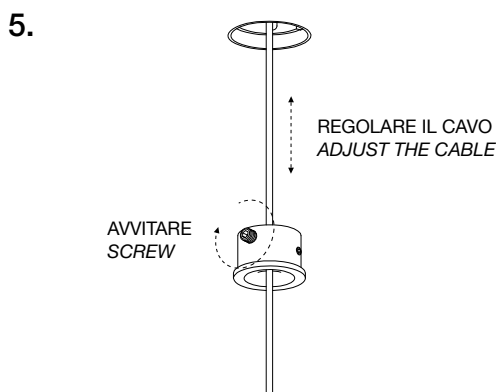
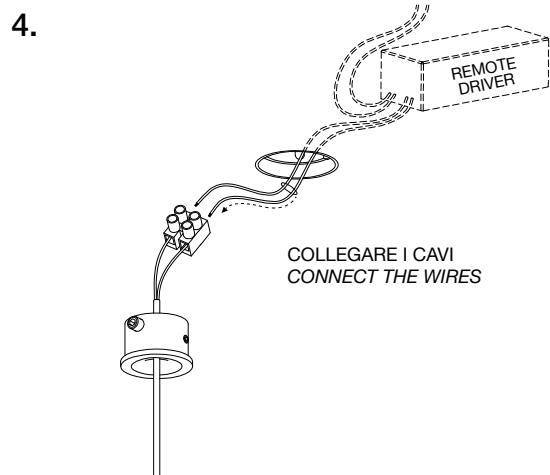


Dopo aver inserito l'accessorio all'interno del foro nel cartongesso, stuccare i bordi.
After inserting the accessory into the hole in the plasterboard, plaster the edges.

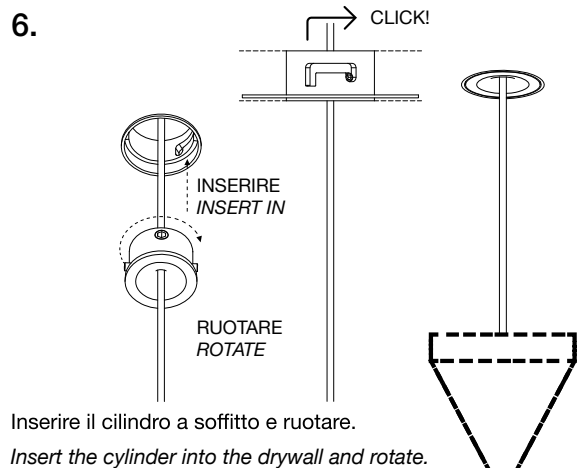


Verniciare l'intera area stuccata in modo da uniformare la finitura del soffitto con l'accessorio.

Paint the plastered area so that the ceiling finish is homogeneous.



Regolare la lunghezza del cavo e avvitare il grano di plastica.
Adjust the length of the cable and screw the plastic thread insert.



Inserire il cilindro a soffitto e ruotare.
Insert the cylinder into the drywall and rotate.

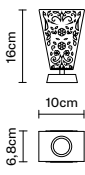
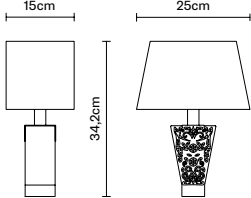
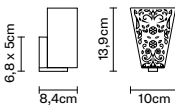
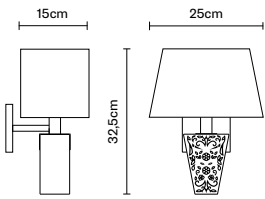
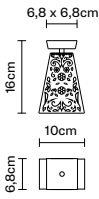
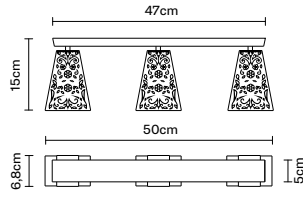
Vicky / D69

Nicola Design



Sospensione / Pendant lamp	Code	Light source	Info	Accessories
	<p>D69 A01</p> <p>00 Transparent</p>	<p>G9 220-240V 1x3,5W - LED cod. A11010C01</p> <p>Max Watt. 60W</p>	<p>Energy label A++ → D (06) Net weight: 1,85 kg Dimm: TRIAC</p> <p>IP20</p>	<p>Not included: Lampadina / Bulb (pag. 536-537)</p>
	<p>D69 A99</p> <p>00 Transparent</p>	<p>G9 220-240V 1x3,5W - LED cod. A11010C01</p> <p>Max Watt. 60W</p>	<p>Energy label A++ → D (06) Net weight: 2,00 kg Dimm: TRIAC</p> <p>IP20</p>	<p>Not included: Lampadina / Bulb (pag. 536-537)</p>
	<p>D69 A03</p> <p>00 Transparent</p>	<p>G9 220-240V 2x3,5W - LED cod. A11010C01</p> <p>Max Watt. 2x60W</p>	<p>Energy label A++ → D (06) Net weight: 4,00 kg Dimm: TRIAC</p> <p>IP20</p>	<p>Not included: Lampadina / Bulb (pag. 536-537)</p>
	<p>D69 A05</p> <p>00 Transparent</p>	<p>G9 220-240V 5x3,5W - LED cod. A11010C01</p> <p>Max Watt. 5x60W</p>	<p>Energy label A++ → D (06) Net weight: 10,48 kg Dimm: TRIAC</p> <p>IP20</p>	<p>Not included: Lampadina / Bulb (pag. 536-537)</p>
	<p>D69 A07</p> <p>00 Transparent</p>	<p>G9 220-240V 4x3,5W - LED cod. A11010C01</p> <p>Max Watt. 4x60W</p>	<p>Energy label A++ → D (06) Net weight: 9,07 kg Dimm: TRIAC</p> <p>IP20</p>	<p>Not included: Lampadina / Bulb (pag. 536-537)</p>

Vicky / D69

Nicola Design

Tavolo / Table lamp	Code	Light source	Info	Accessories
	<p>D69 B01</p> <p>00 Transparent</p>	<p>G9 220-240V 1x3,5W - LED cod. A11010C01</p> <p>Max Watt. 60W</p>	<p>Energy label A++ → D (06) Net weight: 1,61 kg</p> <p>IP20 <input type="checkbox"/></p>	<p>Not included: Lampadina / Bulb (pag. 536-537)</p>
<p>Tavolo / Table lamp</p> 	<p>D69 B03</p> <p>01 White 02 Black</p>	<p>G9 220-240V 1x3,5W - LED cod. A11010C01</p> <p>Max Watt. 48+20W</p>	<p>Energy label A++ → D (06) Net weight: 1,94 kg</p> <p>IP20 <input type="checkbox"/></p>	<p>Included: Doppia accensione / Double switch</p> <p>Not included: Lampadina / Bulb (pag. 536-537)</p>
<p>Parete / Wall lamp</p> 	<p>D69 D01</p> <p>00 Transparent</p>	<p>G9 220-240V 1x3,5W - LED cod. A11010C01</p> <p>Max Watt. 60W</p>	<p>Energy label A++ → D (06) Net weight: 1,73 kg Dimm: TRIAC</p> <p>IP20</p>	<p>Not included: Lampadina / Bulb (pag. 536-537)</p>
<p>Parete / Wall lamp</p> 	<p>D69 D03</p> <p>01 White 02 Black</p>	<p>G9 220-240V 1x3,5W - LED cod. A11010C01</p> <p>Max Watt. 48+20W</p>	<p>Energy label A++ → D (06) Net weight: 2,14 kg Dimm: TRIAC</p> <p>IP20 <input type="checkbox"/></p>	<p>Included: Doppia accensione / Double switch</p> <p>Not included: Lampadina / Bulb (pag. 536-537)</p>
<p>Soffitto / Ceiling lamp</p> 	<p>D69 E01</p> <p>00 Transparent</p>	<p>G9 220-240V 1x3,5W - LED cod. A11010C01</p> <p>Max Watt. 60W</p>	<p>Energy label A++ → D (06) Net weight: 1,63 kg Dimm: TRIAC</p> <p>IP20</p>	<p>Not included: Lampadina / Bulb (pag. 536-537)</p>
<p>Soffitto / Ceiling lamp</p> 	<p>D69 E03</p> <p>00 Transparent</p>	<p>G9 220-240V 3x3,5W - LED cod. A11010C01</p> <p>Max Watt. 3x60W</p>	<p>Energy label A++ → D (06) Net weight: 4,96 kg Dimm: TRIAC</p> <p>IP20</p>	<p>Not included: Lampadina / Bulb (pag. 536-537)</p>

Utility

Tipologia <i>Tipology</i>	Codici colore <i>Colour codes</i>	Classe di isolamento <i>Class of insulation</i>	Marchi di sicurezza <i>Safety marks</i>
A Lampada a sospensione <i>Hanging lamp</i>	00 Cristallo <i>Crystal</i>	34 Titanio <i>Titanium</i>	 Distanza minima dagli oggetti illuminati (0,3m). <i>Minimum distance from lighted objects (0,3m).</i>
B Lampada da tavolo <i>Table lamp</i>	01 Bianco <i>White</i>	35 Acciaio Inox Lucido <i>Polished Stainless Steel</i>	 Distanza minima dagli oggetti illuminati (0,5m). <i>Minimum distance from lighted objects (0,5m).</i>
C Lampada da pavimento <i>Floor lamp</i>	02 Nero <i>Black</i>	40 Ametista <i>Amethyst</i>	 Classe I Isolamento funzionale in ogni parte, provvisto di messa a terra, o con morsetto se fisso o con conduttore e relativa spina con contatto di terra, se mobile. <i>Class I Functional insulation in every part and ground terminal or clamp in the unit is fixed, or with conductor and relative plug with ground contact if the unit is mobile.</i>
D Lampada da parete <i>Wall lamp</i>	03 Rosso <i>Red</i>	41 Rame <i>Copper</i>	
E Lampada da soffitto <i>Ceiling lamp</i>	04 Giallo <i>Yellow</i>	43 Verde <i>Green</i>	 Info tecniche <i>Technical info</i> Sistema di inclinazione <i>Regolable system</i>
F Faretto da incasso <i>Semi-recessed lamp</i>	05 Acquamarina <i>Aquamarine</i>	47 Ambra <i>Amber</i>	
G Lampada da parete e soffitto <i>Wall and ceiling lamp</i>	11 Alluminio Lucido <i>Polished Aluminium</i>	48 Legno colore scuro <i>Dark wood colour</i>	 Vetro temperato <i>Tempered glass</i>
J Lampada a binario <i>Light with track fitting</i>	12 Dorato <i>Golden</i>	56 Ruggine <i>Rust</i>	
	14 Brunito <i>Burnished</i>	65 Bianco 3000K <i>White 3000K</i>	 Classe II Doppio isolamento e/o isolamento rinforzato in ogni parte e senza dispositivo di messa a terra. <i>Class II Double insulation and/or reinforced insulation in every part and without ground devices.</i>
	15 Cromo <i>Chrome</i>	63 Verniciato grigio <i>Painted grey</i>	
	19 Ottonato <i>Brass-plated</i>	69 Legno colore chiaro <i>Light wood colour</i>	 Classe III Apparecchio in cui la protezione contro la scossa elettrica si basa sull'alimentazione a bassissima tensione di sicurezza e in cui non si producono tensioni superiori alla stessa. <i>Class III Appliance in which protection against electrical shock is guaranteed by the extremely low-voltage power supply and which does not produce higher voltages.</i>
	21 Grigio Antracite <i>Anthracite</i>	71 Bianco traslucido <i>Translucent white</i>	
	24 Cromo nero <i>Black chrome</i>	73 Blu petrolio <i>Teal blue</i>	
	27 Anodizzato <i>Anodized</i>	74 Alluminio dorato <i>Gold-plated aluminium</i>	
	31 Blu <i>Blue</i>	75 Grigio chiaro <i>Light grey</i>	
	32 Arancione <i>Orange</i>	76 Bronzo <i>Bronze</i>	
	33 Argento <i>Silver</i>	99 Multicolore <i>Multicolour</i>	

Certificazioni Certification



CE

Attesta che il prodotto risulta conforme ai requisiti degli standard europei.

This certifies that the product is in conformity with the requirements laid down by the european standards.



Gost R EAC

Attesta che il prodotto risulta conforme ai requisiti degli standard russi.

This certifies that the product is in conformity with the requirements laid down by the russian standards.



CSQ

Attesta che la Fabbian S.R.L. società unipersonale attua un sistema qualità conforme alla normativa UNI EN ISO 9001:2015 per garantire la qualità nella progettazione, sviluppo, fabbricazione, commercializzazione, installazione del prodotto.

This certifies that Fabbian S.R.L. società unipersonale implements a quality system in conformity with the standard UNI EN ISO 9001:2015 to ensure quality in design, development, manufacture, selling/marketing and installation of the product.

Grado di protezione IP IP protection

IP20

Protetto contro la penetrazione di corpi solidi di dimensioni maggiori a 12 mm. Non protetto nei confronti dei liquidi.
Protected against entry of solid objects larger than 12 mm. No protection against the ingress of water.

IP40

Protetto contro la penetrazione di corpi solidi di dimensioni maggiori a 1 mm. Non protetto nei confronti dei liquidi.
Protected against entry of solid objects larger than 1 mm. No protection against the ingress of water.

IP44

Protetto contro la penetrazione di corpi solidi di dimensioni maggiori a 1 mm. Protetto contro gli spruzzi d'acqua.
Protected against entry of solid objects larger than 1 mm. Protected against water spray from.

IP54

Protetto contro la polvere. Protetto contro gli spruzzi d'acqua.
Protected against dust. Protected against water spray from all directions.

IP55

Protetto contro la polvere. Protetto contro i getti d'acqua.
Protected against dust. Protected against water jets.

IP65

Totalmente protetto contro la polvere. Protetto contro i getti d'acqua.
Completely protected against dust. Protected against water jets.

IP67

Totalmente protetto contro la polvere. Stagno all'immersione.
Completely protected against dust. Sealed against immersion up to 1 metre.

IP68

Totalmente protetto contro la polvere. Stagno alla sommersione.
Completely protected against dust. Sealed against submersion over 1 metre.

Il grado di protezione degli apparecchi di illuminazione viene indicato con la sigla IP (International Protection) seguita da due cifre caratteristiche.

La prima di queste due cifre descrive la protezione che questi possiede contro la penetrazione di corpi solidi. La seconda indica la protezione nei confronti dei liquidi.

Gradi di protezione indicati dalla prima cifra:

- 0 - Non protetto
- 1 - Protetto contro la penetrazione di corpi solidi di dimensioni maggiori a 50 mm
- 2 - Protetto contro la penetrazione di corpi solidi di dimensioni maggiori a 12 mm
- 3 - Protetto contro la penetrazione di corpi solidi di dimensioni maggiori a 2,5 mm
- 4 - Protetto contro la penetrazione di corpi solidi di dimensioni maggiori a 1 mm
- 5 - Protetto contro la polvere
- 6 - Totalmente protetto contro la polvere

Gradi di protezione indicati dalla seconda cifra:

- 0 - Non protetto
- 1 - Protetto contro lo stillicidio
- 2 - Protetto contro lo stillicidio, con un'inclinazione fino a 15°
- 3 - Protetto contro la pioggia
- 4 - Protetto contro gli spruzzi d'acqua
- 5 - Protetto contro i getti d'acqua
- 6 - Protetto contro le onde
- 7 - Stagno all'immersione
- 8 - Stagno alla sommersione

The protection rating of lighting appliances is shown by the letters IP (international protection) followed by two characteristic digits.

The first of these two digits indicates the degree of protection that the appliances offer against the ingress of solid foreign objects.

The second indicates the protection against the ingress of water.

Protection ratings indicated by the first digit:

- 0 - No protection
- 1 - Protected against entry of solid objects larger than 50 mm
- 2 - Protected against entry of solid objects larger than 12 mm
- 3 - Protected against entry of solid objects larger than 2.5 mm
- 4 - Protected against entry of solid objects larger than 1 mm
- 5 - Protected against dust
- 6 - Completely protected against dust

Protection ratings indicated by the second digit:

- 0 - No protection
- 1 - Protected against vertically falling drops of water
- 2 - Protected against vertically falling drops of water when appliance is tilted up to 15°
- 3 - Protected against rain
- 4 - Protected against water spray from all directions
- 5 - Protected against water jets
- 6 - Protected against heavy seas, flooding
- 7 - Sealed against immersion up to 1 metre
- 8 - Sealed against submersion over 1 metre

Alimentatori, trasformatori, driver, dimmer
Ballasts, transformers, drivers, dimmers

Code	Description	N° of bulbs	Applications			
Trasformatori elettronici dimmerabili per lamp. alogene <i>Dimmable electronic transformers for halogen bulbs</i>			D27	F19	F32	F39
A22101	Trasformatore elettronico 60W 230/12V (min 10W-max 60W) <i>Electronic transformer 60W 230/12V (min 10W-max 60W)</i>	max 1	F02 F12 F29 F04 F14 F52 F08 F16 F57 F10 F18 F62	F02 F24 F05 F31 F11 F41 F21		
A22102	Trasformatore elettronico 100W 230/12V (min 35W-max 100W) <i>Electronic transformer 100W 230/12V (min 35W-max 100W)</i>	max 1		F50 F60		
		max 2	F02 F12 F29 F04 F14 F52 F08 F16 F57 F10 F18 F62	F02 F24 F05 F31 F11 F41 F21		
A22201	Trasformatore elettronico 150W 230/12V (min 75W-max 150W) <i>Electronic transformer 150W 230/12V (min 75W-max 150W)</i>	min 2 max 3	F02 F12 F29 F04 F14 F52 F08 F16 F57 F10 F18 F62	F02 F24 F05 F31 F11 F41 F21		
A22202	Trasformatore elettronico 200W 230/12V (min 100W-max 200W) <i>Electronic transformer 200W 230/12V (min 100W-max 200W)</i>	max 2		F50 F60		
		min 2 max 4	F02 F12 F29 F04 F14 F52 F08 F16 F57 F10 F18 F62	F02 F24 F05 F31 F11 F41 F21		
Trasformatori elettronici dimmerabili per lamp. a LED <i>Dimmable electronic transformers for LED bulbs</i>						
A22105	Trasformatore elettronico 70W 230/12V (min 1W-max 70W) <i>Electronic transformer 70W 230/12V (min 1W-max 70W)</i>	max 1	F02 F12 F29 F04 F14 F52 F08 F16 F57 F10 F18 F62	F02 F24 F05 F31 F11 F41 F21 F50 F60		
Driver elettronici <i>Electronic drivers</i>						
A50307	Driver elettronico dimmerabile multitemperatura/multicorrente 20W 24Vdc <i>Dimmable electronic driver multivoltage/multicurrent 20W 24Vdc</i>	max 1				
	Driver elettronico dimmerabile multitemperatura/multicorrente 25W 700mA <i>Dimmable electronic driver multivoltage/multicurrent 25W 700mA</i>	max 10			L01 L06 L11 L02 L07 L12 L03 L08 L13 L04 L09 L14	
Alimentatori per strip LED <i>Ballasts for LED strips</i>						
A50207	Alimentatore a tensione costante 35W 24Vdc <i>LED power supply constant voltage 35W 24Vdc</i>	max 1				G01 G02
A50208	Alimentatore a tensione costante 60W 24Vdc <i>LED power supply constant voltage 60W 24Vdc</i>	max 1				G03 G04
A50209	Alimentatore a tensione costante 100W 24Vdc <i>LED power supply constant voltage 100W 24Vdc</i>	max 1				G05 G06
Dimmer per piantana <i>Floor lamp dimmer</i>			D57	F07		F27
A60101	Dimmer elettronico max 300W <i>Electronic dimmer max 300W</i>	max 1	C01 C11	C01 C09 C07 C11		C03







Alimentatori per Laminis e Tile
LED power for Laminis and Tile

Code	Description	Structure length
A50202	Alimentatore a tensione costante 20W 24Vdc, dimm. 1..10V <i>LED power supply constant voltage 20W 24 Vdc, dimm. 1..10V</i>	max 60cm
A50203	Alimentatore a tensione costante 25W 24Vdc, dimm. 1..10V <i>LED power supply constant voltage 25W 24 Vdc, dimm. 1..10V</i>	max 90cm
A50204	Alimentatore a tensione costante 40W 24Vdc, dimm. 1..10V <i>LED power supply constant voltage 40W 24 Vdc, dimm. 1..10V</i>	max 150cm
A50205	Alimentatore a tensione costante 60W 24Vdc, dimm. 1..10V <i>LED power supply constant voltage 60W 24 Vdc, dimm. 1..10V</i>	max 240cm
A50206	Alimentatore a tensione costante 90W 24Vdc, dimm. 1..10V <i>LED power supply constant voltage 90W 24 Vdc, dimm. 1..10V</i>	max 360cm
A50308	Kit per controllo Dali, Push e 1..10V <i>Dali, Push and 1..10V kit control</i>	max 360cm












Convertitori per LED di potenza Drivers for brightness LEDs

Code	Description	N°of bulbs	Applications			
			D27	F19	F32	F41
A50101	Convertitore per LED di potenza da 350mA (max 15W) Converter for high brightness LEDs 350mA (max 15W)	max 1		F03 F06 F22 F25		
A50106	Convertitore per LED di potenza da 500mA (max 20W) Converter for high brightness LEDs 500mA (max 20W)	max 1	F31 F40 F49 F33 F43 F54 F37 F44 F59 F39 F47 F64	F53 F54 F63		
A50107	Convertitore dimmerabile per LED di potenza da 500mA (max 20W) push 1..10V Dimmable converter for high brightness LEDs 500mA (max 20W) push 1..10V	max 1	F31 F40 F49 F33 F43 F54 F37 F44 F59 F39 F47 F64			
A50108	Convertitore per LED di potenza da 500mA (max 12W) Converter for LEDs 500 mA (max 12W)	max 1	F31 F40 F49 F33 F43 F54 F37 F44 F59 F39 F47 F64			
A50110	Convertitore per Multispot di potenza da 500mA/12V (6W) Converter for Multispot 500mA/12V (6W)	max 1			L01 L06 L11 L02 L07 L12 L03 L08 L13 L04 L09 L14	
A50111	Convertitore dimm. per LED di potenza da 350mA (6W) push 1..10V Dimm. converter for high brightness LEDs 350mA(6W) push 1..10V	max 1			L01 L06 L11 L02 L07 L12 L03 L08 L13 L04 L09 L14	L01 L02 L03 L04 L05 L06

















Accessori a binario Track accessories

Product still life	Description	Code	Colour	Item information	Applications
	Binario monofase a 3 accensioni Single phase 3 circuits tracks 230V - 16A	A60201 01 A60201 02 A60201 27	bianco / white nero / black grigio / grey	Soffitto 100cm Ceiling 100m	D57 J F43 J
		A60202 01 A60202 02 A60202 27	bianco / white nero / black grigio / grey	Soffitto 200cm Ceiling 200m	D57 J F43 J
		A60203 01 A60203 02 A60203 27	bianco / white nero / black grigio / grey	Soffitto 300cm Ceiling 300m	D57 J F43 J
	Binario monofase a 3 accensioni Single phase 3 circuits tracks 230V - 16A	A60204 01 A60204 02 A60204 27	bianco / white nero / black grigio / grey	Controsoffitto 100cm Counter ceiling 100cm	D57 J F43 J
		A60205 01 A60205 02 A60205 27	bianco / white nero / black grigio / grey	Controsoffitto 200cm Counter ceiling 200cm	D57 J F43 J
		A60206 01 A60206 02 A60206 27	bianco / white nero / black grigio / grey	Controsoffitto 300cm Counter ceiling 300cm	D57 J F43 J
	Congiunzione Straight connector	A60207 01 A60207 02 A60207 27	bianco / white nero / black grigio / grey	Congiunzione Straight connector	D57 J F43 J
	Congiunzione Connector	A60208 01 A60208 02 A60208 27	bianco / white nero / black grigio / grey	Giunto flessibile per soffitto Connector flexible for ceiling	D57 J F43 J
	Congiunzione Connector	A60209 01 A60209 02 A60209 27	bianco / white nero / black grigio / grey	Giunto 90° per controsoffitto Connector 90° for counter ceiling	D57 J F43 J
	Alimentazione Feeder	A60210 01 A60210 02 A60210 27	bianco / white nero / black grigio / grey	Alimentazione DX con testata di chiusura Feeder DX with head end	D57 J F43 J
		A60211 01 A60211 02 A60211 27	bianco / white nero / black grigio / grey	Alimentazione SX con testata di chiusura Feeder SX with head end	D57 J F43 J

Indice lampadine
Bulbs index

Bulbs	Description	Code	Q.ty	Power (w)	Volt (v)	Socket	Light beam	Light flux (lumen)	Lighting power (cd)	Light temp. (Kelvin)	Code ILCOS L	Type
Lampadine alogene Halogen bulbs												
	alogena chiara <i>clear halogen</i>	A11001C20 A11002C20 A11003C20 A11004C20	20 20 20 20	20 33 48 60	230	G9		235 460 740 980		2700	HSGST	Halopin Bipin Hipin
	alogena <i>halogen</i>	A10301C10 A10302C10	10 10	10 20	12	G4		130 300		2800	HSGS	QT-9
	alogena (78 mm) <i>halogen (78 mm)</i>	A11501C20 A11502C20 A11503C20	20 20 20	48 80 120	230	R7s		750 1400 2250		2900	HDG	QT-DE12
	alogena (118 mm) <i>halogen (118 mm)</i>	A11505C20 A11506C20 A11507C20	20 20 20	120 160 230	230	R7s		2250 3100 5000		2900	HDG	QT-DE12
	alog. alluminizzata <i>aluminized halogen</i>	A10701C10	10	50	12	GU5,3	36°	675	1500	2900	HAGS/ UB	
	alogena dicroica <i>dichroic halogen</i>	A10703C10 A10702C10 A10704C10	10 10 10	50 20 50	12	GU5,3	10° 36° 36°	870 300 870	15000 1000 2850	3000	HRGS	
	alog. alluminizzata <i>aluminized halogen</i>	A10602C06	6	100	12	G53	45°	1200	2800	2900	HAGS/ UB	
Strip, barre lineari e lenti per LED LED strips, linear bars and lens												
	strip LED (5 metri, IP20) <i>LED strips (5 metres, IP20)</i>	A50504	1	23/mt	24			2600/mt		3000		
	strip LED (5 metri, IP65) <i>LED strips (5 metres, IP65)</i>	A50505	1	23/mt	24			2600/mt		3000		
	Profilo in alluminio con lente 30°, clips e tappi (2 metri) <i>Aluminium bar with lens 30°, clips and caps (2 metres)</i>	A50602	1									
	Profilo in alluminio con diffusore, clips e tappi (2 metri) <i>Aluminium bar with diffusor, clips and caps (2 metres)</i>	A50603	1									

Indice lampadine
Bulbs index

Bulbs	Description	Code	Q.ty	Power (w)	Volt (v)	Socket	Light beam	Light flux (lumen)	Lighting power (cd)	Light temp. (Kelvin)	Code ILCOS L	Type
LED LEDs												
	led leds	A10111C01	1	5	230	E14	270°	420		3000		G45
	led dimerabile dimnable leds	A10225C01	1	16	230	E27	240°	1850		2700		A60
	led dimerabile dimnable leds	A10227C01	1	15	230	E27	360°	1400		3000		PRO- PAR38
	led dimerabile dimnable leds	A10228C01	1	10	230	E27	360°	780		3000		PRO- PAR30
	led leds	A10307C01	1	1,5	12	G4		210		2700		
	led leds	A10705C01	1	7	12	GU5,3	60°	630	543	3000		MR16
	led dimerabile dimnable leds	A10603C01	1	14,5	12	G53	24°	1100	8500	2700		AR111
	led dimerabile dimnable leds	A11105C01	1	7	230	GU10	60°	550	583,1	2700		PAR16
	led leds	A11010C01	1	3,5	230	G9		380		2700		
	led a filamento leds filament bulb	A10230C01	1	11	230	E27	360°	1521		2700		G125
	led globo globe leds	A10231C01	1	22	230	E27	330°	2300		4000		G120
	led a filamento leds filament bulb	A10232C01	1	11	230	E27	360°	1521		2700		A60
	led a filamento dimerabile dimnable leds filament bulb	A10233C01	1	4,5	230	E14	360°	470		2700		G45
	led dimerabile dimnable leds	A10234C01	1	13	230	E27	330°	1400		3000		T38
	led (78 mm) leds (78 mm)	A11509C01	1	7	230	R7s	300°	800		2700		
	led (118 mm) leds (118 mm)	A11510C01	1	15	230	R7s	300°	1700		2700		

Condizioni Generali di Vendita

General Conditions of Sale

1. GENERALITÀ

- 1.1 Il presente documento si rivolge ai clienti di Fabbian Srl Società Unipersonale (di seguito "Fabbian Srl").
- 1.2 E esso intende definire le disposizioni che disciplineranno tutti i contratti d'acquisto stipulati tra Fabbian Srl e ciascun cliente (di seguito "condizioni generali di vendita"). Sono esclusi interventi di installazione da parte di Fabbian Srl.
- 1.3 I contratti d'acquisto assoggettati alle condizioni generali di vendita hanno ad oggetto i prodotti con marchio Fabbian Srl (di seguito "prodotti").
- 1.4 In alcun caso le condizioni generali di vendita potranno costituire offerta diretta di Fabbian Srl a terzi acquirenti dei prodotti né potranno in alcun modo impegnare Fabbian Srl nei confronti dei clienti terzi ovvero degli acquirenti finali dei prodotti.

2. OFFERTE PREVENTIVI

- 2.1 Le offerte formulate da Fabbian Srl ai clienti conservano efficacia per il periodo massimo indicato nell'offerta stessa (data validità) e non vincolano Fabbian Srl alla fornitura dei prodotti offerti.

3. ORDINI

- 3.1 Ai sensi dell'art. 1329 c.c. gli ordini d'acquisto indirizzati a Fabbian Srl, costituiscono proposta ferma ed irrevocabile per un periodo di 30 (trenta) giorni dalla data della loro ricezione da parte di Fabbian Srl.
- 3.2 Il contratto d'acquisto si perfeziona con:
 - a) la conferma scritta dell'ordine d'acquisto da parte di Fabbian Srl; o
 - b) con l'esecuzione materiale dell'ordine d'acquisto da parte di Fabbian Srl.
- 3.3 Qualsiasi modifica o integrazione di singole disposizioni delle condizioni generali di vendita o dell'ordine d'acquisto sono prive di efficacia se non espressamente approvate per iscritto da Fabbian Srl. In caso di modifiche all'ordine di acquisto, Fabbian Srl si riserva il diritto di annullare sia le modifiche sia l'ordine d'acquisto originario.
- 3.4 La data di consegna dei prodotti indicata negli ordini d'acquisto ha sempre e comunque valore esclusivamente indicativo ed eventuali ritardi rispetto a tale termine non costituiranno titolo per richieste risarcitorie o per azione di risoluzione del contratto. In particolare Fabbian Srl si riserva la facoltà di prorogare i termini di consegna nonché di annullare l'ordine di acquisto per cause di forza maggiore o eventi non dipendenti dalla sua volontà; cambiamento della situazione giuridica del cliente; difficoltà di approvvigionamenti di materie prime e componenti.

4. CONSEGNA E SPEDIZIONE

- 4.1 I prodotti vengono spediti dal luogo di produzione ovvero dalla sede legale di Fabbian Srl.
- 4.2 Nel caso in cui i prodotti siano consegnati ex-works Castelmio di Resana (TV), il passaggio del rischio si realizza dal momento della consegna dei prodotti da parte di Fabbian Srl al cliente, il quale si assume inoltre i costi di trasporto.
- 4.3 Salvo diverso accordo, Fabbian Srl stabilisce, in nome e per conto del cliente, il tipo di spedizione, la via di trasporto ed il vettore.
- 4.4 Fabbian Srl si riserva la facoltà di effettuare esecuzioni o consegne parziali degli ordini d'acquisto. Tutte le consegne parziali verranno fatturate autonomamente ed i termini di pagamento decorreranno dalla data di ciascuna fattura. Il pagamento delle consegne parziali non potrà essere differito all'ultimazione delle consegne relative all'ordine d'acquisto originario. Anche in caso di consegne parziali, troverà applicazione quanto stabilito dall'articolo 4.1.

5. PREZZI E LISTINI

- 5.1 Il prezzo si intende quello indicato nell'ultimo listino Fabbian Srl, per i prodotti consegnati al cliente, imballaggio normale compreso, IVA e spese di spedizione escluse (di seguito "prezzo"). L'ultimo listino emesso da Fabbian Srl annulla tutti i listini precedenti. Qualora si verifichi un cambiamento di listino durante il periodo di 30 (trenta) giorni di cui all'articolo 3.1, all'ordine di acquisto si applicherà il listino in vigore al momento di ricezione dello stesso da parte di Fabbian Srl.

6. PAGAMENTO

- 6.1 Il pagamento del prezzo dovrà avvenire entro il termine pattuito. Fatto salvo maggior danno, il mancato pagamento del prezzo entro tale termine determinerà la decorrenza di interessi per il ritardo di pagamento nelle transazioni commerciali, nella misura prevista dal D.Lgs.n.231 del 9.10.2002 (come recepimento della Direttiva del parlamento Europeo e del Consiglio 2000/35/CE e della convenzione di Vienna del 11.04.1980, ratificata dallo Stato Italiano con L.n. 765/1985) e successive modifiche ed aggiornamenti. Tali interessi decorreranno dalla scadenza del termine di pagamento e saranno dovuti con il terzo sollecito di pagamento da parte di Fabbian Srl.
- 6.2 Il cliente non potrà proporre domande né formulare eccezioni nei confronti di Fabbian Srl se non dopo aver provveduto al pagamento del prezzo.
- 6.3 In caso di irregolarità nei pagamenti, Fabbian Srl si riserva il diritto di bloccare tutti gli ordini d'acquisto nonché tutte le consegne in corso, senza alcun preavviso né diritto di risarcimento di alcun danno.

7. RISERVA DI PROPRIETÀ

- 7.1 Per convenzione espressa, i prodotti rimangono di proprietà di Fabbian Srl fino al saldo integrale del prezzo da parte del cliente, indipendentemente da chi abbia la detenzione dei prodotti. Le spese di trasporto e le altre necessarie al recupero dei prodotti così come le spese straordinarie e quelle ripetibili, saranno a carico del cliente.

8. MARCHI E SEGNI DISTINTIVI

- 8.1 E' fatto espresso divieto al cliente di violare tali diritti di Fabbian Srl ed in ogni caso il cliente non potrà in alcun modo rimuovere, sopprimere o comunque alterare marchi ed altri segni distintivi o sigle di qualsiasi genere apposti ai prodotti, così come è fatto divieto di apporne di nuovi di qualsiasi natura. E' vietata inoltre qualsiasi forma di riproduzione od utilizzo del marchio Fabbian Srl e di ogni altro segno distintivo presente sui prodotti, salvo autorizzazione scritta da Fabbian Srl.

9. CLAUSOLA RISOLUTIVA ESPRESSA

- 9.1 Ai sensi e per gli effetti dell'articolo 1456 del Codice Civile, il mancato o il ritardato pagamento, anche parziale, del prezzo da parte del cliente, secondo le modalità di cui all'articolo 6 delle presenti condizioni generali di vendita, comporterà la risoluzione del contratto di acquisto, con diritto per Fabbian Srl di chiedere al cliente il risarcimento dei danni patiti, oltre alla restituzione dei prodotti rispetto ai quali il cliente non abbia pagato il prezzo.

10. ACCORDI TRA LE PARTI

- 10.1 In caso di accordi, preesistenti e sopravvenuti, tra Fabbian Srl ed il cliente, in relazione a resi e modalità di pagamento, tali accordi prevarranno su quanto a riguardo stabilito dalle condizioni generali di vendita.

11. LEGGE APPLICABILE E FORO COMPETENTE

- 11.1 I contratti di acquisto conclusi secondo le condizioni generali di vendita sono soggetti e devono essere interpretati secondo le norme di legge italiane, con esclusione di qualsiasi altro diritto.
- 11.2 Tutte le controversie che dovessero sorgere in merito ai suddetti contratti d'acquisto saranno assoggettate alla giurisdizione italiana e rimesse alla competenza esclusiva del Tribunale di Treviso (Italia).

Le foto contenute nel catalogo sono indicative del prodotto e non rappresentano vincolo contrattuale.

Tutti i dati sono stati redatti con la massima cura da Fabbian Srl che si riserva di apportare variazioni e aggiornamenti in qualsiasi momento.

1. GENERAL

- 1.1 This document is addressed to customers of Fabbian Srl srl (hereinafter "Fabbian Srl).
- 1.2 Its purpose is to establish the conditions regulating all purchase agreements between Fabbian Srl and individual customers (hereinafter "general conditions of sale"). Installation operations carried out by Fabbian Srl are not included.
- 1.3 Purchase agreements regulated by the general conditions of sale refer to products carrying the Fabbian Srl brand (hereinafter "products").
- 1.4 The general conditions of sale are not in any way a direct offer by Fabbian Srl to third parties purchasing the products, and can in no way commit Fabbian Srl towards third parties, that is to say the end purchaser of the products.

2. QUOTES

- 2.1 Quotes submitted to customers by Fabbian Srl are valid for a maximum period of 30 (thirty) days from the date of sending the quote and do not bind Fabbian Srl to supply the products in question.

3. ORDERS

- 3.1 Under the terms of art. 1329 of the Italian Civil Code purchase orders signed by customers and addressed to Fabbian Srl are a firm irrevocable commitment for a period of 30 (thirty) days from the date they are received by Fabbian Srl.
- 3.2 A purchase agreement becomes valid when:
 - a) Fabbian Srl has confirmed the purchase order in writing; or
 - b) Fabbian Srl has actually executed the purchase order.
- 3.3 Any amendments or integration to the individual dispositions in the general conditions of sale or purchase order are ineffectual if not expressly approved in writing by Fabbian Srl. In the event of amendments to the purchase order Fabbian Srl reserves the right to null both the amendments and the original purchase order.
- 3.4 The product delivery date indicated on the purchase order is always indicative and any delays shall not be the cause for claiming damages or terminating the agreement. In particular, Fabbian Srl reserves the right to extend the terms of delivery and also to cancel the purchase order due to force majeure or events outside its control; changes in the customer's legal standing; difficulties in finding supplies of raw materials and components.

4. DISPATCH AND DELIVERY

- 4.1 The products are dispatched from our production facility, i.e. the registered place of business of Fabbian Srl.
- 4.2 If the terms of delivery for the goods are Ex-works Castelmignio di Resana (TV), risk is transferred from the moment the products are delivered by Fabbian Srl to the customer, who shall pay the transport costs.
- 4.3 Unless otherwise agreed, Fabbian Srl will establish the type of transport, route and carrier on the customer's behalf.
- 4.4 Fabbian Srl reserves the right to partially carry out the order or make partial delivery of the products on the purchase order. All partial deliveries will be invoiced separately and the conditions of payment will apply from the date of each invoice. Payment for partial deliveries cannot be deferred until all the deliveries relating to the purchase order have been made. Clause 4.1 hereof also applies in the event of partial deliveries.

5. PRICES AND PRICE LISTS

- 5.1 The price is the one indicated in the latest Fabbian Srl price list, for products delivered to the customer in normal packing, VAT and shipping fees not included (hereinafter "price"). The latest price list is issued by Fabbian Srl makes all previous ones null and void. If changes are made to the price list within the 30 (thirty) day period mentioned in clause 3.1 hereof, the price list valid when Fabbian Srl receives the purchase order will be applied.

6. PAYMENT

- 6.1 Payment shall be made in the terms agreed upon. Without prejudice to greater damages, failure to pay the price within such term shall cause the application of interest for delayed payment in commercial transactions, at the rate established by Italian Legislative Decree No. 231 of 9.10.2002 (implementing European Directive 2000/35/CE and the Vienna Convention of 11.04.1980, ratified by the Italian state through Law No. 765/1985) and later amendments and updates. Such interest shall be applied from expiry of the date on which payment was due and will fall collectible after the third reminder by Fabbian Srl.
- 6.2 The customer shall not question Fabbian Srl or formulate exceptions until the price has been paid.
- 6.3 In the event of irregular payments Fabbian Srl reserves the right to block all purchase orders and all deliveries in progress, without notice and without this being cause for claiming damages.

7. TITLE RETENTION CLAUSE

- 7.1 By convention, the products shall remain vested in Fabbian Srl and shall not pass to the customer until the purchase price has been paid in full, regardless of who detains the products. Transport costs and other charges relating to taking them back, as well as extraordinary and recurring costs, shall be paid by the customer.

8. TRADE MARKS AND DISTINGUISHING SIGNS

- 8.1 The customer is expressly forbidden to violate the rights of Fabbian Srl and in any case cannot remove, suppress or alter trade marks and other distinguishing signs or logos of any kind whatsoever attached to the products. In the same way new labels of any kind whatsoever cannot be attached to the products. Furthermore, the Fabbian Srl trade mark or any other distinguishing mark on the products cannot be used or reproduced in any way unless authorised in writing by Fabbian Srl.

9. EXPRESS TERMINATION CLAUSE

- 9.1 Under the terms of art. 1456 of the Italian Civil Code, if the customer fails to pay, or delays payment, even partially, of the price in the way laid down in clause 6 of these conditions of sale, the purchase agreement shall be terminated and Fabbian Srl shall have the right to claim damages as well as return of the products not paid for by the customer.

10. AGREEMENT BETWEEN THE PARTIES

- 10.1 In the event of pre-existing and intervening agreements between Fabbian Srl and the customer regarding returns and terms of payment, such agreements shall prevail over those established by the general conditions of sale.

11. APPLICABLE LAW AND COMPETENT COURT

- 11.1 Purchase agreements concluded according to the general conditions of sale are subject to Italian law, without exception, and shall be interpreted in the light of said law.
- 11.2 Any controversies arising with regard to the above-mentioned purchase agreements shall be subject to Italian jurisdiction and the competent court shall be that of Treviso, Italy.

The photographs in our catalogue are indicative of the product and are not contractually binding.
All data have been carefully drawn up by Fabbian Srl, which reserves the right to vary or update them at any time.

Garanzia 5 anni (per i rapporti BtoB) *5 years warranty (for BtoB contact)*

Fabbian Srl garantisce tutti i prodotti presenti a catalogo per 5 anni dalla data della fattura.

CONDIZIONI DI GARANZIA

1. I prodotti installati devono essere sottoposti ad opportuna manutenzione e installati da personale qualificato rispettando le istruzioni di montaggio e le norme di installazione vigenti.
2. Per poter accedere alla garanzia il cliente deve aver ottemperato a tutte le condizioni contrattuali previste dal contratto di acquisto.
3. La garanzia decade nel momento in cui vengono superati i limiti di temperatura ambiente e di tensione. Il prodotto deve essere utilizzato in ambiente/applicazione idonea a seconda delle caratteristiche dichiarate da Fabbian Srl (ad esempio grado IP, watt, ecc.).
4. Per poter procedere al reso dei presunti prodotti difettosi è necessario ricevere autorizzazione scritta da parte di Fabbian Srl.
5. I presunti prodotti difettosi devono essere rispediti in Fabbian Srl integri, senza essere stati modificati o manomessi; Fabbian Srl eseguirà poi le verifiche del caso per individuare la natura e la causa del guasto.
6. La garanzia decade nel momento in cui il cliente decida, senza autorizzazione scritta di Fabbian Srl, di eseguire interventi di sostituzione/manutenzione/riparazione dei prodotti.
7. La garanzia prevede la riparazione/sostituzione e riconsegna del prodotto; qualsiasi costo aggiuntivo (costi di installazione, trasporti da rivenditore a consumatore finale e viceversa, smaltimento, rimborsi, trasferte, noleggio elevatori o ponteggi) non saranno addebitabili a Fabbian Srl.
8. La garanzia di 5 anni per i prodotti forniti con LED integrato, è valida solo se la perdita di flusso del LED fornito è superiore allo 0,6% ogni 1000 ore di funzionamento. La garanzia non copre le fonti luminose installate sul prodotto anche se fornite dalla Fabbian Srl.
9. Gli alimentatori utilizzati per collegare i prodotti devono essere forniti da Fabbian Srl e devono avere delle caratteristiche conformi ai prodotti che vengono collegati (ad esempio numero di led, tensioni)
10. Il difetto deve essere segnalato a Fabbian Srl entro 30 giorni dalla data di ricezione dei prodotti (per difetti apparenti) o dalla scoperta del guasto (per difetti occulti).
11. Nel caso in cui il difetto sia imputabile a Fabbian Srl, la stessa si riserva la possibilità di scegliere se riparare o sostituire il prodotto; in entrambi i casi potrebbero presentarsi diversità di prestazione dei prodotti, compatibilmente con l'evoluzione tecnica dei componenti utilizzati.
12. I prodotti riparati non godranno di prolungamento della garanzia che rimarrà di 5 anni dalla data della fattura di acquisto.
13. Per qualsiasi controversia il foro competente è esclusivamente quello di Treviso.

Fabbian srl guarantees all products in its catalogue for 5 years from the date of the invoice.

GENERAL CONDITIONS OF WARRANTY

1. *Only qualified personnel can carry out maintenance on the products and install them observing the assembly instructions and current installation regulations.*
2. *To activate the warranty the customer must produce the fully paid invoice.*
3. *The warranty is no longer valid if the ambient temperature and voltage limits are exceeded. The product must be used in areas or for applications that comply with the characteristics declared by Fabbian srl (e.g. IP rating or traffic rating).*
4. *Products deemed faulty can only be returned if authorised in writing by Fabbian srl.*
5. *Products deemed faulty must be returned to Fabbian srl intact and without modifications; Fabbian srl will inspect the products to identify the nature and cause of the fault.*
6. *The warranty is no longer valid if the customer replaces parts or carries out maintenance or repairs on the products without written authorisation by Fabbian srl.*
7. *The warranty covers product repairs/replacements; any additional costs (for installation, transport, disposal, refunds, transfers or hire fees for fork lift trucks or scaffolding) cannot be charged to Fabbian srl.*
8. *The 5-year warranty is valid only if the LED flow loss exceeds 0.6% every 1000 hours of operation. The guarantee does not cover light bulbs installed on the product even if supplied by Fabbian Srl.*
9. *The power packs and accessories used to connect the products must be supplied or prescribed by Fabbian srl and have characteristics in line with the products to be connected (e.g. number of LEDs, voltage).*
10. *Faults must be notified to Fabbian srl within 30 days of receipt of the goods (in the case of apparent faults) or of discovering the fault (in the case of hidden faults).*
11. *If the fault is attributable to Fabbian srl, the company reserves the right to choose whether to repair or replace the product; in both cases the performance of the product may be affected, due to the technical evolution of the components involved.*
12. *Repaired or replaced products will not be entitled to extension of the warranty, which will remain valid for 5 years from the date of the original purchase invoice.*
13. *Competence for any controversy lies exclusively with the Court of Treviso.*

Note sulle finiture

Information on the goods' finishing

VETRO SOFFIATO

Il vetro soffiato è la risultante di una lavorazione artigianale e non industriale e seriale.

Ogni oggetto, per quanta attenzione possa mettere il maestro vetraio, sarà diverso l'uno dall'altro, sia in termini di dimensione che di forma e finitura.

Questa diversità rende ogni oggetto creato dai mastri vetrai, unico ed esclusivo.

Ogni imperfezione, quindi, sia essa in termini di forma, dimensione o finitura, non costituisce certo difetto, ma una caratteristica tipica del lavoro manuale.

BLOWN GLASS

Blown glass is the result of an artisanal process. It is a hand-made product that does not involve any industrial or mass production process.


Despite the abilities of the artisan, every glass will be different from the other in terms of size, shape and finish.

Every glass blown by the "Mastro vetraio" (master of glass) is unique and special.

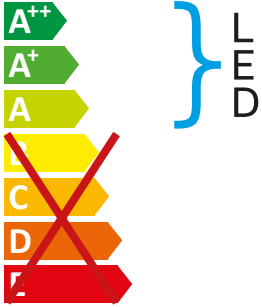
No imperfection, in terms of size, shape and finish, is a defect, but rather the distinguishing feature of a hand-made product.

Label 01: A++
(LED included)


:Fabbian



This device is LEDs included.




The light bulbs of this device cannot be replaced.

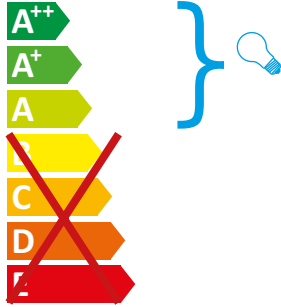
874/2012 


Label 02: A++

:Fabbian




This device is compatible with the following energy classes light bulbs:



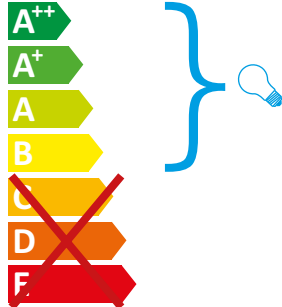
874/2012 


Label 03: A++ → B

:Fabbian




This device is compatible with the following energy classes light bulbs:



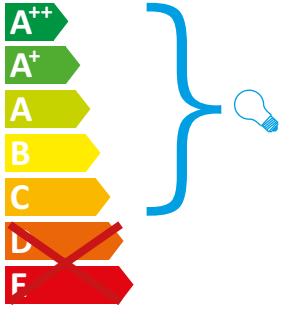
874/2012 


Label 04: A++ → C

:Fabbian




This device is compatible with the following energy classes light bulbs:



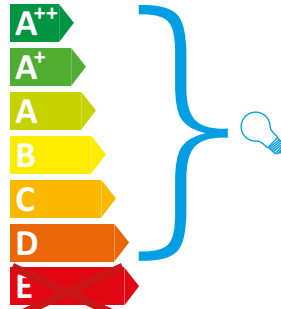
874/2012 


Label 05: A++ → D
(A+ lamp included)


:Fabbian



This device is compatible with the following energy classes light bulbs:




The device is sold with a class energy light bulb: 

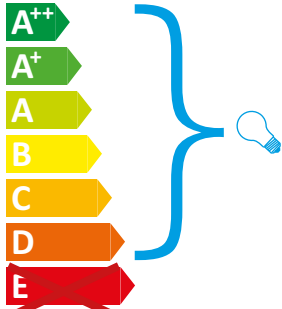
874/2012 


Label 06: A++ → D

:Fabbian



This device is compatible with the following energy classes light bulbs:



874/2012 

Note
Notes

Note

Notes

Italy

Fabbian Srl
via Santa Brigida, 50
31023, Castelminio di Resana, Treviso
tel +39 0423 4848
fax +39 0423 484395
www.fabbian.com

Sales

italia@fabbian.com
export@fabbian.com

Mkt & Com

marketing@fabbian.com

Usa & Canada

Fabbian Usa Corp.
307 W 38th St Ste 1103
New York, NY 10018, Usa
ph. +1 646 518 4160
fax +1 646 518 4180
www.fabbian.us

Sales

usa@fabbian.com
canada@fabbian.com

Mkt & Com

marketing.usa@fabbian.com

Creative Direction & Graphic Design

Advisionair & Partners

Photography

Alberto Parise
Alessandro Astegiano
Christian van der Kooy
Claudio Carraro
Garrett Rowland
Giulio Favotto
Luc Boegly
Luca Morandini
Nava - Rapacchietta
Phase One Photography
Quasar
Studio Rublek

Render

Henmade
Orygine
Bruger
Metaverso

Print

GS Printing Group

This catalogue cannot be copied, scanned or reproduced by any means. All rights reserved.

Pictures, descriptions, quoting, dimensions and technical datas have to be considered as purely indicative.

While maintaining the basic characteristic of the product, the manufacturer reserves the right to make modifications at any time with the sole aim of improvement.

IP Cat/Mkt/01214500

